

Pre-Merger Shareholding Pattern

Shareholding Pattern under Regulation 31 of SEBI (Listing Obligations and Disclosure Requirements) Regulations, 2015

1	Name of Listed Entity: Future Consumer Limited	
2	Scrip Code/Name of Scrip/Class of Security: BSE - 533400, NSE - FCONSUMER, Class of Security : Equity Shares	
3	Share Holding Pattern Filed under: Reg. 31(1)(a) /Reg.31(1)(b)/ Reg. 31(1)(c) .	
	a.	If under 31(1)(b) then indicate the report for Quarter ending : 29.08.2020
	b.	If under 31(1)(c) then indicate date of allotment/extinguishment : NA
4	Declaration: The Listed entity is required to submit the following declaration to the extent of submission of information:-	

	Particulars	Yes*	No*
1	Whether the Listed Entity has issued any partly paid up shares?		No
2	Whether the Listed Entity has issued any Convertible Securities or Warrants?	Yes	
3	Whether the Listed Entity has any shares against which depository receipts are issued?		No
4	Whether the Listed Entity has any shares in locked-in?	Yes	
5	Whether any shares held by promoters are pledge or otherwise encumbered?	Yes	
6	Whether the Listed Entity has any significant beneficial owner?	Yes	

NOTE: Post merger shareholding pattern is not applicable as the company will be merged with Future Enterprises Limited

* If the Listed Entity selects the option 'No' for the questions above, the columns for the partly paid up shares, Outstanding Convertible Securities/Warrants, depository receipts, locked-in shares, No of shares pledged or otherwise encumbered by promoters, as applicable, shall not be displayed at the time of dissemination on the Stock Exchange website. Also wherever there is 'No' declared by Listed Entity in above table the values will be considered as 'Zero' by default on submission of the format of holding of specified securities.

Note - The shareholding pattern is based on the BENPOS of the company as on August 28, 2020. The same is subject to change on account of invocation of pledges by the lenders between August 28, 2020 and the Record Date.

For Future Consumer Limited

Manoj Gagvani
Company Secretary & Head- Legal



Table I - Summary Statement holding of specified securities

Category	Category of shareholder	Number of shareholders	No. of fully paid up equity shares held	No. of Partly paid-up equity shares held	No. of shares underlying Depository Receipts	Total nos. shares held	Shareholding as a % of total no. of shares (calculated as per SCRR, 1957)	Number of Voting Rights held in each class of securities				No. of Shares Underlying Outstanding convertible securities (including Warrants)	Shareholding, as a % assuming full conversion of convertible securities (as a percentage of diluted share capital)	Number of Locked in shares		Number of Shares pledged or otherwise encumbered		Number of equity shares held in dematerialised form
								No of Voting Rights			Total as a % of (A+B+C)			No. (a)	As a % of total Shares held(b)	No. (a)	As a % of total Shares held(b)	
								Class eg: X	Class eg: y	Total								
(I)	(II)	(III)	(IV)	(V)	(VI)	(VII) = (IV)+(V)+ (VI)	(VIII)As a % of (A+B+C2)	(IX)				(X)	(XI)= (VII)+(X) As a % of (A+B+C2)	(XII)		(XIII)		(XIV)
(A)	Promoter & Promoter Group	14	763841964	0	0	763841964	39.76	763841964	0	763841964	39.76	15548645*	38.99	29476462	3.86	698851215	91.49	763841964
(B)	Public	283345	1143814923	0	0	1143814923	59.54	1143814923	0	1143814923	59.54	62110173**	60.33	0	0.00	0	0.00	1143664603
(C)	Non Promoter - Non Public	1	13452793	0	0	13452793	0.70	13452793	0	13452793	0.70	0	0.67	0	0.00	0	0.00	13452793
(C1)	Shares Underlying DRs	0	0	0	0	0	0.00	0	0	0	0.00	0	0.00	0	0.00	0	0.00	0
(C2)	Shares Held By Employee Trust	1	13452793	0	0	13452793	0.70	13452793	0	13452793	0.70	0	0.67	0	0.00	0	0.00	13452793
	Total	283360	1921109680	0	0	1921109680	100	1921109680	0	1921109680	100.00	77658818	100.00	29476462	1.53	698851215	36.38	1920959360

* 7000 Warrants of face value of Rs. 1,00,000/- each were allotted by the Company to Illusie Produkt Private Limited, a promoter group entity, which are convertible into 1,55,48,645 Equity Shares of Rs. 6/- each

** 6962 Compulsorily Convertible Debentures ("CCDs") of face value of Rs. 1,00,000/- each were allotted by the Company to Verlinvest SA., which are convertible into 1,54,64,238 Equity Shares of Rs. 6/- each with an option to convert the un-paid coupons, if any, on the CCDs, into equity shares of the Company.

21000 Compulsorily Convertible Debentures ("CCDs") of face value of Rs. 1,00,000/- each were allotted by the Company to International Finance Corporation., which are convertible into 4,66,45,935 Equity Shares of Rs. 6/- each with an option to convert the un-paid coupons, if any, on the CCDs, into equity shares of the Company.



Table II (I)(a)- Statement showing shareholding pattern of the Promoter and Promoter Group

Category	Category & Name of shareholders	Nos. of shareholders #	No. of fully paid up equity shares held	No. of Partly paid-up equity shares held	No. of shares underlying Depository Receipts	Total nos. shares held	Shareholding as a % of total no. of shares (calculated as per SCRR, 1957)	Number of Voting Rights held in each class of securities				No. of Shares Underlying Outstanding convertible securities (including Warrants)	Shareholding, as a % assuming full conversion of convertible securities (as a % of (VII)+(X) As a % of (A+B+C2))	Number of Locked in shares		Number of Shares pledged or otherwise encumbered		Number of equity shares held in dematerialised form
								No of Voting Rights			Total as a % of (A+B+C)			No. (a)	As a % of total Shares held(b)	No. (a)	As a % of total Shares held(b)	
								Class eg: X	Class eg: y	Total								
	(I)	(III)	(IV)	(V)	(VI)	(VII) = (IV)+(V)+(VI)	(VIII) As a % of (A+B+C2)	(IX)				(X)	(XI)= (VII)+(X) As a % of (A+B+C2)	(XII)		(XIII)		(XIV)
1	Indian																	
(a)	Individuals / Hindu Undivided Family	3	166788	0	0	166788	0.01	166788	0	166788	0.01	0	0.01	0	0.00	0	0.00	166788
	Avni Kishorkumar Biyani (Relatives of Promoter)		99619	0	0	99619	0.01	99619	0	99619	0.01	0	0.00	0	0.00	0	0.00	99619
	Ashni Kishore Biyani (Relatives of Promoter)		67169	0	0	67169	0.00	67169	0	67169	0.00	0	0.00	0	0.00	0	0.00	67169
	Kishore Biyani (Promoter) \$		0	0	0	0	0.00	0	0	0	0.00	0	0.00	0	0.00	0	0.00	0
(b)	Central Government / State Government(s)	0	0	0	0	0	0.00	0	0	0	0.00	0	0.00	0	0.00	0	0.00	0
(c)	Financial Institutions / Banks	0	0	0	0	0	0.00	0	0	0	0.00	0	0.00	0	0.00	0	0.00	0
(d)	Any Other (Specify)	11	763675176	0	0	763675176	39.75	763675176	0	763675176	39.75	15548645	38.99	29476462	3.86	698851215	91.51	763675176
	Bodies Corporate		763675176	0	0	763675176	39.75	763675176	0	763675176	39.75	15548645	38.99	29476462	3.86	698851215	91.51	763675176
	Future Enterprises Limited (formerly Future Retail Limited)		100	0	0	100	0.00	100	0	100	0.00	0	0.00	0	0.00	0	0.00	100
	Future Capital Investment Private Limited		719871112	0	0	719871112	37.47	719871112	0	719871112	37.47	0	36.02	0	0.00	694409313	96.46	719871112
	Central Departmental Stores Pvt Ltd		100	0	0	100	0.00	100	0	100	0.00	0	0.00	0	0.00	0	0.00	100
	Ryka Commercial Ventures Private Limited		100	0	0	100	0.00	100	0	100	0.00	0	0.00	0	0.00	0	0.00	100
	Srishti Mall Management Company Private Limited		29476462	0	0	29476462	1.53	29476462	0	29476462	1.53	0	1.47	29476462	100.00	0	0.00	29476462
	Future Corporate Resources Private Limited (formerly Suhani Trading and Investment Consultants Private Limited)		14327302	0	0	14327302	0.75	14327302	0	14327302	0.75	0	0.72	0	0.00	4441902	31.00	14327302
	Illusie Produkt Private Limited \$		0	0	0	0	0.00	0	0	0	0.00	15548645	0.78	0	0.00	0	0.00	0
	Trusts		0	0	0	0	0.00	0	0	0	0.00	0	0.00	0	0.00	0	0.00	0
	Consumer Goods Trust \$		0	0	0	0	0.00	0	0	0	0.00	0	0.00	0	0.00	0	0.00	0
	Retail Trust \$		0	0	0	0	0.00	0	0	0	0.00	0	0.00	0	0.00	0	0.00	0
	Infra Trust \$		0	0	0	0	0.00	0	0	0	0.00	0	0.00	0	0.00	0	0.00	0
	Lifestyle Trust \$		0	0	0	0	0.00	0	0	0	0.00	0	0.00	0	0.00	0	0.00	0
	Sub Total (A)(1)	14	763841964	0	0	763841964	39.76	763841964	0	763841964	39.76	15548645	38.99	29476462	3.86	698851215	91.49	763841964
2	Foreign																	
(a)	Individuals (Non-Resident Individuals / Foreign Individuals)	0	0	0	0	0	0.00	0	0	0	0.00	0	0.00	0	0.00	0	0.00	0
(b)	Government	0	0	0	0	0	0.00	0	0	0	0.00	0	0.00	0	0.00	0	0.00	0
(c)	Institutions	0	0	0	0	0	0.00	0	0	0	0.00	0	0.00	0	0.00	0	0.00	0
(d)	Foreign Portfolio Investor	0	0	0	0	0	0.00	0	0	0	0.00	0	0.00	0	0.00	0	0.00	0
(e)	Any Other (Specify)	0	0	0	0	0	0.00	0	0	0	0.00	0	0.00	0	0.00	0	0.00	0
	Sub Total (A)(2)	0	0	0	0	0	0.00	0	0	0	0.00	0	0.00	0	0.00	0	0.00	0
	Total Shareholding Of Promoter And Promoter Group (A)= (A)(1)+(A)(2)	14	763841964	0	0	763841964	39.76	763841964	0	763841964	39.76	15548645	38.99	29476462	3.86	698851215	91.49	763841964

Details of Shares which remain unclaimed may be given here along with details such as number of shareholders, outstanding shares held in demat/unclaimed suspense account, voting rights which are frozen etc. : NOT APPLICABLE

Note:

(1) PAN would not be displayed on website of Stock Exchange(s)

(2) The term 'Encumbrance' has the same meaning as assigned under regulation 28(3) of SEBI (Substantial Acquisition of Shares and Takeovers) Regulations, 2011.

\$ As per disclosures under the SEBI (Substantial Acquisition of Shares and Takeovers) Regulations, 2011, furnished by the Promoters / PACs.

Note 1 - The number of shareholders under the category 'Promoter / Promoter Group' as mentioned herein i.e. 14 shareholders, is different from the number of shareholders reflected under the said category in the beneficiary position received from the R & T Agent i.e. 19 shareholders, since

(1) the shareholders under 'Promoter and Promoter Group' having multiple folios have been clubbed in this Report (11 folios have been reduced on account of clubbing).

(2) Illusie Produkt Private Limited, Consumer Goods Trust, Retail Trust, Infra Trust, Lifestyle Trust and Mr. Kishore Biyani, not holding any equity shares, have been included.



Table III - Statement showing shareholding pattern of the Public shareholder

Category	Category & Name of shareholders	Nos. of shareholder s	No. of fully paid up equity shares held	No. of Partly paid-up equity shares held	No. of shares underlying Depositor y Receipts	Total nos. shares held	Shareholdi ng as a % of total no. of shares (calculated as per SCRR, 1957)	Number of Voting Rights held in each class of securities				No. of Shares Underlying Outstanding convertible securities (including Warrants)	Shareholdi ng , as a % assuming full conversion of convertible securities (as a percentage of diluted share capital)	Number of Locked in shares		Number of Shares pledged or otherwise encumbered		Number of equity shares held in dematerialised form
								No of Voting Rights			Total as a % of (A+B+C)			No. (a)	As a % of total Shares held(b)	No. (a)	As a % of total Shares held(b)	
								Class eg: X	Class eg: y	Total								
	(I)	(III)	(IV)	(V)	(VI)	(VII) = (IV)+(V)+ (VI)	(VIII) As a % of (A+B+C2)	(IX)				(X)	(XI)= (VII)+(X) As a % of (A+B+C2)	(XII)		(XIII)		(XIV)
1	Institutions																	
(a)	Mutual Fund	4	5017747	0	0	5017747	0.26	5017747	0	5017747	0.26	0	0.25	0	0.00	NA	NA	5017747
(b)	Venture Capital Funds	0	0	0	0	0	0.00	0	0	0	0.00	0	0.00	0	0.00	NA	NA	0
(c)	Alternate Investment Funds	1	400000	0	0	400000	0.02	400000	0	400000	0.02	0	0.02	0	0.00	NA	NA	400000
(d)	Foreign Venture Capital Investor	0	0	0	0	0	0.00	0	0	0	0.00	0	0.00	0	0.00	NA	NA	0
(e)	Foreign Portfolio Investor	23	186560918	0	0	186560918	9.71	186560918	0	186560918	9.71	15464238	10.11	0	0.00	NA	NA	186560918
	Verlinvest SA		140513969	0	0	140513969	7.31	140513969	0	140513969	7.31	15464238	7.80	0	0.00	NA	NA	140513969
(f)	Financial Institutions / Banks	2	450	0	0	450	0.00	450	0	450	0.00	0	0.00	0	0.00	NA	NA	450
(g)	Insurance Companies	8	510000	0	0	510000	0.03	510000	0	510000	0.03	0	0.03	0	0.00	NA	NA	510000
(h)	Provident Funds/ Pension Funds	0	0	0	0	0	0.00	0	0	0	0.00	0	0.00	0	0.00	NA	NA	0
(i)	Any Other (Specify)	0	0	0	0	0	0.00	0	0	0	0.00	0	0.00	0	0.00	NA	NA	0
	Sub Total (B)(1)	38	192489115	0	0	192489115	10.02	192489115	0	192489115	10.02	15464238	10.40	0	0.00	NA	NA	192489115
2	Central Government/ State Government(s)/ President of India	0	0	0	0	0	0.00	0	0	0	0.00	0	0.00	0	0.00	NA	NA	0
	Sub Total (B)(2)	0	0	0	0	0	0.00	0	0	0	0.00	0	0.00	0	0.00	NA	NA	0
3	Non-Institutions																	
(a)	Individuals																	
	i. Individual shareholders holding nominal share capital up to Rs. 2 lakhs.	274278	306124634	0	0	306124634	15.93	306124634	0	306124634	15.93	0	15.32	0	0.00	NA	NA	306109314
	ii. Individual shareholders holding nominal share capital in excess of Rs. 2 lakhs.	1342	172106536	0	0	172106536	8.96	172106536	0	172106536	8.96	0	8.61	0	0.00	NA	NA	172006536
(b)	NBFCs registered with RBI	7	15639955	0	0	15639955	0.81	15639955	0	15639955	0.81	0	0.78	0	0.00	NA	NA	15639955
(c)	Employee Trusts	0	0	0	0	0	0.00	0	0	0	0.00	0	0.00	0	0.00	NA	NA	0



Table III - Statement showing shareholding pattern of the Public shareholder

Category	Category & Name of shareholders	Nos. of shareholder s	No. of fully paid up equity shares held	No. of Partly paid-up equity shares held	No. of shares underlying Depository Receipts	Total nos. shares held	Sharehold ing as a % of total no. of shares (calculated as per SCRR, 1957)	Number of Voting Rights held in each class of securities				No. of Shares Underlying Outstanding convertible securities (including Warrants)	Sharehold ing , as a % assuming full conversion of convertible securities (as a percentage of diluted share capital)	Number of Locked in shares		Number of Shares pledged or otherwise encumbered		Number of equity shares held in dematerialised form
								No of Voting Rights			Total as a % of (A+B+C)			No. (a)	As a % of total Shares held(b)	No. (a)	As a % of total Shares held(b)	
								Class eg: X	Class eg: y	Total								
	(I)	(III)	(IV)	(V)	(VI)	(VII) = (IV)+(V)+ (VI)	(VIII) As a % of (A+B+C2)	(IX)				(X)	(XI)= (VII)+(X) As a % of (A+B+C2)	(XII)		(XIII)		(XIV)
(d)	Overseas Depositories(holding DRs) (balancing figure)	0	0	0	0	0	0.00	0	0	0	0.00	0	0.00	0	0.00	NA	NA	0
(e)	Any Other (Specify)	7680	457454683	0	0	457454683	23.81	457454683	0	457454683	23.81	46645935	25.22	0	0.00	NA	NA	457419683
	Hindu Undivided Family	3215	12705335	0	0	12705335	0.66	12705335	0	12705335	0.66	0	0.64	0	0.00	NA	NA	12670335
	Non Resident Indians (Non Repatriable)	842	7144359	0	0	7144359	0.37	7144359	0	7144359	0.37	0	0.36	0	0.00	NA	NA	7144359
	Non Resident Indians (Repatriable)	2216	13426894	0	0	13426894	0.70	13426894	0	13426894	0.70	0	0.67	0	0.00	NA	NA	13426894
	Directors	10	2060672	0	0	2060672	0.11	2060672	0	2060672	0.11	0	0.10	0	0.00	NA	NA	2060672
	Clearing Member	439	34166825	0	0	34166825	1.78	34166825	0	34166825	1.78	0	1.71	0	0.00	NA	NA	34166825
	Trusts	4	7967	0	0	7967	0.00	7967	0	7967	0.00	0	0.00	0	0.00	NA	NA	7967
	Office Bearers	58	4403831	0	0	4403831	0.23	4403831	0	4403831	0.23	0	0.22	0	0.00	NA	NA	4403831
	Foreign Company	2	204587517	0	0	204587517	10.65	204587517	0	204587517	10.65	46645935	12.57	0	0.00	NA	NA	204587517
	Black River Food 2 Pte. Ltd		146283195	0	0	146283195	7.61	146283195	0	146283195	7.61	0	7.32	0	0.00	NA	NA	146283195
	International Finance Corporation		58304322	0	0	58304322	3.03	58304322	0	58304322	3.03	46645935	5.25	0	0.00	NA	NA	58304322
	Bodies Corporate	894	178951283	0	0	178951283	9.31	178951283	0	178951283	9.31	0	8.95	0	0.00	NA	NA	178951283
	Bennett, Coleman And Company Limited		91579293	0	0	91579293	4.77	91579293	0	91579293	4.77	0	4.58	0	0.00	NA	NA	91579293
	Sub Total (B)(3)	283307	951325808	0	0	951325808	49.52	951325808	0	951325808	49.52	46645935	49.93	0	0.00	NA	NA	951175488
	Total Public Shareholding (B)= (B)(1)+(B)(2)+(B)(3)	283345	1143814923	0	0	1143814923	59.54	1143814923	0	1143814923	59.54	62110173	60.33	0	0.00	NA	NA	1143664603

Details of the shareholders acting as persons in Concert including their Shareholding (No. and %):

Details of Shares which remain unclaimed may be given here along with details such as number of shareholders, outstanding shares held in demat/unclaimed suspense account, voting rights which are frozen etc.

Details of un-claimed shares are as under:

No. of shareholders
1

No. of Shares
600

Note:

(1) PAN would not be displayed on website of Stock Exchange(s).

(2) The above format needs to be disclosed along with the name of following persons: Institutions/Non Institutions holding more than 1% of total number of shares

(3) W.r.t. the information pertaining to Depository Receipts, the same may be disclosed in the respective columns to the extent information available and the balance to be disclosed as held by custodian.



Table IV - Statement showing shareholding pattern of the Non Promoter- Non Public shareholder

Category	Category & Name of shareholders	Nos. of shareholders	No. of fully paid up equity shares held	No. of Partly paid-up equity shares held	No. of shares underlying Depository Receipts	Total nos. shares held	Shareholding as a % of total no. of shares (calculated as per SCRR, 1957)	Number of Voting Rights held in each class of securities				No. of Shares Underlying Outstanding convertible securities (including Warrants)	Shareholding , as a % assuming full conversion of convertible securities (as a percentage of diluted share capital)	Number of Locked in shares		Number of Shares pledged or otherwise encumbered		Number of equity shares held in dematerialised form
								No of Voting Rights			Total as a % of (A+B+C)			No. (a)	As a % of total Shares held(b)	No. (a)	As a % of total Shares held(b)	
								Class eg: X	Class eg: y	Total								
	(I)	(III)	(IV)	(V)	(VI)	(VII) = (IV)+(V)+ (VI)	(VIII) As a % of (A+B+C2)	(IX)				(X)	(XI)= (VII)+(X) As a % of (A+B+C2)	(XII)		(XIII)		(XIV)
1	Custodian/DR Holder	0	0	0	0	0	0.00	0	0	0	0.00	0	0.00	0	0.00	0	0.00	0
2	Employee Benefit Trust (under SEBI (Share based Employee Benefit) Regulations, 2014)	1	13452793	0	0	13452793	0.70	13452793	0	13452793	0.70	0	0.67	0	0.00	0	0.00	13452793
	Total Non-Promoter- Non Public Shareholding (C)= (C)(1)+(C)(2)	1	13452793	0	0	13452793	0.70	13452793	0	13452793	0.70	0	0.67	0	0.00	0	0.00	13452793

Note:
(1) PAN would not be displayed on website of Stock Exchange(s).
(2) The above format needs to disclose name of all holders holding more than 1% of total number of shares
(3) W.r.t. the information pertaining to Depository Receipts, the same may be disclosed in the respective columns to the extent information available



Table V - Significant Beneficial Owner

Sr. No.	Details of the SBO				Details of the registered owner				Details of holding/exercise of right of the SBO in the reporting company, whether direct or indirect*:					Date of creation/acqquistion of significant beneficial interest
	Name	Passport No. in case of a foreign national	Nationality	Nationalit y (Applicabl e in case of Any other is selected)	Name	Passport No. in case of a foreign national	Nationality	Nationalit y (Applicabl e in case of Any other is selected)	Whether by virtue of:					
									shares	Voting right	Rights on distributa ble dividend or any other distribution	Exercise of control	Exercise of significant influence	
1	Kishore Biyani	NA	India	NA	Future Capital Investment Private Limited	NA	India	NA	0	0	0	No	Yes	31/03/2017



Pre-Merger Shareholding Pattern

Shareholding Pattern under Regulation 31 of SEBI (Listing Obligations and Disclosure Requirements) Regulations, 2015

1	Name of Listed Entity: Future Consumer Limited	
2	Scrip Code/Name of Scrip/Class of Security: BSE - 533400, NSE - FCONSUMER, Class of Security : Equity Shares	
3	Share Holding Pattern Filed under: Reg. 31(1)(a) /Reg.31(1)(b)/ Reg. 31(1)(c) .	
	a.	If under 31(1)(b) then indicate the report for Quarter ending : 29.08.2020
	b.	If under 31(1)(c) then indicate date of allotment/extinguishment : NA
4	Declaration: The Listed entity is required to submit the following declaration to the extent of submission of information:-	

	Particulars	Yes*	No*
1	Whether the Listed Entity has issued any partly paid up shares?		No
2	Whether the Listed Entity has issued any Convertible Securities or Warrants?	Yes	
3	Whether the Listed Entity has any shares against which depository receipts are issued?		No
4	Whether the Listed Entity has any shares in locked-in?	Yes	
5	Whether any shares held by promoters are pledge or otherwise encumbered?	Yes	
6	Whether the Listed Entity has any significant beneficial owner?	Yes	

NOTE: Post merger shareholding pattern is not applicable as the company will be merged with Future Enterprises Limited

* If the Listed Entity selects the option 'No' for the questions above, the columns for the partly paid up shares, Outstanding Convertible Securities/Warrants, depository receipts, locked-in shares, No of shares pledged or otherwise encumbered by promoters, as applicable, shall not be displayed at the time of dissemination on the Stock Exchange website. Also wherever there is 'No' declared by Listed Entity in above table the values will be considered as 'Zero' by default on submission of the format of holding of specified securities.

Note - The shareholding pattern is based on the BENPOS of the company as on August 28, 2020. The same is subject to change on account of invocation of pledges by the lenders between August 28, 2020 and the Record Date.

For Future Consumer Limited

Manoj Gagvani
Company Secretary & Head- Legal



Table I - Summary Statement holding of specified securities

Category	Category of shareholder	Number of shareholders	No. of fully paid up equity shares held	No. of Partly paid-up equity shares held	No. of shares underlying Depository Receipts	Total nos. shares held	Shareholding as a % of total no. of shares (calculated as per SCRR, 1957)	Number of Voting Rights held in each class of securities				No. of Shares Underlying Outstanding convertible securities (including Warrants)	Shareholding, as a % assuming full conversion of convertible securities (as a percentage of diluted share capital)	Number of Locked in shares		Number of Shares pledged or otherwise encumbered		Number of equity shares held in dematerialised form
								No of Voting Rights			Total as a % of (A+B+C)			No. (a)	As a % of total Shares held(b)	No. (a)	As a % of total Shares held(b)	
								Class eg: X	Class eg: y	Total								
(I)	(II)	(III)	(IV)	(V)	(VI)	(VII) = (IV)+(V)+ (VI)	(VIII)As a % of (A+B+C2)	(IX)				(X)	(XI)= (VII)+(X) As a % of (A+B+C2)	(XII)		(XIII)		(XIV)
(A)	Promoter & Promoter Group	14	763841964	0	0	763841964	39.76	763841964	0	763841964	39.76	15548645*	38.99	29476462	3.86	698851215	91.49	763841964
(B)	Public	283345	1143814923	0	0	1143814923	59.54	1143814923	0	1143814923	59.54	62110173**	60.33	0	0.00	0	0.00	1143664603
(C)	Non Promoter - Non Public	1	13452793	0	0	13452793	0.70	13452793	0	13452793	0.70	0	0.67	0	0.00	0	0.00	13452793
(C1)	Shares Underlying DRs	0	0	0	0	0	0.00	0	0	0	0.00	0	0.00	0	0.00	0	0.00	0
(C2)	Shares Held By Employee Trust	1	13452793	0	0	13452793	0.70	13452793	0	13452793	0.70	0	0.67	0	0.00	0	0.00	13452793
	Total	283360	1921109680	0	0	1921109680	100	1921109680	0	1921109680	100.00	77658818	100.00	29476462	1.53	698851215	36.38	1920959360

* 7000 Warrants of face value of Rs. 1,00,000/- each were allotted by the Company to Illusie Produkt Private Limited, a promoter group entity, which are convertible into 1,55,48,645 Equity Shares of Rs. 6/- each

** 6962 Compulsorily Convertible Debentures ("CCDs") of face value of Rs. 1,00,000/- each were allotted by the Company to Verlinvest SA., which are convertible into 1,54,64,238 Equity Shares of Rs. 6/- each with an option to convert the un-paid coupons, if any, on the CCDs, into equity shares of the Company.

21000 Compulsorily Convertible Debentures ("CCDs") of face value of Rs. 1,00,000/- each were allotted by the Company to International Finance Corporation., which are convertible into 4,66,45,935 Equity Shares of Rs. 6/- each with an option to convert the un-paid coupons, if any, on the CCDs, into equity shares of the Company.



Table II (I)(a)- Statement showing shareholding pattern of the Promoter and Promoter Group

Category	Category & Name of shareholders	Nos. of shareholders #	No. of fully paid up equity shares held	No. of Partly paid-up equity shares held	No. of shares underlying Depository Receipts	Total nos. shares held	Shareholding as a % of total no. of shares (calculated as per SCRR, 1957)	Number of Voting Rights held in each class of securities				No. of Shares Underlying Outstanding convertible securities (including Warrants)	Shareholding, as a % assuming full conversion of convertible securities (as a % of (VII)+(X) As a % of (A+B+C2))	Number of Locked in shares		Number of Shares pledged or otherwise encumbered		Number of equity shares held in dematerialised form
								No of Voting Rights			Total as a % of (A+B+C)			No. (a)	As a % of total Shares held(b)	No. (a)	As a % of total Shares held(b)	
								Class eg: X	Class eg: y	Total								
	(I)	(III)	(IV)	(V)	(VI)	(VII) = (IV)+(V)+(VI)	(VIII) As a % of (A+B+C2)	(IX)				(X)	(XI)= (VII)+(X) As a % of (A+B+C2)	(XII)		(XIII)		(XIV)
1	Indian																	
(a)	Individuals / Hindu Undivided Family	3	166788	0	0	166788	0.01	166788	0	166788	0.01	0	0.01	0	0.00	0	0.00	166788
	Avni Kishorkumar Biyani (Relatives of Promoter)		99619	0	0	99619	0.01	99619	0	99619	0.01	0	0.00	0	0.00	0	0.00	99619
	Ashni Kishore Biyani (Relatives of Promoter)		67169	0	0	67169	0.00	67169	0	67169	0.00	0	0.00	0	0.00	0	0.00	67169
	Kishore Biyani (Promoter) \$		0	0	0	0	0.00	0	0	0	0.00	0	0.00	0	0.00	0	0.00	0
(b)	Central Government / State Government(s)	0	0	0	0	0	0.00	0	0	0	0.00	0	0.00	0	0.00	0	0.00	0
(c)	Financial Institutions / Banks	0	0	0	0	0	0.00	0	0	0	0.00	0	0.00	0	0.00	0	0.00	0
(d)	Any Other (Specify)	11	763675176	0	0	763675176	39.75	763675176	0	763675176	39.75	15548645	38.99	29476462	3.86	698851215	91.51	763675176
	Bodies Corporate		763675176	0	0	763675176	39.75	763675176	0	763675176	39.75	15548645	38.99	29476462	3.86	698851215	91.51	763675176
	Future Enterprises Limited (formerly Future Retail Limited)		100	0	0	100	0.00	100	0	100	0.00	0	0.00	0	0.00	0	0.00	100
	Future Capital Investment Private Limited		719871112	0	0	719871112	37.47	719871112	0	719871112	37.47	0	36.02	0	0.00	694409313	96.46	719871112
	Central Departmental Stores Pvt Ltd		100	0	0	100	0.00	100	0	100	0.00	0	0.00	0	0.00	0	0.00	100
	Ryka Commercial Ventures Private Limited		100	0	0	100	0.00	100	0	100	0.00	0	0.00	0	0.00	0	0.00	100
	Srishti Mall Management Company Private Limited		29476462	0	0	29476462	1.53	29476462	0	29476462	1.53	0	1.47	29476462	100.00	0	0.00	29476462
	Future Corporate Resources Private Limited (formerly Suhani Trading and Investment Consultants Private Limited)		14327302	0	0	14327302	0.75	14327302	0	14327302	0.75	0	0.72	0	0.00	4441902	31.00	14327302
	Illusie Produkt Private Limited \$		0	0	0	0	0.00	0	0	0	0.00	15548645	0.78	0	0.00	0	0.00	0
	Trusts		0	0	0	0	0.00	0	0	0	0.00	0	0.00	0	0.00	0	0.00	0
	Consumer Goods Trust \$		0	0	0	0	0.00	0	0	0	0.00	0	0.00	0	0.00	0	0.00	0
	Retail Trust \$		0	0	0	0	0.00	0	0	0	0.00	0	0.00	0	0.00	0	0.00	0
	Infra Trust \$		0	0	0	0	0.00	0	0	0	0.00	0	0.00	0	0.00	0	0.00	0
	Lifestyle Trust \$		0	0	0	0	0.00	0	0	0	0.00	0	0.00	0	0.00	0	0.00	0
	Sub Total (A)(1)	14	763841964	0	0	763841964	39.76	763841964	0	763841964	39.76	15548645	38.99	29476462	3.86	698851215	91.49	763841964
2	Foreign																	
(a)	Individuals (Non-Resident Individuals / Foreign Individuals)	0	0	0	0	0	0.00	0	0	0	0.00	0	0.00	0	0.00	0	0.00	0
(b)	Government	0	0	0	0	0	0.00	0	0	0	0.00	0	0.00	0	0.00	0	0.00	0
(c)	Institutions	0	0	0	0	0	0.00	0	0	0	0.00	0	0.00	0	0.00	0	0.00	0
(d)	Foreign Portfolio Investor	0	0	0	0	0	0.00	0	0	0	0.00	0	0.00	0	0.00	0	0.00	0
(e)	Any Other (Specify)	0	0	0	0	0	0.00	0	0	0	0.00	0	0.00	0	0.00	0	0.00	0
	Sub Total (A)(2)	0	0	0	0	0	0.00	0	0	0	0.00	0	0.00	0	0.00	0	0.00	0
	Total Shareholding Of Promoter And Promoter Group (A)= (A)(1)+(A)(2)	14	763841964	0	0	763841964	39.76	763841964	0	763841964	39.76	15548645	38.99	29476462	3.86	698851215	91.49	763841964

Details of Shares which remain unclaimed may be given here along with details such as number of shareholders, outstanding shares held in demat/unclaimed suspense account, voting rights which are frozen etc. : NOT APPLICABLE

Note:

(1) PAN would not be displayed on website of Stock Exchange(s)

(2) The term 'Encumbrance' has the same meaning as assigned under regulation 28(3) of SEBI (Substantial Acquisition of Shares and Takeovers) Regulations, 2011.

\$ As per disclosures under the SEBI (Substantial Acquisition of Shares and Takeovers) Regulations, 2011, furnished by the Promoters / PACs.

Note 1 - The number of shareholders under the category 'Promoter / Promoter Group' as mentioned herein i.e. 14 shareholders, is different from the number of shareholders reflected under the said category in the beneficiary position received from the R & T Agent i.e. 19 shareholders, since

(1) the shareholders under 'Promoter and Promoter Group' having multiple folios have been clubbed in this Report (11 folios have been reduced on account of clubbing).

(2) Illusie Produkt Private Limited, Consumer Goods Trust, Retail Trust, Infra Trust, Lifestyle Trust and Mr. Kishore Biyani, not holding any equity shares, have been included.



Table III - Statement showing shareholding pattern of the Public shareholder																		
Category	Category & Name of shareholders	Nos. of shareholder s	No. of fully paid up equity shares held	No. of Partly paid-up equity shares held	No. of shares underlying Depositor y Receipts	Total nos. shares held	Shareholdi ng as a % of total no. of shares (calculated as per SCRR, 1957)	Number of Voting Rights held in each class of securities				No. of Shares Underlying Outstanding convertible securities (including Warrants)	Shareholdi ng , as a % assuming full conversion of convertible securities (as a percentage of diluted share capital)	Number of Locked in shares		Number of Shares pledged or otherwise encumbered		Number of equity shares held in dematerialised form
								No of Voting Rights			Total as a % of (A+B+C)			No. (a)	As a % of total Shares held(b)	No. (a)	As a % of total Shares held(b)	
								Class eg: X	Class eg: y	Total								
	(I)	(III)	(IV)	(V)	(VI)	(VII) = (IV)+(V)+ (VI)	(VIII) As a % of (A+B+C2)	(IX)				(X)	(XI)= (VII)+(X) As a % of (A+B+C2)	(XII)		(XIII)		(XIV)
1	Institutions																	
(a)	Mutual Fund	4	5017747	0	0	5017747	0.26	5017747	0	5017747	0.26	0	0.25	0	0.00	NA	NA	5017747
(b)	Venture Capital Funds	0	0	0	0	0	0.00	0	0	0	0.00	0	0.00	0	0.00	NA	NA	0
(c)	Alternate Investment Funds	1	400000	0	0	400000	0.02	400000	0	400000	0.02	0	0.02	0	0.00	NA	NA	400000
(d)	Foreign Venture Capital Investor	0	0	0	0	0	0.00	0	0	0	0.00	0	0.00	0	0.00	NA	NA	0
(e)	Foreign Portfolio Investor	23	186560918	0	0	186560918	9.71	186560918	0	186560918	9.71	15464238	10.11	0	0.00	NA	NA	186560918
	Verlinvest SA		140513969	0	0	140513969	7.31	140513969	0	140513969	7.31	15464238	7.80	0	0.00	NA	NA	140513969
(f)	Financial Institutions / Banks	2	450	0	0	450	0.00	450	0	450	0.00	0	0.00	0	0.00	NA	NA	450
(g)	Insurance Companies	8	510000	0	0	510000	0.03	510000	0	510000	0.03	0	0.03	0	0.00	NA	NA	510000
(h)	Provident Funds/ Pension Funds	0	0	0	0	0	0.00	0	0	0	0.00	0	0.00	0	0.00	NA	NA	0
(i)	Any Other (Specify)	0	0	0	0	0	0.00	0	0	0	0.00	0	0.00	0	0.00	NA	NA	0
	Sub Total (B)(1)	38	192489115	0	0	192489115	10.02	192489115	0	192489115	10.02	15464238	10.40	0	0.00	NA	NA	192489115
2	Central Government/ State Government(s)/ President of India	0	0	0	0	0	0.00	0	0	0	0.00	0	0.00	0	0.00	NA	NA	0
	Sub Total (B)(2)	0	0	0	0	0	0.00	0	0	0	0.00	0	0.00	0	0.00	NA	NA	0
3	Non-Institutions																	
(a)	Individuals																	
	i. Individual shareholders holding nominal share capital up to Rs. 2 lakhs.	274278	306124634	0	0	306124634	15.93	306124634	0	306124634	15.93	0	15.32	0	0.00	NA	NA	306109314
	ii. Individual shareholders holding nominal share capital in excess of Rs. 2 lakhs.	1342	172106536	0	0	172106536	8.96	172106536	0	172106536	8.96	0	8.61	0	0.00	NA	NA	172006536
(b)	NBFCs registered with RBI	7	15639955	0	0	15639955	0.81	15639955	0	15639955	0.81	0	0.78	0	0.00	NA	NA	15639955
(c)	Employee Trusts	0	0	0	0	0	0.00	0	0	0	0.00	0	0.00	0	0.00	NA	NA	0



Table III - Statement showing shareholding pattern of the Public shareholder

Category	Category & Name of shareholders	Nos. of shareholder s	No. of fully paid up equity shares held	No. of Partly paid-up equity shares held	No. of shares underlying Depository Receipts	Total nos. shares held	Sharehold ing as a % of total no. of shares (calculated as per SCRR, 1957)	Number of Voting Rights held in each class of securities				No. of Shares Underlying Outstanding convertible securities (including Warrants)	Sharehold ing , as a % assuming full conversion of convertible securities (as a percentage of diluted share capital)	Number of Locked in shares		Number of Shares pledged or otherwise encumbered		Number of equity shares held in dematerialised form
								No of Voting Rights			Total as a % of (A+B+C)			No. (a)	As a % of total Shares held(b)	No. (a)	As a % of total Shares held(b)	
								Class eg: X	Class eg: y	Total								
	(I)	(III)	(IV)	(V)	(VI)	(VII) = (IV)+(V)+ (VI)	(VIII) As a % of (A+B+C2)	(IX)				(X)	(XI)= (VII)+(X) As a % of (A+B+C2)	(XII)		(XIII)		(XIV)
(d)	Overseas Depositories(holding DRs) (balancing figure)	0	0	0	0	0	0.00	0	0	0	0.00	0	0.00	0	0.00	NA	NA	0
(e)	Any Other (Specify)	7680	457454683	0	0	457454683	23.81	457454683	0	457454683	23.81	46645935	25.22	0	0.00	NA	NA	457419683
	Hindu Undivided Family	3215	12705335	0	0	12705335	0.66	12705335	0	12705335	0.66	0	0.64	0	0.00	NA	NA	12670335
	Non Resident Indians (Non Repatriable)	842	7144359	0	0	7144359	0.37	7144359	0	7144359	0.37	0	0.36	0	0.00	NA	NA	7144359
	Non Resident Indians (Repatriable)	2216	13426894	0	0	13426894	0.70	13426894	0	13426894	0.70	0	0.67	0	0.00	NA	NA	13426894
	Directors	10	2060672	0	0	2060672	0.11	2060672	0	2060672	0.11	0	0.10	0	0.00	NA	NA	2060672
	Clearing Member	439	34166825	0	0	34166825	1.78	34166825	0	34166825	1.78	0	1.71	0	0.00	NA	NA	34166825
	Trusts	4	7967	0	0	7967	0.00	7967	0	7967	0.00	0	0.00	0	0.00	NA	NA	7967
	Office Bearers	58	4403831	0	0	4403831	0.23	4403831	0	4403831	0.23	0	0.22	0	0.00	NA	NA	4403831
	Foreign Company	2	204587517	0	0	204587517	10.65	204587517	0	204587517	10.65	46645935	12.57	0	0.00	NA	NA	204587517
	Black River Food 2 Pte. Ltd		146283195	0	0	146283195	7.61	146283195	0	146283195	7.61	0	7.32	0	0.00	NA	NA	146283195
	International Finance Corporation		58304322	0	0	58304322	3.03	58304322	0	58304322	3.03	46645935	5.25	0	0.00	NA	NA	58304322
	Bodies Corporate	894	178951283	0	0	178951283	9.31	178951283	0	178951283	9.31	0	8.95	0	0.00	NA	NA	178951283
	Bennett, Coleman And Company Limited		91579293	0	0	91579293	4.77	91579293	0	91579293	4.77	0	4.58	0	0.00	NA	NA	91579293
	Sub Total (B)(3)	283307	951325808	0	0	951325808	49.52	951325808	0	951325808	49.52	46645935	49.93	0	0.00	NA	NA	951175488
	Total Public Shareholding (B)= (B)(1)+(B)(2)+(B)(3)	283345	1143814923	0	0	1143814923	59.54	1143814923	0	1143814923	59.54	62110173	60.33	0	0.00	NA	NA	1143664603

Details of the shareholders acting as persons in Concert including their Shareholding (No. and %):

Details of Shares which remain unclaimed may be given here along with details such as number of shareholders, outstanding shares held in demat/unclaimed suspense account, voting rights which are frozen etc.

Details of un-claimed shares are as under:

No. of shareholders
1

No. of Shares
600

Note:

(1) PAN would not be displayed on website of Stock Exchange(s).

(2) The above format needs to be disclosed along with the name of following persons:Institutions/Non Institutions holding more than 1% of total number of shares

(3) W.r.t. the information pertaining to Depository Receipts, the same may be disclosed in the respective columns to the extent information available and the balance to be disclosed as held by custodian.



Table IV - Statement showing shareholding pattern of the Non Promoter- Non Public shareholder

Category	Category & Name of shareholders	Nos. of shareholders	No. of fully paid up equity shares held	No. of Partly paid-up equity shares held	No. of shares underlying Depository Receipts	Total nos. shares held	Shareholding as a % of total no. of shares (calculated as per SCRR, 1957)	Number of Voting Rights held in each class of securities				No. of Shares Underlying Outstanding convertible securities (including Warrants)	Shareholding , as a % assuming full conversion of convertible securities (as a percentage of diluted share capital)	Number of Locked in shares		Number of Shares pledged or otherwise encumbered		Number of equity shares held in dematerialised form
								No of Voting Rights			Total as a % of (A+B+C)			No. (a)	As a % of total Shares held(b)	No. (a)	As a % of total Shares held(b)	
								Class eg: X	Class eg: y	Total								
	(I)	(III)	(IV)	(V)	(VI)	(VII) = (IV)+(V)+ (VI)	(VIII) As a % of (A+B+C2)	(IX)				(X)	(XI)= (VII)+(X) As a % of (A+B+C2)	(XII)		(XIII)		(XIV)
1	Custodian/DR Holder	0	0	0	0	0	0.00	0	0	0	0.00	0	0.00	0	0.00	0	0.00	0
2	Employee Benefit Trust (under SEBI (Share based Employee Benefit) Regulations, 2014)	1	13452793	0	0	13452793	0.70	13452793	0	13452793	0.70	0	0.67	0	0.00	0	0.00	13452793
	Total Non-Promoter- Non Public Shareholding (C)= C(1)+(C)(2)	1	13452793	0	0	13452793	0.70	13452793	0	13452793	0.70	0	0.67	0	0.00	0	0.00	13452793

Note:
(1) PAN would not be displayed on website of Stock Exchange(s).
(2) The above format needs to disclose name of all holders holding more than 1% of total number of shares
(3) W.r.t. the information pertaining to Depository Receipts, the same may be disclosed in the respective columns to the extent information available



Table V - Significant Beneficial Owner

Sr. No.	Details of the SBO				Details of the registered owner				Details of holding/exercise of right of the SBO in the reporting company, whether direct or indirect*:					Date of creation/acqquistion of significant beneficial interest
	Name	Passport No. in case of a foreign national	Nationality	Nationalit y (Applicabl e in case of Any other is selected)	Name	Passport No. in case of a foreign national	Nationality	Nationalit y (Applicabl e in case of Any other is selected)	Whether by virtue of:					
									shares	Voting right	Rights on distributa ble dividend or any other distribution	Exercise of control	Exercise of significant influence	
1	Kishore Biyani	NA	India	NA	Future Capital Investment Private Limited	NA	India	NA	0	0	0	No	Yes	31/03/2017



Pre-Merger Shareholding Pattern



Shareholding Pattern under Regulation 31 of SEBI (Listing Obligations and Disclosure Requirements) Regulations, 2015			
1	Name of Listed Entity: Future Lifestyle Fashions Limited		
2	Scrip Code/Name of Scrip/Class of Security: 536507		
3	Share Holding Pattern Filed under: Reg. 31(1)(a)/Reg. 31(1)(b)/Reg.31(1)(c)		31(1)(b)
a.	If under 31(1)(b) then indicate the report for Quarter ending		29-Aug-20
b.	If under 31(1)(c) then indicate date of allotment/extinguishment		N.A.
4	Declaration: The Listed entity is required to submit the following declaration to the extent of submission of information:-		

Sl. No.	Particulars	Yes*	No*
1	Whether the Listed Entity has issued any partly paid up shares?	-	No
2	Whether the Listed Entity has issued any Convertible Securities or Warrants?	-	No
3	Whether the Listed Entity has any shares against which depository receipts are issued?	-	No
4	Whether the Listed Entity has any shares in locked-in?	Yes	-
5	Whether any shares held by promoters are pledge or otherwise encumbered?	Yes	-
6	Whether Company has equity shares with differential voting rights?	-	No
7	Whether Listed Entity has any significant beneficial owner?	Yes	-

NOTE: Post merger shareholding pattern is not applicable as the company will be merged with Future Enterprises Limited

* If the Listed Entity selects the option 'No' for the questions above, the columns for the partly paid up shares, Outstanding Convertible Securities/Warrants, depository receipts, locked-in shares, No of shares pledged or otherwise encumbered by promoters, as applicable, shall not be displayed at the time of dissemination on the Stock Exchange website. Also wherever there is 'No' declared by Listed Entity in above table the values will be considered as 'Zero' by default on submission of the format of holding of specified securities.

Note - The shareholding pattern is based on the BENPOS of the company as on August 28, 2020. The same is subject to change on account of invocation of pledges by the lenders between August 28, 2020 and the Record Date.

For Future Lifestyle Fashions Limited

Sanjay Kumar Mutha
Chief Legal & Company Secretary



Future Lifestyle Fashions Limited
Table I - Summary Statement holding of specified securities

Category	Category of shareholder	Number of shareholders	No. of fully paid up equity shares held	No. of Partly paid-up equity shares held	No. of shares underlying Depository Receipts	Total nos. shares held	Shareholding as a % of total no. of shares (calculated as per SCRR, 1957)	Number of Voting Rights held in each class of securities				No. of Shares Underlying Outstanding convertible securities (including Warrants)	Shareholding , as a % assuming full conversion of convertible securities (as a percentage of diluted share capital)	Number of Locked in shares		Number of Shares pledged or otherwise encumbered		Number of equity shares held in dematerialised form
								No of Voting Rights			Total as a % of (A+B+C)			No. (a)	As a % of total Shares held(b)	No. (a)	As a % of total Shares held(b)	
								Class eg: X	Class eg: y	Total								
(I)	(II)	(III)	(IV)	(V)	(VI)	(VII) = (IV)+(V)+ (VI)	(VIII)As a % of (A+B+C2)	(IX)				(X)	(XI)= (VII)+(X) As a % of (A+B+C2)	(XII)		(XIII)		(XIV)
(A)	Promoter & Promoter Group	18	92363455	0	0	92363455	45.7755	92363455	0	92363455	45.7755	0	45.7755	0	0.0000	92162863	99.7828	92363455
(B)	Public	54268	109047555	0	0	109047555	54.0442	109047555	0	109047555	54.0442	0	54.0442	6479481	5.9419	0	0.0000	108724223
(C)	Non Promoter - Non Public	0	0	0	0	0	0.0000	0	0	0	0.0000	0	0.0000	0	0.0000	0	0	0
(C1)	Shares Underlying DRs	0	0	0	0	0	0.0000	0	0	0	0.0000	0	0.0000	0	0.0000	0	0.00	0
(C2)	Shares Held By Employee Trust	1	363864	0	0	363864	0.1803	363864	0	363864	0.1803	0	0.1803	0	0.0000	0	0.00	363864
	Total	54287	201774874	0	0	201774874	100.0000	201774874	0	201774874	100.00	0	100.0000	6479481	3.2112	92162863	45.6761	201451542

FOR FUTURE LIFESTYLE FASHIONS LIMITED



SANJAY KUMAR MUTHA
CHIEF LEGAL & COMPANY SECRETARY

Future Lifestyle Fashions Limited
Table II - Statement showing shareholding pattern of the Promoter and Promoter Group

	Category & Name of the shareholders	Nos. of shareholders	No. of fully paid up equity shares held	Partly paid-up equity shares held	No. of shares underlying Depository Receipts	Total nos. shares held	Shareholding % calculated as per SCRR, 1957 As a % of (A+B+C2)	Number of Voting Rights held in each class of securities				No. of Shares Outstanding convertible securities (including Warrants)	Shareholding , as a % assuming full conversion of convertible securities (as a percentage of diluted share capital)	Number of Locked in shares		Number of Shares pledged or otherwise encumbered **		Number of equity shares held in dematerialised form
								No of Voting Rights			Total as a % of (A+B+C)			No. (a)	As a % of total Shares held(b)	No. (a)	As a % of total Shares held (b)	
								Class eg: X	Class eg: Y	Total								
	(I)	(III)	(IV)	(V)	(VI)	(VII) = (IV)+(V)+(VI)	(VIII) As a % of (A+B+C2)	(IX)				(X)	(XI)= (VII)+(X) As a % of (A+B+C2)	(XII)		(XIII)		(XIV)
1	Indian																	
(a)	Individuals / Hindu Undivided Family	10	38933	0	0	38933	0.0193	38933	0	38933	0.0193	0	0.0193	0	0.0000	0	0.0000	38933
	Avni Kishorkumar Biyani	1	19499	0	0	19499	0.0097	19499	0	19499	0.0097	0	0.0097	0	0.0000	0	0.0000	19499
	Ashni Kishore Biyani	1	16770	0	0	16770	0.0083	16770	0	16770	0.0083	0	0.0083	0	0.0000	0	0.0000	16770
	Anil Biyani	1	333	0	0	333	0.0002	333	0	333	0.0002	0	0.0002	0	0.0000	0	0.0000	333
	Gopikishan Biyani	1	333	0	0	333	0.0002	333	0	333	0.0002	0	0.0002	0	0.0000	0	0.0000	333
	Kishore Biyani	1	333	0	0	333	0.0002	333	0	333	0.0002	0	0.0002	0	0.0000	0	0.0000	333
	Laxminarayan Biyani	1	333	0	0	333	0.0002	333	0	333	0.0002	0	0.0002	0	0.0000	0	0.0000	333
	Rakesh Biyani	1	333	0	0	333	0.0002	333	0	333	0.0002	0	0.0002	0	0.0000	0	0.0000	333
	Sunil Biyani	1	333	0	0	333	0.0002	333	0	333	0.0002	0	0.0002	0	0.0000	0	0.0000	333
	Vijay Biyani	1	333	0	0	333	0.0002	333	0	333	0.0002	0	0.0002	0	0.0000	0	0.0000	333
	Vivek Biyani	1	333	0	0	333	0.0002	333	0	333	0.0002	0	0.0002	0	0.0000	0	0.0000	333
(b)	Central Government / State Government(s)	0	0	0	0	0	0.0000	0	0	0	0.0000	0	0.0000	0	0.0000	0	0.0000	0
(c)	Financial Institutions / Banks	0	0	0	0	0	0.0000	0	0	0	0.0000	0	0.0000	0	0.0000	0	0.0000	0
(d)	Any Other (Specify)																	
	Bodies Corporate	8	92324522	0	0	92324522	45.7562	92324522	0	92324522	45.7562	0.0000	45.7562	0	0.0000	92162863	99.8249	92324522
	Future Enterprises Limited	0	0	0	0	0	0.0000	0	0	0	0.0000	0	0.0000	0	0.0000	0	0.0000	0
	Ryka Commercial Ventures Private Limited **	1	75441490	0	0	75441490	37.3889	75441490	0	75441490	37.3889	0	37.3889	0	0.0000	75441490	100.0000	75441490
	RSCL Trading Private Limited	1	14538559	0	0	14538559	7.2053	14538559	0	14538559	7.2053	0	7.2053	0	0.0000	14538559	100.0000	14538559
	Future Ideas Company Limited	1	1713576	0	0	1713576	0.8493	1713576	0	1713576	0.8493	0	0.8493	0	0.0000	1713576	100.0000	1713576
	Central Departmental Stores Private Limited	1	100	0	0	100	0.0000	100	0	100	0.0000	0	0.0000	0	0.0000	0	0.0000	100
	Future Capital Investment Private Limited	1	2197	0	0	2197	0.0011	2197	0	2197	0.0011	0	0.0011	0	0.0000	0	0.0000	2197
	Akar Estate And Finance Private Limited	1	333	0	0	333	0.0002	333	0	333	0.0002	0	0.0002	0	0.0000	0	0.0000	333
	Surplus Finvest Private Limited	1	158827	0	0	158827	0.0787	158827	0	158827	0.0787	0	0.0787	0	0.0000	0	0.0000	158827
	Future Corporate Resources Private Limited (#)	1	469440	0	0	469440	0.2327	469440	0	469440	0.2327	0	0.2327	0	0.0000	469238	99.9570	469440
	Trust																	
	Lifestyle Trust	0	0	0	0	0	0.0000	0	0	0	0.0000	0	0.0000	0	0.0000	0	0.0000	0
	Retail Trust (\$)	0	0	0	0	0	0.0000	0	0	0	0.0000	0	0.0000	0	0.0000	0	0.0000	0
	Consumer Goods Trust (\$)	0	0	0	0	0	0.0000	0	0	0	0.0000	0	0.0000	0	0.0000	0	0.0000	0
	Infra Trust (\$)	0	0	0	0	0	0.0000	0	0	0	0.0000	0	0.0000	0	0.0000	0	0.0000	0
	Sub Total (A)(1)	18	92363455	0	0	92363455	45.7755	92363455	0	92363455	45.7755	0	45.7755	0	0.0000	92162863	99.7828	92363455
2	Foreign																	
	Individuals (Non-Resident Individuals / Foreign																	
(a)	Individuals)	0	0	0	0	0	0.0000	0	0	0	0.0000	0	0.0000	0	0.0000	0	0.0000	0
(b)	Government	0	0	0	0	0	0.0000	0	0	0	0.0000	0	0.0000	0	0.0000	0	0.0000	0
(c)	Institutions	0	0	0	0	0	0.0000	0	0	0	0.0000	0	0.0000	0	0.0000	0	0.0000	0
(d)	Foreign Portfolio Investor	0	0	0	0	0	0.0000	0	0	0	0.0000	0	0.0000	0	0.0000	0	0.0000	0
(e)	Any Other (Specify)	0	0	0	0	0	0.0000	0	0	0	0.0000	0	0.0000	0	0.0000	0	0.0000	0
	Sub Total (A)(2)	0	0	0	0	0	0.0000	0	0	0	0.0000	0	0.0000	0	0.0000	0	0.0000	0
	Total Shareholding Of Promoter And Promoter Group (A)= (A)(1)+(A)(2)	18	92363455	0	0	92363455	45.7755	92363455	0	92363455	45.7755	0	45.7755	0	0.0000	92162863	99.7828	92363455

Details of Shares which remain unclaimed may be given hear along with details such as number of shareholders, outstanding shares held in demat/unclaimed suspense account, voting rights which are frozen etc.

Note:

(1) (#) formerly known as Suhani Trading and Investment Consultants Private Limited.

(2) (\$) As per disclosures under the SEBI (Substantial Acquisition of Shares and Takeovers) Regulations, 2011, furnished by the Promoters / PACs.

(3) ** In connection with the Debentures, there is also an encumbrance over 9,999,900 (99.99%) equity shares of Ryka held by the Lifestyle Trust and 31,56,000 optionally convertible preference shares and 1,43,44,000 redeemable preference shares of Ryka held by Future Hospitality Management Limited. Ryka holds 7,54,41,490 (37.46%) of the equity shares of FLFL, hence encumbrance over 7,54,41,490 shares is also disclosed as indirect encumbrance on Future Lifestyle Fashions Limited.

(4) PAN would not be displayed on website of Stock Exchange(s).

(5) The term 'Encumbrance' has the same meaning as assigned under regulation 28(3) of SEBI (Substantial Acquisition of Shares and Takeovers) Regulations, 2011.



Future Lifestyle Fashions Limited

Table III - Statement showing shareholding pattern of the Public shareholder

Sl.No.	Category & Name of the shareholders	Nos. of shareholder s	No. of fully paid up equity shares held	Partly paid-up equity shares held	No. of shares underlying Depository Receipts	Total nos. shares held	Shareholding % calculated as per SCRR, 1957 As a % of (A+B+C2)	Number of Voting Rights held in each class of securities			No. of Shares Underlying Outstanding & convertible securities (including Warrants)	Shareholding , as a % assuming full conversion of convertible securities (as a percentage of diluted share capital)	Number of Locked in shares		Number of Shares pledged or otherwise encumbered		Number of equity shares held in dematerialised form	
								No of Voting Rights					Total as a % of (A+B+C)	No. (a)	As a % of total Shares held (b)	No. (a)		As a % of total Shares held(b)
								Class eg: X	Class eg: y	Total								
	(I)	(III)	(IV)	(V)	(VI)	(VII) = (IV)+(V)+ (VI)	(VIII) As a % of (A+B+C2)	(IX)			(X)	(XI)= (VII)+(X) As a % of (A+B+C2)	(XII)		(XIII)		(XIV)	
1	Institutions																	
(a)	Mutual Fund	3	7579529	0	0	7579529	3.756	7579529	0	7579529	3.756	0	3.756	0	0.000	NA	7579529	
	L&T Mutual Fund Trustee Limited-L&T Emerging Businesses Fund		4675709	0	0	4675709	2.317	4675709	0	4675709	2.317	0	0.000	NA	NA		4675709	
	IDFC Sterling Value Fund		2903637	0	0	2903637	1.439	2903637	0	2903637	1.439	0	0.000	NA	NA		2903637	
(b)	Venture Capital Funds	1	6200000	0	0	6200000	3.073	6200000	0	6200000	3.073	0	3.073	0	0.000	NA	6200000	
	PI Opportunities Fund I		6200000	0	0	6200000	3.073	6200000	0	6200000	3.073	0	0.000	NA	NA		6200000	
(c)	Alternate Investment Funds	1	7737079	0	0	7737079	3.835	7737079	0	7737079	3.835	0	3.835	0	0.000	NA	7737079	
	Pioneer Investment Fund		7737079	0	0	7737079	3.835	7737079	0	7737079	3.835	0	0.000	NA	NA		7737079	
(d)	Foreign Venture Capital Investors	0	0	0	0	0	0.000	0	0	0	0.000	0	0.000	NA	NA		0	
(e)	Foreign Portfolio Investor	53	45513815	0	0	45513815	22.557	45513815	0	45513815	22.557	0	22.557	6479481	14.236	NA	45513815	
	Spectacular Investments Pte Ltd		19404207	0	0	19404207	9.617	19404207	0	19404207	9.617	0	9.617		0.000	NA	19404207	
	BTO FPI III Pte.Ltd.		11684716	0	0	11684716	5.791	11684716	0	11684716	5.791	0	5.791		0.000	NA	11684716	
	Apollo India Private Equity IV (Mauritius) Limited		6479481	0	0	6479481	3.211	6479481	0	6479481	3.211	0	3.211	6479481	100.000	NA	6479481	
	Timf Holdings		2208052	0	0	2208052	1.094	2208052	0	2208052	1.094	0	1.094		0.000	NA	2208052	
(f)	Financial Institutions / Banks	3	997	0	0	997	0.000	997	0	997	0.000	0	0.000	0	0.000	NA	997	
(g)	Insurance Companies	2	14266949	0	0	14266949	7.071	14266949	0	14266949	7.071	0	7.071	0	0.000	NA	14266949	
	Life Insurance Corporation of India		14266816	0	0	14266816	7.071	14266816	0	14266816	7.071	0	7.071		0.000	NA	14266816	
(h)	Provident Funds/ Pension Funds	0	0	0	0	0	0.000	0	0	0	0.000	0	0.000	0	0.000	NA	0	
(i)	Any Other (Specify)	0	0	0	0	0	0.000	0	0	0	0.000	0	0.000	0	0.000	NA	0	
	Sub Total (B)(1)	63	81298369	0	0	81298369	40.292	81298369	0	81298369	40.292	0	40.292	6479481	7.970	NA	81298369	
2	Central Government/ State Government(s)/ President of India	0	0	0	0	0	0.000	0	0	0	0.000	0	0.000	0	0.000	NA	0	
	Sub Total (B)(2)	0	0	0	0	0	0.000	0	0	0	0.000	0	0.000	0	0.000	NA	0	
3	Non-Institutions	0	0	0	0	0	0.000	0	0	0	0.000	0	0.000	0	0.000	NA	0	
(a)	Individuals	52358	14717480	0	0	14717480	7.294	14717480	0	14717480	7.294	0	7.294	0	0.000	NA	14404413	
	i. Individual shareholders holding nominal share capital up to Rs. 2 lakhs.	52350	8494447	0	0	8494447	4.210	8494447	0	8494447	4.210	0	4.210	0	0.000	NA	8181380	
	ii. Individual shareholders holding nominal share capital in excess of Rs. 2 lakhs.	8	6223033	0	0	6223033	3.084	6223033	0	6223033	3.084	0	3.084	0	0.000	NA	6223033	
	Lata Bhanshali		3363410	0	0	3363410	1.667	3363410	0	3363410	1.667	0	1.667		0.000	NA	3363410	
(b)	NBFCs registered with RBI	0	0	0	0	0	0.000	0	0	0	0.000	0	0.000	0	0.000	NA	0	
(c)	Employee Trusts	0	0	0	0	0	0.000	0	0	0	0.000	0	0.000	0	0.000	NA	0	
(d)	Overseas Depositories(holding DRs) (balancing figure)	0	0	0	0	0	0.000	0	0	0	0.000	0	0.000	0	0.000	NA	0	
(e)	Any Other (Specify)	1847	13031706	0	0	13031706	6.459	13031706	0	13031706	6.459	0	6.459	0	0.000	NA	13021441	
	Trusts	2	34	0	0	34	0.000	34	0	34	0.000	0	0.000	0	0.000	NA	34	
	Hindu Undivided Family	638	238980	0	0	238980	0.118	238980	0	238980	0.118	0	0.118	0	0.000	NA	238658	
	Non Resident Indians (Non Repat)	331	77758	0	0	77758	0.039	77758	0	77758	0.039	0	0.039	0	0.000	NA	77758	
	Non Resident Indians (Repat)	395	123248	0	0	123248	0.061	123248	0	123248	0.061	0	0.061	0	0.000	NA	122515	
	Clearing Member	162	531263	0	0	531263	0.263	531263	0	531263	0.263	0	0.263	0	0.000	NA	531263	
	Bodies Corporate	317	11973808	0	0	11973808	5.934	11973808	0	11973808	5.934	0	5.934	0	0.000	NA	11964598	
	Bennett, Coleman And Company Limited		7681538	0	0	7681538	3.807	7681538	0	7681538	3.807	0	3.807		0.000	NA	7681538	
	Directors and Directors' Relatives	2	86615	0	0	86615	0.043	86615	0	86615	0.043	0	0.043	0	0.000	NA	86615	
	Sub Total (B)(3)	54205	27749186	0	0	27749186	13.753	27749186	0	27749186	13.753	0	13.753		0.000	NA	27425854	
	Total Public Shareholding (B)= (B)(1)+(B)(2)+(B)(3)	54268	109047555	0	0	109047555	54.044	109047555	0	109047555	54.044	0	54.044	6479481	5.942	NA	108724223	

Details of the shareholders acting as persons in Concert including their Shareholding (No. and %):

Name of Public Shareholder	% holding
-	-

Details of Shares which remain unclaimed may be given hear along with details such as number of shareholders, outstanding shares held in demat/unclaimed suspense account, voting rights which are frozen etc.

No. of shareholders
186

Notes:

- PAN would not be displayed on website of Stock Exchange(s).
- The above format needs to be disclosed along with the name of following persons:Institutions/Non Institutions holding more than 1% of total number of shares
- W.r.t. the information pertaining to Depository Receipts, the same may be disclosed in the respective columns to the extent information available and the balance to be disclosed as held by custodian.



Future Lifestyle Fashions Limited
Table IV - Statement showing shareholding pattern of the Non Promoter- Non Public shareholder

	Category & Name of the shareholders	Nos. of shareholders	No. of fully paid up equity shares held	Partly paid-up equity shares held	No. of shares underlying Depository Receipts	Total nos. shares held	Shareholding % calculated as per SCRR, 1957 As a % of (A+B+C2)	Number of Voting Rights held in each class of securities				No. of Shares Underlying Outstanding convertible securities (including Warrants)	Shareholding , as a % assuming full conversion of convertible securities (as a percentage of diluted share capital)	Number of Locked in shares		Number of Shares pledged or otherwise encumbered		Number of equity shares held in dematerialised form
								No of Voting Rights			Total as a % of (A+B+C)			No. (a)	As a % of total Shares held(b)	No. (a)	As a % of total Shares held(b)	
								Class eg: X	Class eg: y	Total								
	(I)	(III)	(IV)	(V)	(VI)	(VII) = (IV)+(V)+(VI)	(VIII) As a % of (A+B+C2)	(IX)				(X)	(XI)= (VII)+(X) As a % of (A+B+C2)	(XII)		(XIII)		(XIV)
1	Custodian/DR Holder	0	0	0	0	0	0	0	0	0	0	0	0	0	0	0	0	0
2	Employee Benefit Trust (under SEBI (Share based Employee Benefit) Regulations, 2014)	1	363864	0	0	363864	0.1803	363864	0	363864	0.1803	0	363864	0	0	0	0	363864
	Total Non-Promoter- Non Public Shareholding (C)= (C)(1)+(C)(2)	1	363864	0	0	363864	0.1803	363864	0	363864	0.1803	0	363864	0	0	0	0	363864

Note :

- (1) PAN would not be displayed on website of Stock Exchange(s).
- (2) The above format needs to disclose name of all holders holding more than 1% of total number of shares
- (3) W.r.t. the information pertaining to Depository Receipts, the same may be disclosed in the respective columns to the extent information available and the balance to be disclosed as held by custodian.



Sr. No.	Details of the SBO				Details of the registered owner				Details of holding/ exercise of right of the SBO in the reporting company, whether direct or indirect*:					Date of creation / acquisition of significant beneficial interest
	Name	Passport No. in case of a foreign national	Nationality	Nationality (Applicable in case of Any other is selected)	Name	Passport No. in case of a foreign national	Nationality	Nationality (Applicable in case of Any other is selected)	Whether by virtue of:					
									Shares	Voting rights	Rights on distributable dividend or any other distribution	Exercise of control	Exercise of significant influence	
1	Kishore Biyani		Indian		Ryka Commercial Ventures Pvt. Ltd.		Indian		0			No	Yes	30/03/2017



Pre-Merger Shareholding Pattern

Shareholding Pattern under Regulation 31 of SEBI (Listing Obligations and Disclosure Requirements) Regulations, 2015

1.	Name of Listed Entity: Future Market Networks Limited	
2.	Scrip Code/Name of Scrip/Class of Security: 533296	
3.	Share Holding Pattern Filed under: Reg. 31(1)(a)/Reg. 31(1)(b)/Reg.31(1)(c)	
	a.	If under 31(1)(b) then indicate the report for 29.08.2020
	b.	If under 31(1)(c) then indicate date of allotment/extinguishment
4.	Declaration: The Listed entity is required to submit the following declaration to the extent of submission of information:-	

	Particulars	Yes*	No*
1	Whether the Listed Entity has issued any partly paid up shares?		No
2	Whether the Listed Entity has issued any Convertible Securities or Warrants?		No
3	Whether the Listed Entity has any shares against which depository receipts are issued?		No
4	Whether the Listed Entity has any shares in locked-in?		No
5	Whether any shares held by promoters are pledge or otherwise encumbered?	Yes	

NOTE: Post merger shareholding pattern is not applicable as the company will be merged with Future Enterprises Limited

* If the Listed Entity selects the option 'No' for the questions above, the columns for the partly paid up shares, Outstanding Convertible Securities/Warrants, depository receipts, locked-in shares, No of shares pledged or otherwise encumbered by promoters, as applicable, shall not be displayed at the time of dissemination on the Stock Exchange website. Also wherever there is 'No' declared by Listed Entity in above table the values will be considered as 'Zero' by default on submission of the format of holding of specified securities.

Note - The shareholding pattern is based on the BENPOS of the company as on August 28, 2020. The same is subject to change on account of invocation of pledges by the lenders between August 28, 2020 and the Record Date.




Future Market Networks Limited																		
Table I - Summary Statement holding of specified securities																		
Category	Category of shareholder	Nos. of shareholders	No. of fully paid up equity shares held	No. of Partly paid-up equity shares held	No. of shares underlying Depository Receipts	Total nos. shares held	Shareholding as a % of total no. of shares (calculated as per SCRR, 1957)	Number of Voting Rights held in each class of securities				No. of Shares Underlying Outstanding convertible securities (including Warrants)	Shareholding, as a % assuming full conversion of convertible securities (as a percentage of diluted share capital)	Number of Locked in shares		Number of Shares pledged or otherwise encumbered		Number of equity shares held in dematerialised form
								No of Voting Rights			Total as a % of (A+B+C)			No. (a)	As a % of total Shares held(b)	No. (a)	As a % of total Shares held(b)	
								Class eg: X	Class eg: y	Total								
(I)	(II)	(III)	(IV)	(V)	(VI)	(VII) = (IV)+(V)+(VI)	(VIII) As a % of (A+B+C2)	(IX)				(X)	(XI)= (VII)+(X) As a % of (A+B+C2)	(XII)		(XIII)		(XIV)
(A)	Promoter & Promoter Group	11	41183410	0	0.00	41183410	71.57	41183410	0	41183410	71.57	0	71.57	0	0	40350000	97.98	41183410
(B)	Public	16751	16360971	0	0.00	16360971	28.43	16360971	0	16360971	28.43	0	28.43	0	0	NA	NA	16320138
(C)	Non Promoter - Non Public																	
(C1)	Shares Underlying DRs	0	0	0	0.00	0	0.00	0	0	0	0.00	0	0.00	0	0	NA	NA	0
(C2)	Shares Held By Employee Trust	0	0	0	0.00	0	0.00	0	0	0	0.00	0	0.00	0	0	NA	NA	0
	Total	16762	57544381	0	0.00	57544381	100.00	57544381	0	57544381	100.00	0	100.00	0	0	40350000	70.12	57503548

Handwritten signature and circular stamp of Future Market Networks Limited, Mumbai.

Future Market Networks Limited

Table II - Statement showing shareholding pattern of the Promoter and Promoter Group

	Category & Name of the shareholders	Nos. of shareholders	No. of fully paid up equity shares held	Partly paid-up equity shares held	No. of shares underlying Depository Receipts	Total nos. shares held	Shareholding % calculated as per SCRR, 1957 As a % of (A+B+C2)	Number of Voting Rights held in each class of securities				No. of Shares Underlying Outstanding convertible securities (including Warrants)	Shareholding, as a % assuming full conversion of convertible securities (as a percentage of diluted share capital)	Number of Locked in shares		Number of Shares pledged or otherwise encumbered		Number of equity shares held in dematerialised form
								No of Voting Rights			Total as a % of (A+B+C)			No. (a)	As a % of total Shares held(b)	No. (a)	As a % of total Shares held(b)	
								Class eg: X	Class eg: y	Total								
	(I)	(III)	(IV)	(V)	(VI)	(VII) = (IV)+(V)+(VI)	(VIII) As a % of (A+B+C2)	(IX)				(X)	(XI)= (VII)+(X) As a % of (A+B+C2)	(XII)		(XIII)		(XIV)
1	Indian																	
(a)	Individuals / Hindu Undivided Family	9	541	0	0	541	0.00	541	0	541	0.00	0	0.00	0	0	0	0	541
	Ashni Kishore Biyani	1	141	0	0	141	0.00	141	0	141	0.00	0	0.00	0	0	0	0.00	141
	Anil Biyani	1	50	0	0	50	0.00	50	0	50	0.00	0	0.00	0	0	0	0.00	50
	Gopikishan Biyani	1	50	0	0	50	0.00	50	0	50	0.00	0	0.00	0	0	0	0.00	50
	Kishore Biyani	1	50	0	0	50	0.00	50	0	50	0.00	0	0.00	0	0	0	0.00	50
	Laxminarayan Bansilal Biyani	1	50	0	0	50	0.00	50	0	50	0.00	0	0.00	0	0	0	0.00	50
	Rakesh Biyani	1	50	0	0	50	0.00	50	0	50	0.00	0	0.00	0	0	0	0.00	50
	Sunil Biyani	1	50	0	0	50	0.00	50	0	50	0.00	0	0.00	0	0	0	0.00	50
	Vijay Biyani	1	50	0	0	50	0.00	50	0	50	0.00	0	0.00	0	0	0	0.00	50
	Vivek Biyani	1	50	0	0	50	0.00	50	0	50	0.00	0	0.00	0	0	0	0.00	50
(b)	Central Government / State Government(s)	0	0	0	0	0	0.00	0	0	0	0.00	0	0.00	0	0	0	0.00	0
(c)	Financial Institutions / Banks	0	0	0	0	0	0.00	0	0	0	0.00	0	0.00	0	0	0	0.00	0
(d)	Any Other (Specify)	2	41182869	0	0	41182869	71.57	41182869	0	41182869	71.57	0	71.57	0	0	40350000	97.98	41182869
	Bodies Corporate	2	41182869	0	0	41182869	71.57	41182869	0	41182869	71.57	0	71.57	0	0	40350000	97.98	41182869
	Future Corporate Resources Private Limited	1	41129343	0	0	41129343	71.47	41129343	0	41129343	71.47	0	71.47	0	0	40350000	98.11	40555335
	Surplus Finvest Private Limited	1	53526	0	0	53526	0.10	53526	0	53526	0.10	0	0.10	0	0	0	0.00	53526
	Sub Total (A)(1)	11	41183410	0	0	41183410	71.57	41183410	0	41183410	71.57	0	71.57	0	0	40350000	97.98	41183410
2	Foreign																	
(a)	Individuals (Non-Resident Individuals / Foreign Individuals)	0	0	0	0	0	0.00	0	0	0	0.00	0	0.00	0	0	0	0.00	0
(b)	Government	0	0	0	0	0	0.00	0	0	0	0.00	0	0.00	0	0	0	0.00	0
(c)	Institutions	0	0	0	0	0	0.00	0	0	0	0.00	0	0.00	0	0	0	0.00	0
(d)	Foreign Portfolio Investor	0	0	0	0	0	0.00	0	0	0	0.00	0	0.00	0	0	0	0.00	0
(e)	Any Other (Specify)	0	0	0	0	0	0.00	0	0	0	0.00	0	0.00	0	0	0	0.00	0
	Sub Total (A)(2)	0	0	0	0	0	0.00	0	0	0	0.00	0	0.00	0	0	0	0.00	0
	Total Shareholding Of Promoter And Promoter Group (A)= (A)(1)+(A)(2)	11	41183410	0	0	41183410	71.57	41183410	0	41183410	71.57	0	71.57	0	0	40350000	97.98	41183410

Details of Shares which remain unclaimed may be given hear along with details such as number of shareholders, outstanding shares held in demat/unclaimed suspense account, voting rights which are frozen etc.

Note :

(1) PAN would not be displayed on website of Stock Exchange(s)

(2) The term 'Encumbrance' has the same meaning as assigned under regulation 28(3) of SEBI (Substantial Acquisition of Shares and Takeovers) Regulations, 2011.



Future Market Networks Limited**Table III - Statement showing shareholding pattern of the Public shareholder**

	Category & Name of the shareholders	Nos. of shareholders	No. of fully paid up equity shares held	Partly paid-up equity shares held	No. of shares underlying Depository Receipts	Total nos. shares held	Shareholding % calculated as per SCRR, 1957 As a % of (A+B+C2)	Number of Voting Rights held in each class of securities				No. of Shares Underlying Outstanding convertible securities (including Warrants)	Shareholding, as a % assuming full conversion of convertible securities (as a percentage of diluted share capital)	Number of Locked in shares		Number of Shares pledged or otherwise encumbered		Number of equity shares held in dematerialised form
								No of Voting Rights			Total as a % of (A+B+C)			No. (a)	As a % of total Shares held(b)	No. (a)	As a % of total Shares held(b)	
								Class eg: X	Class eg: Y	Total								
	(I)	(III)	(IV)	(V)	(VI)	(VII) = (IV)+(V)+(VI)	(VIII) As a % of (A+B+C2)	(IX)				(X)	(XI)= (VII)+(X) As a % of (A+B+C2)	(XII)		(XIII)		(XIV)
1	Institutions																	
(a)	Mutual Fund	1	27	0	0	27	0.00	27	0	27	0.00	0	0.00	0	0	NA	NA	27
(b)	Venture Capital Funds	0	0	0	0	0	0.00	0	0	0	0.00	0	0.00	0	0	NA	NA	0
(c)	Alternate Investment Funds	0	0	0	0	0	0.00	0	0	0	0.00	0	0.00	0	0	NA	NA	0
(d)	Foreign Venture Capital Investors	0	0	0	0	0	0.00	0	0	0	0.00	0	0.00	0	0	NA	NA	0
(e)	Foreign Portfolio Investor	1	50000	0	0	50000	0.09	50000	0	50000	0.09	0	0.09	0	0	NA	NA	50000
(f)	Financial Institutions / Banks	2	164	0	0	164	0.00	164	0	164	0.00	0	0.00	0	0	NA	NA	164
(g)	Insurance Companies	2	187996	0	0	187996	0.33	187996	0	187996	0.33	0	0.33	0	0	NA	NA	187996
(h)	Provident Funds/ Pension Funds	0	0	0	0	0	0.00	0	0	0	0.00	0	0.00	0	0	NA	NA	0
(i)	Any Other (Specify)	0	0	0	0	0	0.00	0	0	0	0.00	0	0.00	0	0	NA	NA	0
	Sub Total (B)(1)	6	238187	0	0	238187	0.41	238187	0	238187	0.41	0	0.41	0	0	NA	NA	238187
2	Central Government/ State Government(s)/ President of India																	
	Sub Total (B)(2)	0	0	0	0	0	0.00	0	0	0	0.00	0	0.00	0	0	NA	NA	0
3	Non-Institutions																	
(a)	Individuals		0	0										0		NA	NA	
	i. Individual shareholders holding nominal share capital up to Rs. 2 lakhs.	15938	3838484	0	0	3838484	6.67	3838484	0	3838484	6.67	0	6.67	0	0	NA	NA	3797794
	ii. Individual shareholders holding nominal share capital in excess of Rs. 2 lakhs.	29	4957249	0	0	4957249	8.61	4957249	0	4957249	8.61	0	8.61	0	0	NA	NA	4957249
	Kapil N Gupta		1970000	0	0	1970000	3.42	1970000	0	1970000	3.42	0	3.42	0	0	NA	NA	1970000
	Shilpa Malik		626530	0	0	626530	1.09	626530	0	626530	1.09	0	1.09	0	0	NA	NA	626530
(b)	NBFCs registered with RBI	0	0	0	0	0	0.00	0	0	0	0.00	0	0.00	0	0	NA	NA	0
	Trust Employee	0	0	0	0	0	0.00	0	0	0	0.00	0	0.00	0	0	NA	NA	0
(d)	Overseas Depositories(holding DRs) (balancing figure)	0	0	0	0	0	0.00	0	0	0	0.00	0	0.00	0	0	NA	NA	0
(e)	Any Other (Specify)	778	7327051	0	0	7327051	12.73	7327051	0	7327051	12.73	0	12.73	0	0	NA	NA	7326908
	Hindu Undivided Family	293	167959	0	0	167959	0.29	167959	0	167959	0.29	0	0.29	0	0	NA	NA	167959
	Non Resident Indians (Non Repat)	95	21291	0	0	21291	0.04	21291	0	21291	0.04	0	0.04	0	0	NA	NA	21291
	Other Directors / Relatives	1	41025	0	0	41025	0.07	41025	0	41025	0.07	0	0.07	0	0	NA	NA	41025
	Non Resident Indians (Repat)	116	45977	0	0	45977	0.08	45977	0	45977	0.08	0	0.08	0	0	NA	NA	45977
	Clearing Member	70	163773	0	0	163773	0.28	163773	0	163773	0.28	0	0.28	0	0	NA	NA	163773
	Bodies Corporate	203	6887026	0	0	6887026	11.97	6887026	0	6887026	11.97	0	11.97	0	0	NA	NA	6886883
	Ishbhoomi Fabtraders Pvt Ltd	1	4096745	0	0	4096745	7.12	4096745	0	4096745	7.12	0	7.12	0	0	NA	NA	4096745
	Genil Commotrade Pvt Ltd	1	1097250	0	0	1097250	1.91	1097250	0	1097250	1.91	0	1.91	0	0	NA	NA	1097250
	Sub Total (B)(3)	16745	16122784	0	0	16122784	28.02	16122784	0	16122784	28.02	0	28.02	0	0	NA	NA	16081951
	Total Public Shareholding (B)= (B)(1)+(B)(2)+(B)(3)	16751	16360971	0	0	16360971	28.43	16360971	0	16360971	28.43	0	28.43	0	0	NA	NA	16320138

Details of the shareholders acting as persons in Concert including their Shareholding (No. and %):

No. of shareholders
1

Details of Shares which remain unclaimed may be given hear along with details such as number of shareholders, outstanding shares held in demat/unclaimed suspense account, voting rights which are froz

Note :

(1) PAN would not be displayed on website of Stock Exchange(s).

(2) The above format needs to disclose name of all holders holding more than 1% of total number of shares

(3) W.r.t. the information pertaining to Depository Receipts, the same may be disclosed in the respective columns to the extent information available and the balance to be disclosed as held by custodian.



Future Market Networks Limited																		
Table IV - Statement showing shareholding pattern of the Non Promoter- Non Public shareholder																		
	Category & Name of the shareholders	Nos. of shareholders	No. of fully paid up equity shares held	Partly paid-up equity shares held	No. of shares underlying Depository Receipts	Total nos. shares held	Shareholding % calculated as per SCRR, 1957 As a % of (A+B+C2)	Number of Voting Rights held in each class of securities				No. of Shares Underlying Outstanding convertible securities (including Warrants)	Shareholding, as a % assuming full conversion of convertible securities (as a percentage of diluted share capital)	Number of Locked in shares		Number of Shares pledged or otherwise encumbered		Number of equity shares held in dematerialised form
								No of Voting Rights			Total as a % of (A+B+C)			No. (a)	As a % of total Shares held(b)	No. (a)	As a % of total Shares held(b)	
								Class eg: X	Class eg: y	Total								
	(I)	(III)	(IV)	(V)	(VI)	(VII) = (IV)+(V)+(VI)	(VIII) As a % of (A+B+C2)	(IX)				(X)	(XI)= (VII)+(X) As a % of (A+B+C2)	(XII)		(XIII)		(XIV)
1	Custodian/DR Holder	0	0	0	0	0	0.00	0	0	0	0	0	0.00	0	0.00	NA	NA	0
2	Employee Benefit Trust (under SEBI (Share based Employee Benefit) Regulations, 2014)	0	0	0	0	0	0.00	0	0	0	0	0	0.00	0	0.00	NA	NA	0
	Total Non-Promoter- Non Public Shareholding (C)= (C(1)+(C(2)	0	0	0	0	0	0.00	0	0	0	0	0	0.00	0	0.00	NA	NA	0

Note :

(1) PAN would not be displayed on website of Stock Exchange(s).

(2) The above format needs to disclose name of all holders holding more than 1% of total number of shares

(3) W.r.t. the information pertaining to Depository Receipts, the same may be disclosed in the respective columns to the extent information available and the balance to be disclosed as held by custodian.



Table V - Significant Beneficial Owner

Sr. No.	Details of the SBO				Details of the registered owner				Details of holding/exercise of right of the SBO in the reporting company, whether direct or indirect*:					Date of creation/acqisition of significant beneficial interest
	Name	Passport No. in case of a foreign national	Nationality	Nationality (Applicable in case of Any other is selected)	Name	Passport No. in case of a foreign national	Nationality	Nationality (Applicable in case of Any other is selected)	Whether by virtue of:					
									shares	Voting rights	Rights on distributable dividend or any other distribution	Exercise of control	Exercise of significant influence	
1	Kishore Biyani	NA	India	NA	Future Corporate Resources Private Limited	NA	India	NA	0	0	0	No	Yes	31/03/2017



Pre-Merger Shareholding Pattern

Shareholding Pattern under Regulation 31 of SEBI (Listing Obligations and Disclosure Requirements)		
1	Name of Listed Entity: Future Retail Limited	
2	Scrip Code/Name of Scrip/Class of Security: 540064 / FRETAIL / Equity Shares	
3	Share Holding Pattern Filed under: Reg. 31(1)(a)/Reg. 31(1)(b)/Reg.31(1)(c)	31(1)(b)
a.	If under 31(1)(b) then indicate the report for	NA
b.	If under 31(1)(c) then indicate date of allotment/extinguishment	29-Aug-20
4	Declaration: The Listed entity is required to submit the following declaration to the extent of submission of information:-	

Sl. No.	Particulars	Yes*	No*
1	Whether the Listed Entity has issued any partly paid up shares?	-	No
2	Whether the Listed Entity has issued any Convertible Securities or Warrants?	-	No
3	Whether the Listed Entity has any shares against which depository receipts are issued?	-	No
4	Whether the Listed Entity has any shares in locked-in?	Yes	-
5	Whether any shares held by promoters are pledge or otherwise encumbered?	Yes	-

NOTE: Post merger shareholding pattern is not applicable as the company will be merged with Future Enterprises Limited

*** If the Listed Entity selects the option 'No' for the questions above, the columns for the partly paid up shares, Outstanding Convertible Securities/Warrants, depository receipts, locked-in shares, No of shares pledged or otherwise encumbered by promoters, as applicable, shall not be displayed at the time of dissemination on the Stock Exchange website. Also wherever there is 'No' declared by Listed Entity in above table the values will be considered as 'Zero' by default on submission of the format of holding of specified securities.**

Note - The shareholding pattern is based on the BENPOS of the company as on August 28, 2020. The same is subject to change on account of invocation of pledges by the lenders between August 28, 2020 and the Record Date.

FOR FUTURE RETAIL LIMITED

Virendra Samani


VIRENDRA SAMANI
COMPANY SECRETARY



Future Retail Limited
Table I - Summary Statement holding of specified securities

Category	Category of shareholder	Number of shareholders	No. of fully paid up equity shares held	No. of Partly paid-up equity shares held	No. of shares underlying Depository Receipts	Total nos. shares held	Shareholding as a % of total no. of shares (calculated as per SCRR, 1957)	Number of Voting Rights held in each class of securities				No. of Shares Underlying Outstanding convertible securities (including Warrants)	Shareholding, as a % assuming full conversion of convertible securities (as a percentage of diluted share capital)	Number of Locked in shares		Number of Shares pledged or otherwise encumbered		Number of equity shares held in dematerialised form
								No of Voting Rights			Total as a % of (A+B+C)			No. (a)	As a % of total Shares held(b)	No. (a)	As a % of total Shares held(b)	
								Class eg: X	Class eg: y	Total								
(I)	(II)	(III)	(IV)	(V)	(VI)	(VII) = (IV)+(V)+ (VI)	(VIII)As a % of (A+B+C2)	(IX)				(X)	(XI)= (VII)+(X) As a % of (A+B+C2)	(XII)		(XIII)		(XIV)
(A)	Promoter & Promoter Group	12	214093716	0	0	214093716	39.49	214093716	0	214093716	39.49	0	39.49	53270247	24.88	157303061	73.47	214093716
(B)	Public	229981	328108683	0	0	328108683	60.51	328108683	0	328108683	60.51	0	60.51	0	0.00	NA	NA	327136141
(C)	Non Promoter - Non Public																	
(C1)	Shares Underlying DRs	0	0	0	0	0	0.00	0	0	0	0.00	0	0.00	0	0.00	NA	NA	0
(C2)	Shares Held By Employee Trust	0	0	0	0	0	0.00	0	0	0	0.00	0	0.00	0	0.00	NA	NA	0
Total		229993	542202399	0	0	542202399	100.00	542202399	0	542202399	100.00	0	100.00	53270247	9.82	157303061	29.01	541229857

FOR FUTURE RETAIL LIMITED



 VIRENDRA SAMANI
COMPANY SECRETARY


Future Retail Limited

Table II - Statement showing shareholding pattern of the Promoter and Promoter Group

	Category & Name of the shareholders	Nos. of shareholders	No. of fully paid up equity shares held	Partly paid-up equity shares held	No. of shares underlying Depository Receipts	Total nos. shares held	Shareholding % calculated as per SCRR, 1957 As a % of (A+B+C2)	Number of Voting Rights held in each class of securities				No. of Shares Underlying Outstanding convertible securities (including Warrants) (@)	Shareholding, as a % assuming full conversion of convertible securities (as a percentage of diluted share capital)	Number of Locked in shares		Number of Shares pledged or otherwise encumbered [#]		Number of equity shares held in dematerialised form
								No of Voting Rights			Total as a % of (A+B+C)			No. (a)	As a % of total Shares held(b)	No. (a)	As a % of total Shares held(b)	
								Class eg: X	Class eg: y	Total								
	(I)	(III)	(IV)	(V)	(VI)	(VII) = (IV)+(V)+ (VI)	(VIII) As a % of (A+B+C2)	(IX)				(X)	(XI)= (VII)+(X) As a % of (A+B+C2)	(XII)		(XIII)		(XIV)
1	Indian																	
(a)	Individuals / Hindu Undivided Family	9	88115	0	0	88115	0.02	88115	0	88115	0.02	0	0.02	0	0.00	0	0.00	88115
	Ashni Kishore Biyani	1	71147	0	0	71147	0.01	71147	0	71147	0.01	0	0.01	0	0.00	0	0.00	71147
	Anil Biyani	1	2121	0	0	2121	0.00	2121	0	2121	0.00	0	0.00	0	0.00	0	0.00	2121
	Gopikishan Biyani	1	2121	0	0	2121	0.00	2121	0	2121	0.00	0	0.00	0	0.00	0	0.00	2121
	Kishore Biyani	1	2121	0	0	2121	0.00	2121	0	2121	0.00	0	0.00	0	0.00	0	0.00	2121
	Laxminarayan Biyani	1	2121	0	0	2121	0.00	2121	0	2121	0.00	0	0.00	0	0.00	0	0.00	2121
	Rakesh Biyani	1	2121	0	0	2121	0.00	2121	0	2121	0.00	0	0.00	0	0.00	0	0.00	2121
	Sunil Biyani	1	2121	0	0	2121	0.00	2121	0	2121	0.00	0	0.00	0	0.00	0	0.00	2121
	Vijay Biyani	1	2121	0	0	2121	0.00	2121	0	2121	0.00	0	0.00	0	0.00	0	0.00	2121
	Vivek Biyani	1	2121	0	0	2121	0.00	2121	0	2121	0.00	0	0.00	0	0.00	0	0.00	2121
(b)	Central Government / State Government(s)	0	0	0	0	0	0.00	0	0	0	0.00	0	0.00	0	0.00	0	0.00	0
(c)	Financial Institutions / Banks	0	0	0	0	0	0.00	0	0	0	0.00	0	0.00	0	0.00	0	0.00	0
(d)	Any Other (Specify)																	
	Bodies Corporate	3	214005601	0	0	214005601	39.47	214005601	0.00	214005601	39.47	0	39.47	53270247	100.00	157303061	97.87	214005601
	Future Corporate Resources Private Limited	1	160734354	0	0	160734354	29.64	160734354	0	160734354	29.64	0	29.64	0	0.00	157303061	97.87	160734354
	Future Coupons Private Limited (f/k/a Future Coupons Limited)	1	53270247	0	0	53270247	9.82	53270247	0	53270247	9.82	0	9.82	53270247	100.00	0	0.00	53270247
	Ryka Commercial Ventures Private Limited		0	0	0	0	0.00	0	0	0	0.00	0	0.00	0	0.00	0	0.00	0
	Future Capital Investment Private Limited		0	0	0	0	0.00	0	0	0	0.00	0	0.00	0	0.00	0	0.00	0
	Akar Estate And Finance Private Limited	1	1000	0	0	1000	0.00	1000	0	1000	0.00	0	0.00	0	0.00	0	0.00	1000
	Trust	0	0	0	0	0	0.00	0	0	0	0.00	0	0.00	0	0.00	0	0.00	0
	Retail Trust (^)		0	0	0	0	0.00	0	0	0	0.00	0	0.00	0	0.00	0	0.00	0
	Lifestyle Trust (^)		0	0	0	0	0.00	0	0	0	0.00	0	0.00	0	0.00	0	0.00	0
	Consumer Goods Trust (^)		0	0	0	0	0.00	0	0	0	0.00	0	0.00	0	0.00	0	0.00	0
	Sub Total (A)(1)	12	214093716	0	0	214093716	39.49	214093716	0	214093716	39.49	0	39.49	53270247	24.88	157303061	73.47	214093716
2	Foreign																	
(a)	Individuals (Non-Resident Individuals / Foreign Individuals)	0	0	0	0	0	0.00	0	0	0	0.00	0	0.00	0	0.00	0	0.00	0
(b)	Government	0	0	0	0	0	0.00	0	0	0	0.00	0	0.00	0	0.00	0	0.00	0
(c)	Institutions	0	0	0	0	0	0.00	0	0	0	0.00	0	0.00	0	0.00	0	0.00	0
(d)	Foreign Portfolio Investor	0	0	0	0	0	0.00	0	0	0	0.00	0	0.00	0	0.00	0	0.00	0
(e)	Any Other (Specify)	0	0	0	0	0	0.00	0	0	0	0.00	0	0.00	0	0.00	0	0.00	0
	Sub Total (A)(2)	0	0	0	0	0	0.00	0	0	0	0.00	0	0.00	0	0.00	0	0.00	0
	Total Shareholding Of Promoter And Promoter Group (A)= (A)(1)+(A)(2)	12	214093716	0	0	214093716	39.49	214093716	0	214093716	39.49	0	39.49	53270247	24.88	157303061	73.47	214093716

(#)The details of encumbrances is shown as per disclosure made by Future Corporate Resources Private Limited pursuant to the SEBI (Substantial Acquisition of Shares and Takeovers) Regulations, 2011 in terms of revised definition of "Encumbrance".

(^*) As per disclosures under the SEBI (Substantial Acquisition of Shares and Takeovers) Regulations, 2011, furnished by the Promoters / PACs.

Note:

(1) PAN would not be displayed on website of Stock Exchange(s)

(2) The term 'Encumbrance' has the same meaning as assigned under regulation 28(3) of SEBI (Substantial Acquisition of Shares and Takeovers) Regulations, 2011.



Future Retail Limited

Table III - Statement showing shareholding pattern of the Public shareholder

Sl.No.	Category & Name of the shareholders	Nos. of shareholders	No. of fully paid up equity shares held	Partly paid-up equity shares held	No. of shares underlying Depository Receipts	Total nos. shares held	Shareholding % calculated as per SCRR, 1957 As a % of (A+B+C2)	Number of Voting Rights held in each class of securities			No. of Shares Underlying Outstanding convertible securities (including Warrants)	Shareholding, as a % assuming full conversion of convertible securities (as a percentage of diluted share capital)	Number of Locked in shares		Number of Shares pledged or otherwise encumbered		Number of equity shares held in dematerialised form	
								No of Voting Rights					Total as a % of (A+B+C)	No. (a)	As a % of total Shares held(b)	No. (a)		As a % of total Shares held(b)
								Class eg: X	Class eg: Y	Total								
	(I)	(III)	(IV)	(V)	(VI)	(VII) = (IV)+(V)+(VI)	(VIII) As a % of (A+B+C2)	(IX)			(X)	(XI)= (VII)+(X) As a % of (A+B+C2)	(XII)		(XIII)		(XIV)	
1	Institutions																	
(a)	Mutual Fund	14	11391561	0	0	11391561	2.10	11391561	0	11391561	2.10	0	2.10	0	0.00	NA	11391561	
	IDFC Sterling Equity Fund		8025961	0	0	8025961	1.48	8025961	0	8025961	1.48	0	1.48	0	0.00	NA	8025961	
(b)	Venture Capital Funds	1	23157143	0	0	23157143	4.27	23157143	0	23157143	4.27	0	4.27	0	0.00	NA	23157143	
	PI Opportunities Fund I		23157143	0	0	23157143	4.27	23157143	0	23157143	4.27	0	4.27	0	0.00	NA	23157143	
(c)	Alternate Investment Funds	5	11417729	0	0	11417729	2.11	11417729	0	11417729	2.11	0	2.11	0	0.00	NA	11417729	
	Pioneer Investment Fund		7142857	0	0	7142857	1.32	7142857	0	7142857	1.32	0	1.32	0	0.00	NA	7142857	
(d)	Foreign Venture Capital Investors	0	0	0	0	0	0.00	0	0	0	0.00	0	0.00	0	0.00	NA	0	
(e)	Foreign Portfolio Investor	102	51228346	0	0	51228346	9.45	51228346	0	51228346	9.45	0	9.45	0	0.00	NA	51228346	
	Government Pension Fund Global		11857675	0	0	11857675	2.19	11857675	0	11857675	2.19	0	2.19	0	0.00	NA	11857675	
	WGI Emerging Markets Smaller Companies Fund, LLC		6825932	0	0	6825932	1.26	6825932	0	6825932	1.26	0	1.26	0	0.00	NA	6825932	
(f)	Financial Institutions / Banks	6	2565449	0	0	2565449	0.47	2565449	0	2565449	0.47	0	0.47	0	0.00	NA	2565449	
(g)	Insurance Companies	15	208014	0	0	208014	0.04	208014	0	208014	0.04	0	0.04	0	0.00	NA	208014	
(h)	Provident Funds/ Pension Funds	0	0	0	0	0	0.00	0	0	0	0.00	0	0.00	0	0.00	NA	0	
(i)	Any Other (Specify)	0	0	0	0	0	0.00	0	0	0	0.00	0	0.00	0	0.00	NA	0	
	Sub Total (B)(1)	143	99968242	0	0	99968242	18.44	99968242	0	99968242	18.44	0	18.44	0	0.00	NA	99968242	
2	Central Government/ State Government(s)/ President of India						0.00			0	0.00		0.00		0.00			
	Sub Total (B)(2)	0	0	0	0	0	0.00	0	0	0	0.00	0	0.00	0	0.00	NA	0	
3	Non-Institutions	0	0	0	0	0	0.00	0	0	0	0.00	0	0.00	0	0.00	NA	0	
(a)	Individuals	224018	75079834	0	0	75079834	13.85	75079834	0	75079834	13.85	0	13.85	0	0.00	NA	74111902	
	i. Individual shareholders holding nominal share capital up to Rs. 2 lakhs.	223995	70812347	0	0	70812347	13.06	70812347	0	70812347	13.06	0	13.06	0	0.00	NA	69844415	
	ii. Individual shareholders holding nominal share capital in excess of Rs. 2 lakhs.	23	4267487	0	0	4267487	0.79	4267487	0	4267487	0.79	0	0.79	0	0.00	NA	4267487	
(b)	NBFCs registered with RBI	3	33301	0	0	33301	0.01	33301	0	33301	0.01	0	0.01	0	0.00	NA	33301	
(c)	Employee Trusts	0	0	0	0	0	0.00	0	0	0	0.00	0	0.00	0	0.00	NA	0	
(d)	Overseas Depositories(holding DRs) (balancing figure)	0	0	0	0	0	0.00	0	0	0	0.00	0	0.00	0	0.00	NA	0	
(e)	Any Other (Specify)	5817	153027306	0	0	153027306	28.22	153027306	0	153027306	28.22	0	28.22	0	0.00	NA	153022696	
	Trusts	4	949	0	0	949	0.00	949	0	949	0.00	0	0.00	0	0.00	NA	949	
	Foreign Nationals	1	100	0	0	100	0.00	100	0	100	0.00	0	0.00	0	0.00	NA	100	
	Hindu Undivided Family	1715	1354945	0	0	1354945	0.25	1354945	0	1354945	0.25	0	0.25	0	0.00	NA	1354935	
	Non Resident Indians (Non Repat)	808	860163	0	0	860163	0.16	860163	0	860163	0.16	0	0.16	0	0.00	NA	860163	
	Non Resident Indians (Repat)	1723	1725334	0	0	1725334	0.32	1725334	0	1725334	0.32	0	0.32	0	0.00	NA	1723134	
	Foreign Portfolio Investor (Individual)	1	1600	0	0	1600	0.00	1600	0	1600	0.00	0	0.00	0	0.00	NA	1600	
	Clearing Member	720	15411254	0	0	15411254	2.84	15411254	0	15411254	2.84	0	2.84	0	0.00	NA	15411254	
	Directors & Relatives	1	25000	0	0	25000	0.00	25000	0	25000	0.00	0	0.00	0	0.00	NA	25000	
	Bodies Corporate	844	133647961	0	0	133647961	24.65	133647961	0	133647961	24.65	0	24.65	0	0.00	NA	133645561	
	IDBI Trusteeship Services Limited		40415644	0	0	40415644	7.45	40415644	0	40415644	7.45	0	7.45	0	0.00	NA	40415644	
	Bennett, Coleman And Company Limited		30503593	0	0	30503593	5.63	30503593	0	30503593	5.63	0	5.63	0	0.00	NA	30503593	
	Heritage Foods Limited		17847420	0	0	17847420	3.29	17847420	0	17847420	3.29	0	3.29	0	0.00	NA	17847420	
	Brand Equity Treaties Limited		13461538	0	0	13461538	2.48	13461538	0	13461538	2.48	0	2.48	0	0.00	NA	13461538	
	Bharti Enterprises (Holding) Private Limited		10337060	0	0	10337060	1.91	10337060	0	10337060	1.91	0	1.91	0	0.00	NA	10337060	
	Tata Capital Financial Services Limited		5583391	0	0	5583391	1.03	5583391	0	5583391	1.03	0	1.03	0	0.00	NA	5583391	
	Sub Total (B)(3)	229838	228140441	0	0	228140441	42.08	228140441	0	228140441	42.08	0	42.08	0	0.00	NA	227167899	
	Total Public Shareholding (B)= (B)(1)+(B)(2)+(B)(3)	229981	328108683	0	0	328108683	60.51	328108683	0	328108683	60.51	0	60.51	0	0.00	NA	327136141	

Details of the shareholders acting as persons in Concert including their Shareholding (No. and %):

Sl. No.	Name of Public Shareholder	% holding
1	Bennett, Coleman & Company Limited acting with the following PAC's: Brand Equity Treaties Limited Vardhaman Publishers Limited Dharmayug Investments Limited	#REF!
2	PI Opportunities Fund I acting with Pioneer Investment Fund (PAC)	#REF!

Details of Shares which remain unclaimed may be given here along with details such as number of shareholders, outstanding shares held in demat/unclaimed suspense account, voting rights which are frozen etc.

No. of shareholders
184

Note:

(1) PAN would not be displayed on website of Stock Exchange(s).

(2) The above format needs to be disclosed along with the name of following persons: Institutions/Non Institutions holding more than 1% of total number of shares

(3) W.r.t. the information pertaining to Depository Receipts, the same may be disclosed in the respective columns to the extent information available and the balance to be disclosed as held by custodian.



Future Retail Limited
Table IV - Statement showing shareholding pattern of the Non Promoter- Non Public shareholder

	Category & Name of the shareholders	Nos. of shareholders	No. of fully paid up equity shares held	Partly paid-up equity shares held	No. of shares underlying Depository Receipts	Total nos. shares held	Shareholding % calculated as per SCRR, 1957 As a % of (A+B+C2)	Number of Voting Rights held in each class of securities				No. of Shares Underlying Outstanding convertible securities	Shareholding , as a % assuming full conversion of convertible securities (as a percentage of diluted share capital)	Number of Locked in shares		Number of Shares pledged or otherwise encumbered		Number of equity shares held in dematerialised form
								No of Voting Rights			Total as a % of (A+B+C)			No. (a)	As a % of total Shares held(b)	No. (a)	As a % of total Shares held(b)	
								Class eg: X	Class eg: y	Total								
	(I)	(III)	(IV)	(V)	(VI)	(VII) = (IV)+(V)+(VI)	(VIII) As a % of (A+B+C2)	(IX)				(X)	(XI)= (VII)+(X) As a % of (A+B+C2)	(XII)		(XIII)		(XIV)
1	Custodian/DR Holder	0	0	0	0	0	0	0	0	0	0	0	0	0	0	0	0	0
2	Employee Benefit Trust (under SEBI (Share based Employee Benefit) Regulations, 2014)	0	0	0	0	0	0	0	0	0	0	0	0	0	0	0	0	0
	Total Non-Promoter- Non Public Shareholding (C)= (C)(1)+(C)(2)	0	0	0	0	0	0	0	0	0	0	0	0	0	0	0	0	0

Note :

(1) PAN would not be displayed on website of Stock Exchange(s).

(2) The above format needs to disclose name of all holders holding more than 1% of total number of shares

(3) W.r.t. the information pertaining to Depository Receipts, the same may be disclosed in the respective columns to the extent information available and the balance to be disclosed as held by custodian.



Future Retail Limited

Table V - Statement showing details of significant beneficial owners (SBOs)

Sr. No.	Details of the SBO				Details of the registered owner				Details of holding/ exercise of right of the SBO in the reporting company, whether direct or indirect:					Date of creation / acquisition of significant beneficial interest
	Name	Passport No. in case of a foreign national	Nationality	Nationality (Applicable in case of Any other is selected)	Name	Passport No. in case of a foreign national	Nationality	Nationality (Applicable in case of Any other is selected)	Whether by virtue of:					
									Shares	Voting rights	Rights on distributable dividend or any other distribution	Exercise of control	Exercise of significant influence	
Significant Beneficial Owner														
1	Kishore Biyani	N.A.	India		Future Corporate Resources Private Limited	N.A.	India		0	0		No	Yes	31-03-2017



Pre-Merger Shareholding Pattern

Shareholding Pattern under Regulation 31 of SEBI (Listing Obligations and Disclosure Requirements) Regulations, 2015

1.	Name of Listed Entity: Future Supply Chain Solutions Limited
2.	Scrip Code/Name of Scrip/Class of Security: BSE: 540798; NSE: FSC
3.	Share Holding Pattern Filed under: Reg.31(1)(b):
	a. If under 31(1)(b) then indicate the report date - 29 August 2020
	b. If under 31(1)(c) then indicate date of allotment/extinguishment
4.	Declaration: The Listed entity is required to submit the following declaration to the extent of submission of information:-

	Particulars	Yes*	No*
1	Whether the Listed Entity has issued any partly paid up shares?		No
2	Whether the Listed Entity has issued any Convertible Securities or Warrants?		No
3	Whether the Listed Entity has any shares against which depository receipts are issued?		No
4	Whether the Listed Entity has any shares in locked-in?	Yes	
5	Whether any shares held by promoters are pledge or otherwise encumbered?	Yes	
6	Whether Company has equity shares with differential voting rights?		No
7	Whether the listed entity has significant beneficial owner	Yes	

NOTE: Post merger shareholding pattern is not applicable as the company will be merged with Future Enterprises Limited

* If the Listed Entity selects the option 'No' for the questions above, the columns for the partly paid up shares, Outstanding Convertible Securities/Warrants, depository receipts, locked-in shares, No of shares pledged or otherwise encumbered by promoters, as applicable, shall not be displayed at the time of dissemination on the Stock Exchange website. Also wherever there is 'No' declared by Listed Entity in above table the values will be considered as 'Zero' by default on submission of the format of holding of specified securities.

Note: The pre-scheme shareholding pattern of the Company is based on the BENPOS of the Company as on August 28, 2020.

Kindly note that subsequent to August 28, 2020, there has been an invocation of pledge by the lenders with respect to some of the shares held by Ritvika Trading Pvt Ltd (a subsidiary of Future Enterprises Limited('FEL')) in the Company pursuant to which 1,07,50,000 shares in the Company were transferred to the lenders. Said shares were earlier considered as cross-holding and were considered to be cancelled and no shares were to be issued against the same by FEL. However the same would now be considered for issuing shares as consideration pursuant to the Scheme. Further, subject to fluctuations in the market price of the shares in future, the possibility of further invocation of pledges in the case of the Company cannot be ruled out and hence the number of shares considered as cross-holding may stand reduced and the number of shares to be issued as consideration pursuant to the Scheme could increase.

Further, the number of shares to be issued as consideration pursuant to the Scheme is the number based on the shareholding pattern of the Company as on August 28, 2020. The final consideration to be discharged by FEL by issue of equity shares may fluctuate in the circumstances mentioned above, and would be crystallised basis the shareholding pattern of the Company on the Record Date.



San. K. S.

Future Supply Chain Solutions Limited

Table I - Summary Statement holding of specified securities

Category	Category of shareholder	Nos. of shareholders	No. of fully paid up equity shares held	No. of Partly paid-up equity shares held	No. of shares underlying Depository Receipts	Total nos. shares held	Shareholding as a % of total no. of shares (calculated as per SCRR, 1957)	Number of Voting Rights held in each class of securities				No. of Shares Underlying Outstanding convertible securities (including Warrants)	Shareholding , as a % assuming full conversion of convertible securities (as a percentage of diluted share capital)	Number of Locked in shares		Number of Shares pledged or otherwise encumbered		Number of equity shares held in dematerialised form
								No of Voting Rights			Total as a % of (A+B+C)			No. (a)	As a % of total Shares held(b)	No. (a)	As a % of total Shares held(b)	
								Class eg: X	Class eg: y	Total								
(I)	(II)	(III)	(IV)	(V)	(VI)	(VII) = (IV)+(V)+	(VIII) As a %	(IX)				(X)	(XI)= (VII)+(X) As a %	(XII)		(XIII)		(XIV)
(A)	Promoter & Promoter Group	6	21015917	0	0	21015917	47.89	21015917	0	21015917	47.89	0	47.89	8011248	38.12	20515817	97.62	21015917
(B)	Public	38301	22867681	0	0	22867681	52.11	22867681	0	22867681	52.11	0	52.11	9652825	42.21	NA	NA	22867675
(C)	Non Promoter - Non Public				0				0			0			0	NA	NA	
(C1)	Shares Underlying DRs	0	0	0	0	0	0.00	0	0	0	0	0	0	0	0	NA	NA	0
(C2)	Shares Held By Employee Trust	0	0	0	0	0	0.00	0	0	0	0	0	0	0	0	NA	NA	0
	Total	38307	43883598	0	0	43883598	100.00	43883598	0	43883598	100.00	0	100	17664073	40.25	20515817	46.75	43883592

San. K. S.



Future Supply Chain Solutions Limited

Table II - Statement showing shareholding pattern of the Promoter and Promoter Group

	Category & Name of the shareholders	Nos. of shareholders	No. of fully paid up equity shares held	Partly paid-up equity shares held	No. of shares underlying Depository Receipts	Total nos. shares held	Shareholding % calculated as per SCRR, 1957 As a % of (A+B+C2)	Number of Voting Rights held in each class of securities				No. of Shares Underlying Outstanding convertible securities (including Warrants)	Shareholding , as a % assuming full conversion of convertible securities (as a percentage of diluted share capital)	Number of Locked in shares		Number of Shares pledged or otherwise encumbered		Number of equity shares held in dematerialised form
								No of Voting Rights			Total as a % of (A+B+C)			No. (a)	As a % of total Shares held(b)	No. (a)	As a % of total Shares held(b)	
								Class eg: X	Class eg: y	Total								
	(I)	(III)	(IV)	(V)	(VI)	(VII) = (IV)+(V)+	(VIII) As a % of	(IX)				(X)	(XI)= (VII)+(X) As a	(XII)		(XIII)		(XIV)
1	Indian																	
(a)	Individuals / Hindu Undivided Family	2	200	0	0	200	0.00	200		200	0.00	0	0.00	0	0.00	0	0.00	200
	Kishore Biyani	1	100	0	0	100	0.00	100	0	100	0.00	0	0.00	0	0.00	0	0.00	100
	Santosh Biyani	1	100	0	0	100	0.00	100	0	100	0.00	0	0.00	0	0.00	0	0.00	100
(b)	Central Government / State Government(s)	0	0	0	0	0	0.00	0	0	0	0.00	0	0.00	0	0.00	0	0.00	0
(c)	Financial Institutions / Banks	0	0	0	0	0	0.00	0	0	0	0.00	0	0.00	0	0.00	0	0.00	0
(d)	Any Other (Specify)	4	21015717	0	0	21015717	47.89	21015717	0	21015717	47.89	0	47.89	8011248	38.12	20515817	97.62	21015717
	Bodies Corporate																	
	Future Enterprises Limited	1	100	0	0	100	0.00	100	0	100	0.00	0	0.0	0	0	0	0	100
	Persons Acting In Concert																	
	Future Corporate Resourses Private Limited	1	499700	0	0	499700	1.14	499700	0	499700	1.14	0	1.14	0	0	0	0	499700
	Ritvika Trading Private Limited	1	20515817	0	0	20515817	46.75	20515817	46.75	20515817	46.75	0	46.75	8011248	39.05	20515817	100	20515817
	Future Retail Limited	1	100	0	0	100	0.00	100	0	100	0.00	0	0.00	0	0	0	0	100
	Infra Trust		0	0	0	0	0	0	0	0	0	0	0	0	0	0	0	0
	Retail Trust		0	0	0	0	0	0	0	0	0	0	0	0	0	0	0	0
	Sub Total (A)(1)	6	21015917	0	0	21015917	47.89	21015917	0	21015917	47.89	0	47.89	8011248	38.12	20515817	97.62	21015917
2	Foreign																	
	Individuals (Non-Resident Individuals / Foreign Individuals)	0	0	0	0	0	0	0	0	0	0	0	0	0	0	0	0	0
(a)	Government	0	0	0	0	0	0	0	0	0	0	0	0	0	0	0	0	0
(b)	Institutions	0	0	0	0	0	0	0	0	0	0	0	0	0	0	0	0	0
(c)	Foreign Portfolio Investor	0	0	0	0	0	0	0	0	0	0	0	0	0	0	0	0	0
(d)	Any Other (Specify)	0	0	0	0	0	0	0	0	0	0	0	0	0	0	0	0	0
(e)	Sub Total (A)(2)	0	0	0	0	0	0	0	0	0	0	0	0	0	0	0	0	0
	Total Shareholding Of Promoter And Promoter Group (A)= (A)(1)+(A)(2)	6	21015917	0	0	21015917	47.89	21015917	0	21015917	47.89	0	47.89	8011248	38.12	20515817	97.62	21015917

Details of Shares which remain unclaimed may be given hear along with details such as number of shareholders, outstanding shares held in demat/unclaimed suspense account, voting rights which are frozen etc.

None

Note :

(1) PAN would not be displayed on website of Stock Exchange(s)

(2) The term 'Encumbrance' has the same meaning as assigned under regulation 28(3) of SEBI (Substantial Acquisition of Shares and Takeovers) Regulations, 2011.



San. K. S.

Future Supply Chain Solutions Limited																		
Table III - Statement showing shareholding pattern of the Public shareholder																		
	Category & Name of the shareholders	Nos. of shareholders	No. of fully paid up equity shares held	Partly paid-up equity shares held	No. of shares underlying Depository Receipts	Total nos. shares held	Shareholding % calculated as per SCRR, 1957 As a % of (A+B+C2)	Number of Voting Rights held in each class of securities			No. of Shares Underlying Outstanding convertible securities (including Warrants)	Shareholding , as a % assuming full conversion of convertible securities (as a percentage of diluted share capital)	Number of Locked in shares		Number of Shares pledged or otherwise encumbered		Number of equity shares held in dematerialised form	
								No of Voting Rights					Total as a % of (A+B+C)	No. (a)	As a % of total Shares held(b)	No. (a)		As a % of total Shares held(b)
								Class eg: X	Class eg: y	Total								
	(I)	(III)	(IV)	(V)	(VI)	(VII) = (IV)+(V)+ (VI)	(VIII) As a % of (A+B+C2)	(IX)			(X)	(XI)= (VII)+(X) As a % of (A+B+C2)	(XII)		(XIII)		(XIV)	
1	Institutions																	
(a)	Mutual Fund	2	2626536	0	0	2626536	5.99	2626536	0	2626536	5.99	0	5.99	0	0.00	NA	NA	2626536
	L&T Mutual Fund Trustee LimitedL&T Mutual Fund Trustee Limited-L&T Emerging Businesses Fund		2004978	0	0	2004978	4.57	2004978	0	2004978	4.57	0	4.57	0	0.00	NA	NA	2004978
	IDFC Sterling Value Fund		621558	0	0	621558	1.42	621558	0	621558	1.42	0	1.42	0	0.00	NA	NA	621558
(b)	Venture Capital Funds	0	0	0	0	0	0	0	0	0	0.00	0	0.00	0	0.00	NA	NA	0
(c)	Alternate Investment Funds	2	2258587	0	0	2258587	5.15	2258587	0	2258587	5.15	0	5.15	0	0.00	NA	NA	2258587
	Edelweiss Alternative Investment Opportunities Trust - Edelweiss Crossover Opportunities Fund		1865882	0	0	1865882	4.25	1865882	0	1865882	4.25	0	4.25	0	0.00	NA	NA	1865882
(d)	Foreign Venture Capital Investors	0	0	0	0	0	0	0	0	0	0.00	0	0.00	0	0.00	NA	NA	0
(e)	Foreign Portfolio Investor	2	180330	0	0	180330	0.41	180330	0	180330	0.41	0	0.41	0	0.00	NA	NA	180330
(f)	Financial Institutions / Banks	0	0	0	0	0	0.00	0	0	0	0.00	0	0.00	0	0.00	NA	NA	0
(g)	Insurance Companies	2	24331	0	0	24331	0.06	24331	0	24331	0.06	0	0.06	0	0.00	NA	NA	24331
(h)	Provident Funds/ Pension Funds	0	0	0	0	0	0	0	0	0	0.00	0	0.00	0	0.00	NA	NA	0
(i)	Any Other (Specify)	0	0	0	0	0	0	0	0	0	0.00	0	0.00	0	0.00	NA	NA	0
	Sub Total (B)(1)	8	5089784	0	0	5089784	11.60	5089784	0	5089784	11.60	0	11.60	0	0.00	NA	NA	5089784
2	Central Government/ State Government(s)/ President of India	0	0	0	0	0	0	0	0	0	0	0	0	0	0.00	NA	NA	0
	Sub Total (B)(2)	0	0	0	0	0	0	0	0	0	0	0	0	0	0.00	NA	NA	0
3	Non-Institutions																	
(a)	Individuals		0	0										0		NA	NA	
	i. Individual shareholders holding nominal share capital up to Rs. 2 lakhs.	36375	2798089	0	0	2798089	6.38	2798089	0	2798089	6.38	0	6.38	0	0.00	NA	NA	2798083
	ii. Individual shareholders holding nominal share capital in excess of Rs. 2 lakhs.	7	962261	0	0	962261	2.19	962261	0	962261	2.19	0	2.19	0	0.00	NA	NA	962261
	Anshuman Singh		510771	0	0	510771	1.16	510771	0	510771	1.16	0	1.16	0	0.00	NA	NA	510771
(b)	NBFCs registered with RBI	1	500000	0	0	500000	1.14	500000	0	500000	1.14	0	1.14	0	0.00	NA	NA	500000
	Gaurav Commodore Private Limited		500000	0	0	500000	1.14	500000	0	500000	1.14	0	1.14	0	0.00	NA	NA	500000
	Employee Trust	0	0	0	0	0	0.00	0	0	0	0.00	0	0.00	0	0.00	NA	NA	0
(d)	Overseas Depositories(holding DRs) (balancing figure)	0	0	0	0	0	0.00	0	0	0	0.00	0	0.00	0	0.00	NA	NA	0
(e)	Any Other (Specify)	1910	13517547	0	0	13517547	30.80	13517547	0	13517547	30.80	0	30.80	9652825	71.41	NA	NA	13517547
	Hindu Undivided Family	1418	139120	0	0	139120	0.32	139120	0	139120	0.32	0	0.32	0	0.00	NA	NA	139120
	Foreign Bodies corporates	2	10570780	0	0	10570780	24.09	10570780	0	10570780	24.09	0	24.09	9652825	91.32	NA	NA	10570780
	Nippon Express (South Asia & Oceania) Pte. Ltd.		9652825	0	0	9652825	22.00	9652825	0	9652825	22.00	0	22.00	9652825	100.00	NA	NA	9652825
	GTI Capital Gamma Pvt Ltd.		917955	0	0	917955	2.09	917955	0	917955	2.09	0	2.09	0	0.00	NA	NA	917955
	NRI	279	54746	0	0	54746	0.12	54746	0	54746	0.12	0	0.12	0	0.00	NA	NA	54746
	Directors & Directors relatives	1	16322	0	0	16322	0.04	16322	0	16322	0.04	0	0.04	0	0.00	NA	NA	16322
	Clearing Member	91	469207	0	0	469207	1.07	469207	0	469207	1.07	0	1.07	0	0.00	NA	NA	469207
	Bodies Corporate	119	2267372	0	0	2267372	5.17	2267372	0	2267372	5.17	0	5.17	0	0.00	NA	NA	2267372
	Sub Total (B)(3)	38293	17777897	0	0	17777897	40.51	17777897	0	17777897	40.51	0	40.51	9652825	54.30	NA	NA	17777891
	Total Public Shareholding (B)= (B)(1)+(B)(2)+(B)(3)	38301	22867681	0	0	22867681	52.11	22867681	0	22867681	52.11	0	52.11	9652825	42.21	NA	NA	22867675

Details of the shareholders acting as persons in Concert including their Shareholding (No. and %):

Names	Holdings	%
Future Corporate Resources P Ltd	499700	1.14
Future Retail Limited	100	0.00
Ritvika Trading Private Ltd.	20515817	46.75
Kishore Biyani	100	0.00
Santosh Biyani	100	0.00
Infra Trust	0	0
Retail Trust	0	0

Details of Shares which remain unclaimed may be given hear along with details such as number of shareholders, outstanding shares held in demat/unclaimed suspense account, voting rights which are frozen etc.

No. of shareholders	No. of Shares
0	0

Note :

(1) PAN would not be displayed on website of Stock Exchange(s).

(2) The shareholding pattern discloses name of all holders holding more than 1% of total number of shares

(3) Shares held by Mutual Funds under various schemes but with identical PAN, have been clubbed in single folio



San. K. S.

Future Supply Chain Solutions Limited

Table IV - Statement showing shareholding pattern of the Non Promoter- Non Public shareholder

	Category & Name of the shareholders	Nos. of shareholders	No. of fully paid up equity shares held	Partly paid-up equity shares held	No. of shares underlying Depository Receipts	Total nos. shares held	Shareholding % calculated as per SCRR, 1957 As a % of (A+B+C2)	Number of Voting Rights held in each class of securities			No. of Shares Underlying Outstanding convertible securities (including Warrants)	Shareholding , as a % assuming full conversion of convertible securities (as a percentage of diluted share capital)	Number of Locked in shares		Number of Shares pledged or otherwise encumbered		Number of equity shares held in dematerialised form	
								No of Voting Rights					Total as a % of (A+B+C)	No. (a)	As a % of total Shares held(b)	No. (a)		As a % of total Shares held(b)
								Class eg: X	Class eg: y	Total								
	(I)	(III)	(IV)	(V)	(VI)	(VII) =	(VIII) As a % of	(IX)			(X)	(XI)= (VII)+(X) As a % of	(XII)		(XIII)		(XIV)	
1	Custodian/DR Holder	0	0	0	0	0	0	0	0	0	0	0	0	0	NA	NA	0	
2	Employee Benefit Trust (under SEBI (Share based Employee Benefit) Regulations, 2014)	0	0	0	0	0	0	0	0	0	0	0	0	0	NA	NA	0	
	Total Non-Promoter- Non Public Shareholding (C)= (C)(1)+(C)(2)	0	0	0	0	0	0	0	0	0	0	0	0	0	NA	NA	0	

Note :

- (1) PAN would not be displayed on website of Stock Exchange(s).
(2) The above format needs to disclose name of all holders holding more than 1% of total number of shares
(3) W.r.t. the information pertaining to Depository Receipts, the same may be disclosed in the respective columns to the extent information available and the balance to be disclosed as held by custodian.

San. K. S.



Future Supply Chain Solutions Limited
Statement showing details of beneficial owner

Sr. No.	Details of the SBO			Details of the registered owner			Details of holding/ exercise of right of the SBO in the reporting company, whether direct or indirect*:					Date of creation / acquisition of significant beneficial interest
	Name	Passport No. in case of a foreign national	Nationality	Name	Passport No. in case of a foreign national	Nationality	Whether by virtue of:					
							Shares	Voting rights	Rights on distributable dividend or	Exercise of control	Exercise of significant influence	
1	Kishore Biyani		India	Future Enterprises Limited		India				No	Yes	17/12/2019

San. K. S.



Pre-Merger Shareholding Pattern

Shareholding Pattern under Regulation 31 of SEBI (Listing Obligations and Disclosure Requirements) Regulations, 2015		
1	Name of Listed Entity: FUTUREBAZAAR INDIA LIMITED	
2	Scrip Code/Name of Scrip/Class of Security: Equity Shares	
3	Share Holding Pattern Filed under: Reg. 31(1)(a)/Reg. 31(1)(b)/Reg.31(1)(c)	
a.	If under 31(1)(b) then indicate the report for Quarter ending	
b.	If under 31(1)(c) then indicate date of allotment/extinguishment	
4	Declaration: The Listed entity is required to submit the following declaration to the extent of submission of information:-	

Sl. No.	Particulars	Yes*	No*
1	Whether the Listed Entity has issued any partly paid up shares?		No
2	Whether the Listed Entity has issued any Convertible Securities or Warrants?		No
3	Whether the Listed Entity has any shares against which depository receipts are issued?		No
4	Whether the Listed Entity has any shares in locked-in?		No
5	Whether any shares held by promoters are pledge or otherwise encumbered?		No
6	Whether Company has equity shares with differential voting rights?		No
7	Whether Listed Entity has any significant beneficial owner?		No

NOTE: Post merger shareholding pattern is not applicable as the company will be merged with Future Enterprises Limited

* If the Listed Entity selects the option 'No' for the questions above, the columns for the partly paid up shares, Outstanding Convertible Securities/Warrants, depository receipts, locked-in shares, No of shares pledged or otherwise encumbered by promoters, as applicable, shall not be displayed at the time of dissemination on the Stock Exchange website. Also wherever there is 'No' declared by Listed Entity in above table the values will be considered as 'Zero' by default on submission of the format of holding of specified securities.



For Futurebazaar India Limited

Dinesh Maheshwari

Dinesh Maheshwari
Director

FUTUREBAZAAR INDIA LIMITED
Table II - Statement showing shareholding pattern of the Promoter and Promoter Group

Table 1 - Statement showing shareholding pattern of the Promoter and Promoter Group																		
Category & Name of the shareholders		Nos. of shareholders	No. of fully paid up equity shares held	Partly paid-up equity shares held	No. of shares underlying Depository Receipts	Total nos. shares held	Shareholding % calculated as per SCRR, 1957 As a % of (A+B+C2)	Number of Voting Rights held in each class of securities				No. of Shares Underlying Outstanding convertible securities (including Warrants)	Shareholding, as a % assuming full conversion of convertible securities (as a percentage of diluted share capital)	Number of Locked in shares		Number of Shares pledged or otherwise encumbered**		Number of equity shares held in dematerialised form
								No of Voting Rights			Total as a % of (A+B+C)			No. (a)	As a % of total Shares held(b)	No. (a)	As a % of total Shares held (b)	
								Class eg: X	Class eg: Y	Total								
	(I)	(III)	(IV)	(V)	(VI)	(VII) = (IV)+(V)+(VI)	(VIII) As a % of (A+B+C2)	(IX)				(X)	(XI)= (VII)+(X) As a % of (A+B+C2)	(XII)		(XIII)		(XIV)
1	Indian																	
(a)	Individuals / Hindu Undivided Family*	6	6	0	0	6	0.0000	6	0	6	0.0000	0	0.0000	0	0.0000	0	0.0000	0
	Chandra Prakash Toshniwal	1	1	0	0	1	0.0000	1	0	1	0.0000	0	0.0000	0	0.0000	0	0.0000	0
	Dinesh Maheshwari	1	1	0	0	1	0.0000	1	0	1	0.0000	0	0.0000	0	0.0000	0	0.0000	0
	Sanjay Ramprasad Rathi	1	1	0	0	1	0.0000	1	0	1	0.0000	0	0.0000	0	0.0000	0	0.0000	0
	Deepak Navinchandra Tanna	1	1	0	0	1	0.0000	1	0	1	0.0000	0	0.0000	0	0.0000	0	0.0000	0
	Virendra Mansukhlal Samani	1	1	0	0	1	0.0000	1	0	1	0.0000	0	0.0000	0	0.0000	0	0.0000	0
	Vimal K Dhruve	1	1	0	0	1	0.0000	1	0	1	0.0000	0	0.0000	0	0.0000	0	0.0000	0
(b)	Central Government / State Government(s)	0	0	0	0	0	0.0000	0	0	0	0.0000	0	0.0000	0	0.0000	0	0.0000	0
(c)	Financial Institutions / Banks	0	0	0	0	0	0.0000	0	0	0	0.0000	0	0.0000	0	0.0000	0	0.0000	0
(d)	Any Other (Specify)																	
	Bodies Corporate	1	19159994	0	0	19159994	100.0000	19159994	0	19159994	100.0000	0.0000	100.0000	0	0.0000	0	0.0000	0
	Future Enterprises Limited	1	19159994	0	0	19159994	100.0000	19159994	0	19159994	100.0000	0	100.0000	0	0.0000	0	0.0000	0
	Sub Total (A)(1)	7	19160000	0	0	19160000	100.0000	19160000	0	19160000	100.0000	0	100.0000	0	0.0000	0	0.0000	0
2	Foreign																	
	Individuals (Non-Resident Individuals / Foreign Individuals)	0	0	0	0	0	0.0000	0	0	0	0.0000	0	0.0000	0	0.0000	0	0.0000	0
(b)	Government	0	0	0	0	0	0.0000	0	0	0	0.0000	0	0.0000	0	0.0000	0	0.0000	0
(c)	Institutions	0	0	0	0	0	0.0000	0	0	0	0.0000	0	0.0000	0	0.0000	0	0.0000	0
(d)	Foreign Portfolio Investor	0	0	0	0	0	0.0000	0	0	0	0.0000	0	0.0000	0	0.0000	0	0.0000	0
(e)	Any Other (Specify)	0	0	0	0	0	0.0000	0	0	0	0.0000	0	0.0000	0	0.0000	0	0.0000	0
	Sub Total (A)(2)	0	0	0	0	0	0.0000	0	0	0	0.0000	0	0.0000	0	0.0000	0	0.0000	0
	Total Shareholding Of Promoter And Promoter Group (A)= (A)(1)+(A)(2)	7	19160000	0	0	19160000	100.0000	19160000	0	19160000	100.0000	0	100.0000	0	0.0000	0	0.0000	0

Details of Shares which remain unclaimed may be given hear along with details such as number of shareholders, outstanding shares held in demat/unclaimed suspense account, voting rights which are frozen etc.

* Nominees of Future Enterprises Limited (FEL) beneficial interest of those shares held in FEL

Note:

(1) PAN would not be displayed on website of Stock Exchange(s).

(2) The term 'Encumbrance' has the same meaning as assigned under regulation 28(3) of SEBI (Substantial Acquisition of Shares and Takeovers) Regulations, 2011.



For Futurebazaar India Limited

Dinesh Maheshwari
Director

Table III - Statement showing shareholding pattern of the Public shareholder

Sl.No.		Nos. of shareholder s	No. of fully paid up equity shares held	Partly paid-up equity shares held	No. of shares underlying Depository Receipts	Total nos. shares held	Shareholding % calculated as per SCRR, 1957 As a % of (A+B+C2)	Number of Voting Rights held in each class of securities				No. of Shares Underlying Outstanding & convertible securities (including Warrants)	Shareholding, as a % assuming full conversion of convertible securities (as a percentage of diluted share capital)	Number of Locked in shares		Number of Shares pledged or otherwise encumbered		Number of equity shares held in dematerialised form
								No of Voting Rights			Total as a % of (A+B+C)			No. (a)	As a % of total Shares held (b)	No. (a)	As a % of total Shares held(b)	
								Class eg: X	Class eg: Y	Total								
	(I)	(III)	(IV)	(V)	(VI)	(VII) = (IV)+(V)+ (VI)	(VIII) As a % of (A+B+C2)	(IX)			(X)	(XI)= (VII)+(X) As a % of (A+B+C2)	(XII)		(XIII)		(XIV)	
1	Institutions																	
(a)	Mutual Fund	0	0	0	0	0	0.000	0	0	0	0.000	0	0.000	0	0.000	NA	NA	0
(b)	Venture Capital Funds	0	0	0	0	0	0.000	0	0	0	0.000	0	0.000	0	0.000	NA	NA	0
(c)	Alternate Investment Funds	0	0	0	0	0	0.000	0	0	0	0.000	0	0.000	0	0.000	NA	NA	0
(d)	Foreign Venture Capital Investors	0	0	0	0	0	0.000	0	0	0	0.000	0	0.000	0	0.000	NA	NA	0
(e)	Foreign Portfolio Investor	0	0	0	0	0	0.000	0	0	0	0.000	0	0.000	0	0.000	NA	NA	0
(f)	Financial Institutions / Banks	0	0	0	0	0	0.000	0	0	0	0.000	0	0.000	0	0.000	NA	NA	0
(g)	Insurance Companies	0	0	0	0	0	0.000	0	0	0	0.000	0	0.000	0	0.000	NA	NA	0
(h)	Provident Funds/ Pension Funds	0	0	0	0	0	0.000	0	0	0	0.000	0	0.000	0	0.000	NA	NA	0
(i)	Any Other (Specify)	0	0	0	0	0	0.000	0	0	0	0.000	0	0.000	0	0.000	NA	NA	0
	Sub Total (B)(1)	0	0	0	0	0	0.000	0	0	0	0.000	0	0.000	0	0.000	NA	NA	0
	Central Government/ State Government(s)/																	
2	President of India	0	0	0	0	0	0.000	0	0	0	0.000	0	0.000	0	0.000	NA	NA	0
	Sub Total (B)(2)	0	0	0	0	0	0.000	0	0	0	0.000	0	0.000	0	0.000	NA	NA	0
3	Non-Institutions	0	0	0	0	0	0.000	0	0	0	0.000	0	0.000	0	0.000	NA	NA	0
(a)	Individuals	0	0	0	0	0	0.000	0	0	0	0.000	0	0.000	0	0.000	NA	NA	0
	i. Individual shareholders holding nominal share capital up to Rs. 2 lakhs.	0	0	0	0	0	0.000	0	0	0	0.000	0	0.000	0	0.000	NA	NA	0
	ii. Individual shareholders holding nominal share capital in excess of Rs. 2 lakhs.	0	0	0	0	0	0.000	0	0	0	0.000	0	0.000	0	0.000	NA	NA	0
(b)	NBFCs registered with RBI	0	0	0	0	0	0.000	0	0	0	0.000	0	0.000	0	0.000	NA	NA	0
(c)	Employee Trusts	0	0	0	0	0	0.000	0	0	0	0.000	0	0.000	0	0.000	NA	NA	0
(d)	Overseas Depositories(holding DRs) (balancing figure)	0	0	0	0	0	0.000	0	0	0	0.000	0	0.000	0	0.000	NA	NA	0
(e)	Any Other (Specify)	0	0	0	0	0	0.000	0	0	0	0.000	0	0.000	0	0.000	NA	NA	0
	Trusts	0	0	0	0	0	0.000	0	0	0	0.000	0	0.000	0	0.000	NA	NA	0
	Foreign Nationals	0	0	0	0	0	0.000	0	0	0	0.000	0	0.000	0	0.000	NA	NA	0
	Hindu Undivided Family	0	0	0	0	0	0.000	0	0	0	0.000	0	0.000	0	0.000	NA	NA	0
	Non Resident Indians (Non Repat)	0	0	0	0	0	0.000	0	0	0	0.000	0	0.000	0	0.000	NA	NA	0
	Non Resident Indians (Repat)	0	0	0	0	0	0.000	0	0	0	0.000	0	0.000	0	0.000	NA	NA	0
	Clearing Member	0	0	0	0	0	0.000	0	0	0	0.000	0	0.000	0	0.000	NA	NA	0
	Bodies Corporate	0	0	0	0	0	0.000	0	0	0	0.000	0	0.000	0	0.000	NA	NA	0
	Directors and Directors' Relatives	0	0	0	0	0	0.000	0	0	0	0.000	0	0.000	0	0.000	NA	NA	0
	Sub Total (B)(3)	0	0	0	0	0	0.000	0	0	0	0.000	0	0.000	0	0.000	NA	NA	0
	Total Public Shareholding (B) = (B)(1)+(B)(2)+(B)(3)	0	0	0	0	0	0.000	0	0	0	0.000	0	0.000	0	0.000	NA	NA	0

Details of the shareholders acting as persons in Concert including their Shareholding (No. and %):

Name of Public Shareholder	% holding

Details of Shares which remain unclaimed may be given hear along with details such as number of shareholders, outstanding shares held in demat/unclaimed suspense account, voting rights which are frozen etc.

No. of shareholders
0

Notes:

- PAN would not be displayed on website of Stock Exchange(s).
- The above format needs to be disclosed along with the name of following persons: Institutions/Non Institutions holding more than 1% of total number of shares
- W.r.t. the information pertaining to Depository Receipts, the same may be disclosed in the respective columns to the extent information available and the balance to be disclosed as held by custodian.



For Futurebazaar India Limited

Dinesh Maheshwari
Director

FUTUREBAZAAR INDIA LIMITED
Table IV - Statement showing shareholding pattern of the Non Promoter- Non Public shareholder

	Category & Name of the shareholders	Nos. of shareholders	No. of fully paid up equity shares held	Partly paid-up equity shares held	No. of shares underlying Depository Receipts	Total nos. shares held	Shareholding % calculated as per SCRR, 1957 As a % of (A+B+C2)	Number of Voting Rights held in each class of securities				No. of Shares Underlying Outstanding convertible securities (including Warrants)	Shareholding , as a % assuming full conversion of convertible securities (as a percentage of diluted share capital)	Number of Locked in shares		Number of Shares pledged or otherwise encumbered		Number of equity shares held in dematerialised form
								No of Voting Rights			Total as a % of (A+B+C)			No. (a)	As a % of total Shares held(b)	No. (a)	As a % of total Shares held(b)	
								Class eg: X	Class eg: y	Total								
	(I)	(III)	(IV)	(V)	(VI)	(VII) = (IV)+(V)+(VI)	(VIII) As a % of (A+B+C2)	(IX)				(X)	(XI)= (VII)+(X) As a % of (A+B+C2)	(XII)		(XIII)		(XIV)
1	Custodian/DR Holder	0	0	0	0	0	0	0	0	0	0	0	0	0	0	0	0	0
2	Employee Benefit Trust (under SEBI (Share based Employee Benefit) Regulations, 2014)	0	0	0	0	0	0.0000	0	0	0	0	0	0	0	0	0	0	0
	Total Non-Promoter- Non Public Shareholding (C)= (C(1)+(C(2)	0	0	0	0	0	0	0	0	0	0	0	0	0	0	0	0	0

Note :

(1) PAN would not be displayed on website of Stock Exchange(s).

(2) The above format needs to disclose name of all holders holding more than 1% of total number of shares

(3) W.r.t. the information pertaining to Depository Receipts, the same may be disclosed in the respective columns to the extent information available and the balance to be disclosed as held by custodian.



For Futurebazaar India Limited

Dinesh Maheshwari
Dinesh Maheshwari
Director

Sr. No.	Details of the SBO				Details of the registered owner				Details of holding/ exercise of right of the SBO in the					Date of creation / acquisition of significant beneficial interest
	Name	Passport No. in case of a foreign national	Nationality	Nationality (Applicable in case of Any other is selected)	Name	Passport No. in case of a foreign national	Nationality	Nationality (Applicable in case of Any other is selected)	Whether by virtue of:					
									Shares	Voting rights	Rights on distributable dividend or any other distribution	Exercise of control	Exercise of significant influence	
1	Kishore Biyani		Indian				Indian		0			No	Yes	31-03-2017



For Futurebazaar India Limited

Dinesh Maheshwari
Dinesh Maheshwari
Director

Pre-Merger Shareholding Pattern

Shareholding Pattern under Regulation 31 of SEBI (Listing Obligations and Disclosure Requirements) Regulations, 2015		
1	Name of Entity: Acute Retail Infra Private Limited	
2	Scrip Code/Name of Scrip/Class of Security: Equity Shares	
3	Share Holding Pattern Filed under: Reg. 31(1)(a)/Reg. 31(1)(b)/Reg.31(1)(c)	
a.	If under 31(1)(b) then indicate the report for Quarter ending	29-Aug-20
b.	If under 31(1)(c) then indicate date of allotment/extinguishment	
4	Declaration: The Listed entity is required to submit the following declaration to the extent of submission of information:-	

Sl. No.	Particulars	Yes*	No*
1	Whether the Listed Entity has issued any partly paid up shares?		No
2	Whether the Listed Entity has issued any Convertible Securities or Warrants?		No
3	Whether the Listed Entity has any shares against which depository receipts are issued?		No
4	Whether the Listed Entity has any shares in locked-in?		No
5	Whether any shares held by promoters are pledge or otherwise encumbered?	Yes	
6	Whether Company has equity shares with differential voting rights?		No
7	Whether Listed Entity has any significant beneficial owner?		No

NOTE: Post merger shareholding pattern is not applicable as the company will be merged with Future Enterprises Limited

* If the Listed Entity selects the option 'No' for the questions above, the columns for the partly paid up shares, Outstanding Convertible Securities/Warrants, depository receipts, locked-in shares, No of shares pledged or otherwise encumbered by promoters, as applicable, shall not be displayed at the time of dissemination on the Stock Exchange website. Also wherever there is 'No' declared by Listed Entity in above table the values will be considered as 'Zero' by default on submission of the format of holding of specified securities.



For Acute Retail Infra Private Limited

[Signature]
Director/Authorised Signatory

Acute Retail Infra Private Limited

Table I - Summary Statement holding of specified securities

Category	Category of shareholder	Number of shareholders	No. of fully paid up equity shares held	No. of Partly paid-up equity shares held	No. of shares underlying Depository Receipts	Total nos. shares held	Shareholding as a % of total no. of shares (calculated as per SCRR, 1957)	Number of Voting Rights held in each class of securities			No. of Shares Underlying Outstanding convertible securities (including Warrants)	Shareholding, as a % assuming full conversion of convertible securities (as a percentage of diluted share capital)	Number of Locked in shares		Number of Shares pledged or otherwise encumbered		Number of equity shares held in dematerialised form	
								No of Voting Rights					Total as a % of (A+B+C)	No. (a)	As a % of total Shares held(b)	No. (a)		As a % of total Shares held(b)
								Class as: X	Class as: Y	Total								
(I)	(II)	(III)	(IV)	(V)	(VI) = (IV)+(V)+ (VI)	(VII)As a % of (A+B+C2)	(IX)			(X)	(XI)= (VII)+(X) As a % of (A+B+C2)	(XII)		(XIII)		(XIV)		
(A)	Promoter & Promoter Group	7	1089978	0	0	1089978	100.0000	1089978	0	1089978	100.0000	0	100.0000	0	0.0000	1089978	100.0000	1089978
(B)	Public	0	0	0	0	0	0.0000	0	0	0	0.0000	0	0.0000	0	0.0000	0	0.0000	0
(C)	Non Promoter - Non Public	0	0	0	0	0	0.0000	0	0	0	0.0000	0	0.0000	0	0.0000	0	0.0000	0
(C1)	Shares Underlying DRs	0	0	0	0	0	0.0000	0	0	0	0.0000	0	0.0000	0	0.0000	0	0.00	0
(C2)	Shares held By Employee Trust	0	0	0	0	0	0.0000	0	0	0	0.0000	0	0.0000	0	0.0000	0	0.00	0
	Total	7	1089978	0	0	1089978	100.0000	1089978	0	1089978	100.00	0	100.0000	0	0.0000	1089978	100.0000	1089978



For Acute Retail Infra Private Limited

Donal Kethan
Director/Authorised Signatory

Acute Retail Infra Private Limited

Table II - Statement showing shareholding pattern of the Promoter and Promoter Group

Category & Name of the shareholders	Nos. of shareholders	No. of fully paid up equity shares held	Partly paid-up equity shares held	No. of shares underlying Depository Receipts	Total nos. shares held	Shareholding % calculated as per SCRR, 1957 As a % of (A+B+C2)	Number of Voting Rights held in each class of securities				No. of Shares Underlying Outstanding convertible securities (including Warrants)	Shareholding, as a % assuming full conversion of convertible securities (as a percentage of diluted share capital)	Number of Locked In shares		Number of Shares pledged or otherwise encumbered**		Number of equity shares held in dematerialised form
							No of Voting Rights			Total as a % of (A+B+C)			No. (a)	As a % of total Shares held (b)	No. (a)	As a % of total Shares held (b)	
							Class eg: X	Class eg: Y	Total								
(i)	(ii)	(iv)	(v)	(vi)	(vii) = (iv)+(v)+(vi)	(viii) As a % of (A+B+C2)	(ix)			(x)	(xi) = (vii)+(x) As a % of (A+B+C2)	(xii)		(xiii)		(xiv)	
1 Indian																	
(a) Individuals / Hindu Undivided Family	6	6	0	0	6	0.0006	6	0	6	0.0006	0	0.0006	0	0.0000	6	100.00	6
Chandra Prakash Toshniwal	1	1	0	0	1	0.0001	1	0	1	0.0001	0	0.0001	0	0.0000	1	100.00	1
Dinesh Maheshwari	1	1	0	0	1	0.0001	1	0	1	0.0001	0	0.0001	0	0.0000	1	100.00	1
Sanjay Ramprasad Rathi	1	1	0	0	1	0.0001	1	0	1	0.0001	0	0.0001	0	0.0000	1	100.00	1
Deepak Navinchandra Tanna	1	1	0	0	1	0.0001	1	0	1	0.0001	0	0.0001	0	0.0000	1	100.00	1
Virendra Mansukhlal Samant	1	1	0	0	1	0.0001	1	0	1	0.0001	0	0.0001	0	0.0000	1	100.00	1
Vimal K Dhruve	1	1	0	0	1	0.0001	1	0	1	0.0001	0	0.0001	0	0.0000	1	100.00	1
(b) Central Government / State Government(s)	0	0	0	0	0	0.0000	0	0	0	0.0000	0	0.0000	0	0.0000	0	0.0000	0
(c) Financial Institutions / Banks	0	0	0	0	0	0.0000	0	0	0	0.0000	0	0.0000	0	0.0000	0	0.0000	0
(d) Any Other (Specify)																	
Bodies Corporate	1	1089972	0	0	1089972	99.9994	1,089,972	0	1,089,972	99.9994	0.0000	99.9994	0	0.0000	1089972	100.0000	1089972
Futurebazaar India Limited	1	1089972	0	0	1089972	99.9994	0	0	0	0.0000	0	99.9994	0	0.0000	1089972	0.0000	1089972
Sub Total (A)(1)	7	1089978	0	0	1089978	100.0000	1089978	0	1089978	100.0000	0	100.0000	0	0.0000	1089978	100.0000	1089978
2 Foreign																	
Individuals (Non-Resident Individuals / Foreign																	
(a) Individuals	0	0	0	0	0	0.0000	0	0	0	0.0000	0	0.0000	0	0.0000	0	0.0000	0
(b) Government	0	0	0	0	0	0.0000	0	0	0	0.0000	0	0.0000	0	0.0000	0	0.0000	0
(c) Institutions	0	0	0	0	0	0.0000	0	0	0	0.0000	0	0.0000	0	0.0000	0	0.0000	0
(d) Foreign Portfolio Investor	0	0	0	0	0	0.0000	0	0	0	0.0000	0	0.0000	0	0.0000	0	0.0000	0
(e) Any Other (Specify)	0	0	0	0	0	0.0000	0	0	0	0.0000	0	0.0000	0	0.0000	0	0.0000	0
Sub Total (A)(2)	0	0	0	0	0	0.0000	0	0	0	0.0000	0	0.0000	0	0.0000	0	0.0000	0
Total Shareholding Of Promoter And Promoter Group (A)= (A)(1)+(A)(2)	7	1089978	0	0	1089978	100.0000	1089978	0	1089978	100.0000	0	100.0000	0	0.0000	1089978	100.0000	1089978

Details of Shares which remain unclaimed may be given here along with details such as number of shareholders, outstanding shares held in demat/unclaimed suspense account, voting rights which are frozen etc.

Note:

(1) PAN would not be displayed on website of Stock Exchange(s).

(2) The term 'Encumbrance' has the same meaning as assigned under regulation 28(3) of SEBI (Substantial Acquisition of Shares and Takeovers) Regulations, 2011.



For Acute Retail Infra Private Limited

Donna Behram

Director/Authorised Signatory

Table III - Statement showing shareholding pattern of the Public shareholder																	
Sl.No.	Category & Name of the shareholders	No. of shareholder (a)	No. of fully paid up equity shares held (b)	Partly paid-up equity shares held (c)	No. of shares underlying Depository Receipts (d)	Total nos. shares held (e) = (b)+(c)+(d)	Shareholding % calculated as per SCRR, 1957 As a % of (A+B+C) (f) = (e)/(A+B+C)	Number of Voting Rights held in each class of securities			No. of Shares Underlying Outstanding & convertible securities (including Warrants) (g)	Shareholding, as a % assuming full conversion of convertible securities (as a percentage of diluted share capital) (h) = (g)/(A+B+C+G)	Number of Locked in shares		Number of Shares pledged or otherwise encumbered		Number of equity shares held in dematerialised form (i)
								No of Voting Rights			Total as a % of (A+B+C) (j) = (f)+(g)		No. (a)	As a % of Total Shares held (b)	No. (c)	As a % of Total Shares held (d)	
	(I)	(II)	(IV)	(V)	(VI)	(VII) = (IV)+(V)+(VI)	(VIII) As a % of (A+B+C2)	Class as per X (k)	Class as per Y (l)	Total (m)	(IX)	(X) = (VIII)+(IX) As a % of (A+B+C2)	(XI)	(XII)	(XIII)	(XIV)	(XV)
1	Institutions	0	0	0	0	0	0.00%	0	0	0	0.00%	0	0.00%	NA	NA	NA	0
(a)	Mutual Fund	0	0	0	0	0	0.00%	0	0	0	0.00%	0	0.00%	NA	NA	NA	0
(b)	Venture Capital Funds	0	0	0	0	0	0.00%	0	0	0	0.00%	0	0.00%	NA	NA	NA	0
(c)	Alternative Investment Funds	0	0	0	0	0	0.00%	0	0	0	0.00%	0	0.00%	NA	NA	NA	0
(d)	Foreign Venture Capital Investors	0	0	0	0	0	0.00%	0	0	0	0.00%	0	0.00%	NA	NA	NA	0
(e)	Foreign Portfolio Investor	0	0	0	0	0	0.00%	0	0	0	0.00%	0	0.00%	NA	NA	NA	0
(f)	Financial Institutions / Banks	0	0	0	0	0	0.00%	0	0	0	0.00%	0	0.00%	NA	NA	NA	0
(g)	Insurance Companies	0	0	0	0	0	0.00%	0	0	0	0.00%	0	0.00%	NA	NA	NA	0
(h)	Provident Funds/ Pension Funds	0	0	0	0	0	0.00%	0	0	0	0.00%	0	0.00%	NA	NA	NA	0
(i)	Any Other (Specify)	0	0	0	0	0	0.00%	0	0	0	0.00%	0	0.00%	NA	NA	NA	0
	Sub Total (IX)(1)	0	0	0	0	0	0.00%	0	0	0	0.00%	0	0.00%	NA	NA	NA	0
2	Central Government/ State Government(s)/ President of India	0	0	0	0	0	0.00%	0	0	0	0.00%	0	0.00%	NA	NA	NA	0
	Sub Total (IX)(2)	0	0	0	0	0	0.00%	0	0	0	0.00%	0	0.00%	NA	NA	NA	0
3	Non-Institutions	0	0	0	0	0	0.00%	0	0	0	0.00%	0	0.00%	NA	NA	NA	0
(a)	Individuals	0	0	0	0	0	0.00%	0	0	0	0.00%	0	0.00%	NA	NA	NA	0
	Individual shareholders holding nominal share capital up to Rs. 2 lakhs	0	0	0	0	0	0.00%	0	0	0	0.00%	0	0.00%	NA	NA	NA	0
	Individual shareholders holding nominal share capital in excess of Rs. 2 lakhs	0	0	0	0	0	0.00%	0	0	0	0.00%	0	0.00%	NA	NA	NA	0
(b)	NRI/FCI registered with RBI	0	0	0	0	0	0.00%	0	0	0	0.00%	0	0.00%	NA	NA	NA	0
(c)	Employee Trusts	0	0	0	0	0	0.00%	0	0	0	0.00%	0	0.00%	NA	NA	NA	0
(d)	Overseas Depositories/Holding DMs (balancing figure)	0	0	0	0	0	0.00%	0	0	0	0.00%	0	0.00%	NA	NA	NA	0
(e)	Any Other (Specify)	0	0	0	0	0	0.00%	0	0	0	0.00%	0	0.00%	NA	NA	NA	0
	Trusts	0	0	0	0	0	0.00%	0	0	0	0.00%	0	0.00%	NA	NA	NA	0
	Foreign National	0	0	0	0	0	0.00%	0	0	0	0.00%	0	0.00%	NA	NA	NA	0
	Hindu Undivided Family	0	0	0	0	0	0.00%	0	0	0	0.00%	0	0.00%	NA	NA	NA	0
	Non Resident Indians (Non Repatriate)	0	0	0	0	0	0.00%	0	0	0	0.00%	0	0.00%	NA	NA	NA	0
	Non Resident Indians (Repatriate)	0	0	0	0	0	0.00%	0	0	0	0.00%	0	0.00%	NA	NA	NA	0
	Clearing Member	0	0	0	0	0	0.00%	0	0	0	0.00%	0	0.00%	NA	NA	NA	0
	Broker/Company	0	0	0	0	0	0.00%	0	0	0	0.00%	0	0.00%	NA	NA	NA	0
	Directors and Directors' Relatives	0	0	0	0	0	0.00%	0	0	0	0.00%	0	0.00%	NA	NA	NA	0
	Sub Total (IX)(3)	0	0	0	0	0	0.00%	0	0	0	0.00%	0	0.00%	NA	NA	NA	0
	Total Public Shareholding (IX) = (IX)(1)+(IX)(2)+(IX)(3)	0	0	0	0	0	0.00%	0	0	0	0.00%	0	0.00%	NA	NA	NA	0

Details of the shareholders voting as persons in Concert including their Shareholding (No. and %):

Name of Public Shareholder	% holding

Details of Shares which remain unclaimed may be given here along with details such as number of shareholders, outstanding shares held in demat/unclaimed suspense account, voting rights which are frozen etc.

No. of shareholders

Notes:

- PAN would not be displayed on website of Stock Exchange(s).
- The above format needs to be disclosed along with the name of following persons/institutions/non institutions holding more than 1% of total number of shares.
- W.r.t. the information pertaining to Depository Receipts, the same may be disclosed in the respective columns to the extent information available and the balance to be disclosed as held by custodian.



For Acute Retail Infra Private Limited

Donachetty
Director/Authorised Signatory

Acute Retail Infra Private Limited

Table IV - Statement showing shareholding pattern of the Non Promoter- Non Public shareholder

Category & Name of the shareholders	Nos. of sharehold-ers	No. of fully paid up equity shares held	Partly paid-up equity shares held	No. of shares underlyin- g Depositor y Receipts	Total nos. shares held	Shareholding % calculated as per SCRR, 1957 As a % of (A+B+C2)	Number of Voting Rights held in each class of securities			No. of Shares Underlying Outstanding convertible securities (including Warrants)	Shareholding , as a % assuming full conversion of convertible securities (as a percentage of diluted share capital)	Number of Locked in shares		Number of Shares pledged or otherwise encumbered		Number of equity shares held in dematerialised form	
							No of Voting Rights					Total as a % of (A+B+C)	No. (a)	As a % of total Shares held(b)	No. (a)		As a % of total Shares held(b)
							Class eg: X	Class eg: y	Total								
(i)	(iii)	(iv)	(v)	(vi)	(vii) = [(v)+(v)+ (v)]	(viii) As a % of (A+B+C2)	(ix)			(x)	(xi) = [(vi)+(v)] As a % of (A+B+C2)	(xii)	(xiii)	(xiv)			
1 Custodian/DR Holder	0	0	0	0	0	0	0	0	0	0	0	0	0	0	0	0	
2 Employee Benefit Trust (under SEBI (Share based Employee Benefit) Regulations, 2014)	0	0	0	0	0	0	0	0	0	0	0	0	0	0	0	0	
Total Non-Promoter- Non Public Shareholding (C)= [(C)(1)+(C)(2)]	0	0	0	0	0	0	0	0	0	0	0	0	0	0	0	0	

Note :

(1) PAN would not be displayed on website of Stock Exchange(s).

(2) The above format needs to disclose name of all holders holding more than 1% of total number of shares

(3) W.r.t. the information pertaining to Depository Receipts, the same may be disclosed in the respective columns to the extent information available and the balance to be disclosed as held by custodian.



For Acute Retail Infra Private Limited

Donna Herbert
Director/Authorised Signatory

Sr. No.	Details of the SBO				Details of the registered owner				Details of holding/ exercise of right of the SBO in the					Date of creation / acquisition of significant beneficial interest
	Name	Passport No. in case of a foreign national	Nationality	Nationality (Applicable in case of Any other is selected)	Name	Passport No. in case of a foreign national	Nationality	Nationality (Applicable in case of Any other is selected)	Whether by virtue of:					
									Shares	Voting rights	Rights on distributable dividend or any other distribution	Exercise of control	Exercise of significant influence	
1	Kishore Biyani		Indian				Indian		0			No	Yes	29/08/2020



For Acute Retail Infra Private Limited

[Signature]
Director/Authorised Signatory

Pre-Merger Shareholding Pattern

Shareholding Pattern under Regulation 31 of SEBI (Listing Obligations and Disclosure Requirements) Regulations, 2015		
1	Name of Entity: Basuti Sales & Trading Private Limited	
2	Scrip Code/Name of Scrip/Class of Security: Equity shares	
3	Share Holding Pattern Filed under: Reg. 31(1)(a)/Reg. 31(1)(b)/Reg.31(1)(c)	
a.	If under 31(1)(b) then indicate the report for Quarter ending	29-Aug-20
b.	If under 31(1)(c) then indicate date of allotment/extinguishment	
4	Declaration: The Listed entity is required to submit the following declaration to the extent of submission of information:-	

Sl. No.	Particulars	Yes*	No*
1	Whether the Listed Entity has issued any partly paid up shares?		No
2	Whether the Listed Entity has issued any Convertible Securities or Warrants?		No
3	Whether the Listed Entity has any shares against which depository receipts are issued?		No
4	Whether the Listed Entity has any shares in locked-in?		No
5	Whether any shares held by promoters are pledge or otherwise encumbered?		No
6	Whether Company has equity shares with differential voting rights?		No
7	Whether Listed Entity has any significant beneficial owner?		No

NOTE: Post merger shareholding pattern is not applicable as the company will be merged with Future Enterprises Limited

* If the Listed Entity selects the option 'No' for the questions above, the columns for the partly paid up shares, Outstanding Convertible Securities/Warrants, depository receipts, locked-in shares, No of shares pledged or otherwise encumbered by promoters, as applicable, shall not be displayed at the time of dissemination on the Stock Exchange website. Also wherever there is 'No' declared by Listed Entity in above table the values will be considered as 'Zero' by default on submission of the format of holding of specified securities.



For Basuti Sales and Trading Private Limited

[Handwritten Signature]

Director/Authorised Signatory

Basuti Sales & Trading Private Limited																		
Table I - Summary Statement holding of specified securities																		
Category	Category of shareholder	Number of sharehold- ers	No. of fully paid up equity shares held	No. of Partly paid-up equity shares held	No. of shares underlyin g Depositor y Receipts	Total nos. shares held	Shareholding as a % of total no. of shares (calculated as per SCRP, 1957)	Number of Voting Rights held in each class of securities			No. of Shares Underlying Outstanding convertible securities (including Warrants)	Shareholdin- g as a % assuming full conversion of convertible securities (as a percentage of dilated share capital)	Number of Locked in shares		Number of Shares pledged or otherwise encumbered		Number of equity shares held in dematerialised form	
								No of Voting Rights					Total as a % of (A+B+C)	No. (a)	As a % of total Shares held(b)	No. (a)		As a % of total Shares held(b)
								Class eg: X	Class eg: Y	Total								
(i)	(ii)	(iii)	(iv)	(v)	(vi)	(vii) = (iv)+(v)+(vi)	(viii)As a % of (A+B+C2)	(ix)			(x)	(xi)= (vi)+(ix) As a % of (A+B+C2)	(xii)		(xiii)		(xiv)	
(A)	Promoter & Promoter Group	7	10000	0	0	10000	100.0000	10000	0	10000	100.0000	0	100.0000	0	0.0000	0	0.0000	10000
(B)	Public	0	0	0	0	0	0.0000	0	0	0	0.0000	0	0.0000	0	0.0000	0	0.0000	0
(C)	Non Promoter - Non Public	0	0	0	0	0	0.0000	0	0	0	0.0000	0	0.0000	0	0.0000	0	0.0000	0
(C1)	Shares Underlying DRs	0	0	0	0	0	0.0000	0	0	0	0.0000	0	0.0000	0	0.0000	0	0.0000	0
(C2)	Shares Held By Employee Trust	0	0	0	0	0	0.0000	0	0	0	0.0000	0	0.0000	0	0.0000	0	0.0000	0
	Total	7	10000	0	0	10000	100.0000	10000	0	10000	100.00	0	100.0000	0	0.0000	0	0.0000	10000



For Basuti Sales and Trading Private Limited

Donalherman
Director/Authorised Signatory

Basuti Sales & Trading Private Limited

Table II - Statement showing shareholding pattern of the Promoter and Promoter Group

Category & Name of the shareholders		Nos. of shareho lders	No. of fully paid up equity shares held	Partly paid-up equity shares held	No. of shares underlying Depository Receipts	Total nos. shares held	Shareholding % calculated as per SCRR, 1957 As a % of (A+B+C2)	Number of Voting Rights held in each class of securities				No. of Shares Underlying Outstanding convertible securities (including Warrants)	Shareholding, as a % assuming full conversion of convertible securities (as a percentage of diluted share capital)	Number of Locked in shares		Number of Shares pledged or otherwise encumbered **		Number of equity shares held in dematerialised form
								No of Voting Rights			Total as a % of (A+B+C)			No. (a)	As a % of total Shares held (b)	No. (a)	As a % of total Shares held (b)	
								Class eg: X	Class eg: Y	Total								
(i)	(ii)	(iii)	(iv)	(v)	(vi)	(vii) = (iv)+(v)+(vi)	(viii) As a % of (A+B+C2)	(ix)				(x)	(xi)= (vii)+(x) As a % of (A+B+C2)	(xii)		(xiii)		(xiv)
1	Indian																	
(a)	Individuals / Hindu Undivided Family	6	6	0	0	6	0.0600	6	0	6	0.0600	0	0.0600	0	0.0000	0	0.0000	6
	Chandra Prakash Toshniwal	1	1	0	0	1	0.0100	1	0	1	0.0100	0	0.0100	0	0.0000	0	0.0000	1
	Dinesh Maheshwari	1	1	0	0	1	0.0100	1	0	1	0.0100	0	0.0100	0	0.0000	0	0.0000	1
	Sanjay Ramprasad Rathi	1	1	0	0	1	0.0100	1	0	1	0.0100	0	0.0100	0	0.0000	0	0.0000	1
	Deepak Navinchandra Tanna	1	1	0	0	1	0.0100	1	0	1	0.0100	0	0.0100	0	0.0000	0	0.0000	1
	Virendra Mansukhlal Samani	1	1	0	0	1	0.0100	1	0	1	0.0100	0	0.0100	0	0.0000	0	0.0000	1
	Vinod K Dhole	1	1	0	0	1	0.0100	1	0	1	0.0100	0	0.0100	0	0.0000	0	0.0000	1
(b)	Central Government / State Government(s)	0	0	0	0	0	0.0000	0	0	0	0.0000	0	0.0000	0	0.0000	0	0.0000	0
(c)	Financial Institutions / Banks	0	0	0	0	0	0.0000	0	0	0	0.0000	0	0.0000	0	0.0000	0	0.0000	0
(d)	Any Other (Specify)																	
	Bodies Corporate	1	9994	0	0	0	0.0000	9994	0	9994	99.9400	0.0000	0.0000	0	0.0000	0	0.0000	9994
	Futurebazaar India Limited	1	9994	0	0	0	0.0000	0	0	0	0.0000	0	0.0000	0	0.0000	0	0.0000	9994
	Sub Total (A)(1)	7	10000	0	0	6	0.0600	10000	0	10000	100.0000	0	0.0600	0	0.0000	0	0.0000	10000
2	Foreign																	
	Individuals (Non-Resident Individuals / Foreign Individuals)	0	0	0	0	0	0.0000	0	0	0	0.0000	0	0.0000	0	0.0000	0	0.0000	0
(a)	Government	0	0	0	0	0	0.0000	0	0	0	0.0000	0	0.0000	0	0.0000	0	0.0000	0
(b)	Institutions	0	0	0	0	0	0.0000	0	0	0	0.0000	0	0.0000	0	0.0000	0	0.0000	0
(c)	Foreign Portfolio Investor	0	0	0	0	0	0.0000	0	0	0	0.0000	0	0.0000	0	0.0000	0	0.0000	0
(d)	Any Other (Specify)	0	0	0	0	0	0.0000	0	0	0	0.0000	0	0.0000	0	0.0000	0	0.0000	0
	Sub Total (A)(2)	0	0	0	0	0	0.0000	0	0	0	0.0000	0	0.0000	0	0.0000	0	0.0000	0
	Total Shareholding Of Promoter And Promoter Group (A) = (A)(1)+(A)(2)	7	10000	0	0	6	0.0600	10000	0	10000	100.0000	0	0.0600	0	0.0000	0	0.0000	10000

Details of Shares which remain unclaimed may be given here along with details such as number of shareholders, outstanding shares held in demat/unclaimed suspense account, voting rights which are frozen etc.

- Note:
(1) PAN would not be displayed on website of Stock Exchange(s).
(2) The term 'Encumbrance' has the same meaning as assigned under regulation 28(3) of SEBI (Substantial Acquisition of Shares and Takeovers) Regulations, 2011.



For Basuti Sales and Trading Private Limited

Director/Authorised Signatory

Table III - Statement showing shareholding pattern of the Public shareholder																	
Sl.No.	Category & Name of the shareholders	Nos. of shareholders	No. of Fully paid up equity shares held	Partly paid-up equity shares held	No. of shares underlying Depository Receipts	Total nos. shares held	Shareholding % calculated as per SCRA, 1957 As a % of (A+B+C)	Number of Voting Rights held in each class of securities			No. of Shares Underlying Outstanding & convertible securities (including Warrants)	Shareholding, as a % assuming full conversion of convertible securities (as a percentage of diluted share capital)	Number of Locked in shares		Number of Shares pledged or otherwise encumbered		Number of equity shares held in dematerialised form
								No of Voting Rights					No. (X)	As a % of Total Shares held (X)	No. (Y)	As a % of total Shares held (Y)	
	(I)	(II)	(III)	(IV)	(V)	(VI) = (III)+(IV)+(V)	(VII) As a % of (A+B+C)	Class up to X	Class up to Y	Total	Total as a % of (A+B+C)	(VIII) [(VII)+(IX)+(X)) As a % of (A+B+C)]	(XII)	(XIII)	(XIV)	(XV)	(XVI)
1	Institutions																
(a)	Mutual Fund	0	0	0	0	0	0.000	0	0	0	0.000	0	0.000	NA	NA		0
(b)	Venture Capital Funds	0	0	0	0	0	0.000	0	0	0	0.000	0	0.000	NA	NA		0
(c)	Alternative Investment Funds	0	0	0	0	0	0.000	0	0	0	0.000	0	0.000	NA	NA		0
(d)	Foreign Venture Capital Investors	0	0	0	0	0	0.000	0	0	0	0.000	0	0.000	NA	NA		0
(e)	Foreign Portfolio Investor	0	0	0	0	0	0.000	0	0	0	0.000	0	0.000	NA	NA		0
(f)	Insurance Companies / Banks	0	0	0	0	0	0.000	0	0	0	0.000	0	0.000	NA	NA		0
(g)	Insurance Companies	0	0	0	0	0	0.000	0	0	0	0.000	0	0.000	NA	NA		0
(h)	Pension Funds/ Pension Funds	0	0	0	0	0	0.000	0	0	0	0.000	0	0.000	NA	NA		0
(i)	Any Other (Specify)	0	0	0	0	0	0.000	0	0	0	0.000	0	0.000	NA	NA		0
	Sub Total (B)(1)	0	0	0	0	0	0.000	0	0	0	0.000	0	0.000	NA	NA		0
2	Central Government/ State Government(s)/ President of India	0	0	0	0	0	0.000	0	0	0	0.000	0	0.000	NA	NA		0
	Sub Total (B)(2)	0	0	0	0	0	0.000	0	0	0	0.000	0	0.000	NA	NA		0
3	Non-Institutions	0	0	0	0	0	0.000	0	0	0	0.000	0	0.000	NA	NA		0
(a)	Individuals	0	0	0	0	0	0.000	0	0	0	0.000	0	0.000	NA	NA		0
	i. Individual shareholders holding nominal share capital up to Rs. 2 lakhs	0	0	0	0	0	0.000	0	0	0	0.000	0	0.000	NA	NA		0
	ii. Individual shareholders holding nominal share capital in excess of Rs. 2 lakhs	0	0	0	0	0	0.000	0	0	0	0.000	0	0.000	NA	NA		0
(b)	HUFs registered with RBI	0	0	0	0	0	0.000	0	0	0	0.000	0	0.000	NA	NA		0
(c)	Employee Trusts	0	0	0	0	0	0.000	0	0	0	0.000	0	0.000	NA	NA		0
(d)	Overseas Depositories/holding (DRs) (balancing figure)	0	0	0	0	0	0.000	0	0	0	0.000	0	0.000	NA	NA		0
(e)	Any Other (Specify)	0	0	0	0	0	0.000	0	0	0	0.000	0	0.000	NA	NA		0
	Trusts	0	0	0	0	0	0.000	0	0	0	0.000	0	0.000	NA	NA		0
	Foreign Nationals	0	0	0	0	0	0.000	0	0	0	0.000	0	0.000	NA	NA		0
	Hindu Undivided Family	0	0	0	0	0	0.000	0	0	0	0.000	0	0.000	NA	NA		0
	Non-Resident Indians (Non-Repatriation)	0	0	0	0	0	0.000	0	0	0	0.000	0	0.000	NA	NA		0
	Non-Resident Indians (Repatriation)	0	0	0	0	0	0.000	0	0	0	0.000	0	0.000	NA	NA		0
	Co-sponsor Member	0	0	0	0	0	0.000	0	0	0	0.000	0	0.000	NA	NA		0
	Reserve Company	0	0	0	0	0	0.000	0	0	0	0.000	0	0.000	NA	NA		0
	Directors and Directors' Relatives	0	0	0	0	0	0.000	0	0	0	0.000	0	0.000	NA	NA		0
	Sub Total (B)(3)	0	0	0	0	0	0.000	0	0	0	0.000	0	0.000	NA	NA		0
	Total Public Shareholding (B) = (B)(1)+(B)(2)+(B)(3)	0	0	0	0	0	0.000	0	0	0	0.000	0	0.000	NA	NA		0

Details of the shareholders acting as persons in Concert including their Shareholding (No. and %):

Name of Public Shareholder	% holding
	0

Details of Shares which remain unclaimed may be given here along with details such as number of shareholders, outstanding shares held in demat/unclaimed suspense account, voting rights which are frozen etc.

No. of shareholders
0

- Notes:
- PAN would not be displayed on website of Stock Exchange(s).
 - The above format needs to be disclosed along with the names of following persons/institutions/Non institutions holding more than 1% of total number of shares.
 - W.r.t. the information pertaining to Depository Receipts, the same may be disclosed in the respective columns to the extent information available and the balance to be disclosed as held by custodian.



For Basanti Sales and Trading Private Limited

Doreeshwar

Director/Authorised Signatory

Basuti Sales & Trading Private Limited

Table IV - Statement showing shareholding pattern of the Non Promoter- Non Public shareholder

	Category & Name of the shareholders	Nos. of sharehold-ers	No. of fully paid up equity shares held	Partly paid-up equity shares held	No. of shares underlyin g Depositor y Receipts	Total nos. shares held	Shareholding % calculated as per SCRR, 1957 As a % of (A+B+C2)	Number of Voting Rights held in each class of securities				No. of Shares Underlying Outstanding convertible securities (including Warrants)	Shareholding , as a % assuming full conversion of convertible securities (as a percentage of diluted share capital)	Number of Locked in shares		Number of Shares pledged or otherwise encumbered		Number of equity shares held in dematerialised form
								No of Voting Rights			Total as a % of (A+B+C)			No. (a)	As a % of total Shares held(b)	No. (a)	As a % of total Shares held(b)	
								Class eg: X	Class eg: y	Total								
	(i)	(ii)	(iv)	(v)	(vi)	(vii) = (iv)+(v)+(vi)	(viii) As a % of (A+B+C2)	(ix)				(x)	(xi) = (vii)+(x) As a % of (A+B+C2)	(xii)		(xiii)		(xiv)
1	Custodian/DR Holder	0	0	0	0	0	0	0	0	0	0	0	0	0	0	0	0	0
2	Employee Benefit Trust (under SEBI (Share based Employee Benefit) Regulations, 2014)	0	0	0	0	0	0.0000	0	0	0	0	0	0	0	0	0	0	0
	Total Non-Promoter- Non Public Shareholding (C)= (C1)+(C2)	0	0	0	0	0	0	0	0	0	0	0	0	0	0	0	0	0

Note :

(1) PAN would not be displayed on website of Stock Exchange(s).

(2) The above format needs to disclose name of all holders holding more than 1% of total number of shares

(3) W.r.t. the information pertaining to Depository Receipts, the same may be disclosed in the respective columns to the extent information available and the balance to be disclosed as held by custodian.



For Basuti Sales and Trading Private Limited

Doore Rethur

Director/Authorised Signatory

Sr. No.	Details of the SBO				Details of the registered owner				Details of holding/ exercise of right of the SBO in the					Date of creation / acquisition of significant beneficial interest
	Name	Passport No. in case of a foreign national	Nationality	Nationality (Applicable in case of Any other is selected)	Name	Passport No. in case of a foreign national	Nationality	Nationality (Applicable in case of Any other is selected)	Whether by virtue of:					
									Shares	Voting rights	Rights on distributable dividend or any other distribution	Exercise of control	Exercise of significant influence	
1	Kishore Biyani		Indian				Indian		0			No	Yes	29/08/2020



For Basuti Sales and Trading Private Limited

Doree Khorram
Director/Authorised Signatory

Pre-Merger Shareholding Pattern

Shareholding Pattern under Regulation 31 of SEBI (Listing Obligations and Disclosure Requirements) Regulations, 2015		
1	Name of Entity: Brattle Foods Private Limited	
2	Scrip Code/Name of Scrip/Class of Security: Equity shares	
3	Share Holding Pattern Filed under: Reg. 31(1)(a)/Reg. 31(1)(b)/Reg.31(1)(c)	
a.	If under 31(1)(b) then indicate the report for Quarter ending	29-Aug-20
b.	If under 31(1)(c) then indicate date of allotment/extinguishment	
4	Declaration: The Listed entity is required to submit the following declaration to the extent of submission of information:-	

Sl. No.	Particulars	Yes*	No*
1	Whether the Listed Entity has issued any partly paid up shares?		No
2	Whether the Listed Entity has issued any Convertible Securities or Warrants?		No
3	Whether the Listed Entity has any shares against which depository receipts are issued?		No
4	Whether the Listed Entity has any shares in locked-in?		No
5	Whether any shares held by promoters are pledge or otherwise encumbered?		No
6	Whether Company has equity shares with differential voting rights?		No
7	Whether Listed Entity has any significant beneficial owner?		No

NOTE: Post merger shareholding pattern is not applicable as the company will be merged with Future Enterprises Limited

* If the Listed Entity selects the option 'No' for the questions above, the columns for the partly paid up shares, Outstanding Convertible Securities/Warrants, depository receipts, locked-in shares, No of shares pledged or otherwise encumbered by promoters, as applicable, shall not be displayed at the time of dissemination on the Stock Exchange website. Also wherever there is 'No' declared by Listed Entity in above table the values will be considered as 'Zero' by default on submission of the format of holding of specified securities.



For Brattle Foods Private Limited

 Director/Authorised Signatory

Brattle Foods Private Limited																		
Table I - Summary Statement holding of specified securities																		
Category	Category of shareholder	Number of shareholders	No. of fully paid up equity shares held	No. of Partly paid-up equity shares held	No. of shares underlying Depository Receipts	Total nos. shares held	Shareholding as a % of total no. of shares (calculated as per SCRA, 1957)	Number of Voting Rights held in each class of securities			No. of Shares Underlying Outstanding convertible securities (including Warrants)	Shareholding as a % assuming full conversion of convertible securities (as a percentage of diluted share capital)	Number of Locked in shares		Number of Shares pledged or otherwise encumbered		Number of equity shares held in dematerialised form	
								No of Voting Rights					Total as a % of (A+B+C)	No. (a)	As a % of total Shares held(b)	No. (a)		As a % of total Shares held(b)
								Class eg. X	Class eg. Y	Total								
(i)	(ii)	(iii)	(iv)	(v)	(vi)	(vii) = (iv)+(v) + (vi)	(viii)As a % of (A+B+C2)	(ix)			(x)	(xi) = (vi)+(x) As a % of (A+B+C2)	(xii)		(xiii)		(xiv)	
(A)	Promoter & Promoter Group	7	9224172	0	0	9224172	100.0000	9224172	0	9224172	100.0000	0	0.0000	0	0.0000	0	0.0000	
(B)	Public	0	0	0	0	0	0.0000	0	0	0	0.0000	0	0.0000	0	0.0000	0	0.0000	
(C)	Non Promoter - Non Public	0	0	0	0	0	0.0000	0	0	0	0.0000	0	0.0000	0	0.0000	0	0.0000	
(C1)	Shares Underlying DRs	0	0	0	0	0	0.0000	0	0	0	0.0000	0	0.0000	0	0.0000	0	0.0000	
(C2)	Shares Held By Employee Trust	0	0	0	0	0	0.0000	0	0	0	0.0000	0	0.0000	0	0.0000	0	0.0000	
Total		7	9224172	0	0	9224172	100.0000	9224172	0	9224172	100.0000	0	0.0000	0	0.0000	0	0.0000	



For Brattle Foods Private Limited

[Signature]
Director/Authorised Signatory

Brattle Foods Private Limited

Table II - Statement showing shareholding pattern of the Promoter and Promoter Group

Table II - Statement showing shareholding pattern of the Promoter and Promoter Group																		
Category & Name of the shareholders		Nos. of sharehold-ers	No. of fully paid up equity shares held	Partly paid-up equity shares held	No. of shares underlying Depository Receipts	Total nos. shares held	Shareholding % calculated as per SCRR, 1957 As a % of (A+B+C2)	Number of Voting Rights held in each class of securities			No. of Shares Underlying Outstanding convertible securities (including Warrants)	Shareholding, as a % assuming full conversion of convertible securities (as a percentage of diluted share capital)	Number of Locked In shares		Number of Shares pledged or otherwise encumbered**		Number of equity shares held in dematerialised form	
								No of Voting Rights					Total as a % of (A+B+C)	No. (a)	As a % of total Shares held(b)	No. (a)		As a % of total Shares held (b)
								Class eg: X	Class eg: Y	Total								
(i)	(ii)	(iii)	(iv)	(v)	(vi) = (iv)+(v)	(vii) As a % of (A+B+C2)	(ix)			(x)	(xi) = (vii)+(x) As a % of (A+B+C2)	(xii)	(xiii)		(xiv)			
1 Indian																		
(a) Individuals / Hindu Undivided Family	6	6	0	0	6	0.0001	6	0	6	0.0001	0	0.0001	0	0.0000	0	0.0000	0	
Chandra Prakash Toshiwal	1	1	0	0	1	0.0000	1	0	1	0.0000	0	0.0000	0	0.0000	0	0.0000	0	
Dinesh Maheshwari	1	1	0	0	1	0.0000	1	0	1	0.0000	0	0.0000	0	0.0000	0	0.0000	0	
Sanjay Ramprasad Rathi	1	1	0	0	1	0.0000	1	0	1	0.0000	0	0.0000	0	0.0000	0	0.0000	0	
Deepak Navinchandra Tanna	1	1	0	0	1	0.0000	1	0	1	0.0000	0	0.0000	0	0.0000	0	0.0000	0	
Virendra Mansukhlal Samani	1	1	0	0	1	0.0000	1	0	1	0.0000	0	0.0000	0	0.0000	0	0.0000	0	
Vinod K Dhruve	1	1	0	0	1	0.0000	1	0	1	0.0000	0	0.0000	0	0.0000	0	0.0000	0	
(b) Central Government / State Government(s)	0	0	0	0	0	0.0000	0	0	0	0.0000	0	0.0000	0	0.0000	0	0.0000	0	
(c) Financial Institutions / Banks	0	0	0	0	0	0.0000	0	0	0	0.0000	0	0.0000	0	0.0000	0	0.0000	0	
(d) Any Other (Specify)												0.0000	0	0.0000	0	0.0000	0	
Bodies Corporate	1	9224166	0	0	9224166	99.9999	9224166	0	9224166	99.9999	0	92241.66	0	0.0000	0	0.0000	0	
Futurebazaar India Limited	1	9224166	0	0	0	0.0000	0	0	0	0.0000	0	0.0000	0	0.0000	0	0.0000	0	
Sub Total (A)(1)	7	9224172	0	0	9224172	100.0000	9224172	0	9224172	100.0000	0	100.0000	0	0.0000	0	0.0000	0	
2 Foreign																		
(a) Individuals (Non-Resident Individuals / Foreign Individuals)	0	0	0	0	0	0.0000	0	0	0	0.0000	0	0.0000	0	0.0000	0	0.0000	0	
(b) Government	0	0	0	0	0	0.0000	0	0	0	0.0000	0	0.0000	0	0.0000	0	0.0000	0	
(c) Institutions	0	0	0	0	0	0.0000	0	0	0	0.0000	0	0.0000	0	0.0000	0	0.0000	0	
(d) Foreign Portfolio Investor	0	0	0	0	0	0.0000	0	0	0	0.0000	0	0.0000	0	0.0000	0	0.0000	0	
(e) Any Other (Specify)	0	0	0	0	0	0.0000	0	0	0	0.0000	0	0.0000	0	0.0000	0	0.0000	0	
Sub Total (A)(2)	0	0	0	0	0	0.0000	0	0	0	0.0000	0	0.0000	0	0.0000	0	0.0000	0	
Total Shareholding Of Promoter And Promoter Group (A) = (A)(1)+(A)(2)																		
	7	9224172	0	0	9224172	100.0000	9224172	0	9224172	100.0000	0	100.0000	0	0.0000	0	0.0000	0	

Details of Shares which remain unclaimed may be given here along with details such as number of shareholders, outstanding shares held in demat/unclaimed suspense account, voting rights which are frozen etc.

Note:

(1) PAN would not be displayed on website of Stock Exchange(s).

(2) The term 'Encumbrance' has the same meaning as assigned under regulation 28(3) of SEBI (Substantial Acquisition of Shares and Takeovers) Regulations, 2011.



For Brattle Foods Private Limited

Donel Helmer

Director/Authorised Signatory

Table III - Statement showing shareholding pattern of the Public shareholder																		
Sl.No.	Category & Name of the shareholders	Nos. of shareholder (A)	No. of fully paid up equity shares held	Partly paid-up equity shares held	No. of shares underlying Depository Receipts	Total nos. shares held	Shareholding % calculated as per SCRR, 1957 As a % of (A+B+C)	Number of Voting Rights held in each class of securities			No. of Shares Underlying Outstanding convertible securities (including Warrants)	Shareholding, as a % assuming full conversion of convertible securities (as a percentage of diluted share capital)	Number of Locked in shares		Number of Shares pledged or otherwise encumbered		Number of equity shares held in dematerialised form	
								No of Voting Rights					Total as a % of (A+B+C)	No. (A)	As a % of Total Shares held (A)	No. (A)		As a % of total Shares held(A)
								Class as per X	Class as per Y	Total								
(i)		(ii)	(iii)	(iv)	(v)	(vi) = (iii)+(iv)+(v)	(vii) As a % of (A+B+C)	(viii)			(ix)	(x) As a % of (A+B+C)	(xi)	(xii)	(xiii)	(xiv)		
1	Institutions																	
(a)	Mutual Fund	0	0	0	0	0	0.000	0	0	0	0.000	0.000	0	0.000	NA	0		
(b)	Venture Capital Funds	0	0	0	0	0	0.000	0	0	0	0.000	0.000	0	0.000	NA	0		
(c)	Alternative Investment Funds	0	0	0	0	0	0.000	0	0	0	0.000	0.000	0	0.000	NA	0		
(d)	Foreign Venture Capital Investors	0	0	0	0	0	0.000	0	0	0	0.000	0.000	0	0.000	NA	0		
(e)	Foreign Portfolio Investor	0	0	0	0	0	0.000	0	0	0	0.000	0.000	0	0.000	NA	0		
(f)	Financial Institutions / Banks	0	0	0	0	0	0.000	0	0	0	0.000	0.000	0	0.000	NA	0		
(g)	Insurance Companies	0	0	0	0	0	0.000	0	0	0	0.000	0.000	0	0.000	NA	0		
(h)	Provident Funds / Pension Funds	0	0	0	0	0	0.000	0	0	0	0.000	0.000	0	0.000	NA	0		
(i)	Any Other (Specify)	0	0	0	0	0	0.000	0	0	0	0.000	0.000	0	0.000	NA	0		
	Sub Total (B)(1)	0	0	0	0	0	0.000	0	0	0	0.000	0.000	0	0.000	NA	0		
2	Central Government/ State Government(s)/																	
	President of India	0	0	0	0	0	0.000	0	0	0	0.000	0.000	0	0.000	NA	0		
	Sub Total (B)(2)	0	0	0	0	0	0.000	0	0	0	0.000	0.000	0	0.000	NA	0		
3	Non-Institutions	0	0	0	0	0	0.000	0	0	0	0.000	0.000	0	0.000	NA	0		
(a)	Individuals	0	0	0	0	0	0.000	0	0	0	0.000	0.000	0	0.000	NA	0		
	i. Individual shareholders holding nominal share capital up to Rs. 2 lakhs.	0	0	0	0	0	0.000	0	0	0	0.000	0.000	0	0.000	NA	0		
	ii. Individual shareholders holding nominal share capital in excess of Rs. 2 lakhs.	0	0	0	0	0	0.000	0	0	0	0.000	0.000	0	0.000	NA	0		
(b)	NBFCs registered with RBI	0	0	0	0	0	0.000	0	0	0	0.000	0.000	0	0.000	NA	0		
(c)	Employee Trusts	0	0	0	0	0	0.000	0	0	0	0.000	0.000	0	0.000	NA	0		
(d)	Overseas Depositories/holding (DRs) (two digit figure)	0	0	0	0	0	0.000	0	0	0	0.000	0.000	0	0.000	NA	0		
(e)	Any Other (Specify)	0	0	0	0	0	0.000	0	0	0	0.000	0.000	0	0.000	NA	0		
	Trusts	0	0	0	0	0	0.000	0	0	0	0.000	0.000	0	0.000	NA	0		
	Foreign Nationals	0	0	0	0	0	0.000	0	0	0	0.000	0.000	0	0.000	NA	0		
	Hindu Undivided Family	0	0	0	0	0	0.000	0	0	0	0.000	0.000	0	0.000	NA	0		
	Non-Resident Indians (Non-Repatriate)	0	0	0	0	0	0.000	0	0	0	0.000	0.000	0	0.000	NA	0		
	Non-Resident Indians (Repatriate)	0	0	0	0	0	0.000	0	0	0	0.000	0.000	0	0.000	NA	0		
	Clearing Member	0	0	0	0	0	0.000	0	0	0	0.000	0.000	0	0.000	NA	0		
	Broker/Corporate	0	0	0	0	0	0.000	0	0	0	0.000	0.000	0	0.000	NA	0		
	Directors and Officers' Relatives	0	0	0	0	0	0.000	0	0	0	0.000	0.000	0	0.000	NA	0		
	Sub Total (B)(3)	0	0	0	0	0	0.000	0	0	0	0.000	0.000	0	0.000	NA	0		
	Total Public Shareholding (B)(1)+(B)(2)+(B)(3)	0	0	0	0	0	0.000	0	0	0	0.000	0.000	0	0.000	NA	0		

Details of the shareholders acting as persons in Concert including their Shareholding (No. and %):

Name of Public Shareholder	% holding
	0

Details of Shares which remain unclaimed may be given here along with details such as number of shareholders, outstanding shares held in demat/unclaimed suspense account, voting rights which are frozen etc.

No. of shareholders
0

Notes:

1. PAN would not be displayed on website of Stock Exchange(s).
2. The above format needs to be disclosed along with the name of following persons/institutions/Non institutions holding more than 1% of total number of shares
3. W.r.t. the information pertaining to Depository Receipts, the same may be disclosed in the respective columns to the extent information available and the balance to be disclosed as held by custodian.



For Brattle Foods Private Limited

Donal Redwan
Director/Authorised Signatory

Brattle Foods Private Limited
Table IV - Statement showing shareholding pattern of the Non Promoter- Non Public shareholder

Category & Name of the shareholders	Nos. of shareholders	No. of fully paid up equity shares held	Partly paid-up equity shares held	No. of shares underlying Depository Receipts	Total nos. shares held	Shareholding % calculated as per SCRR, 1957 As a % of (A+B+C2)	Number of Voting Rights held in each class of securities			No. of Shares Underlying Outstanding convertible securities (including Warrants)	Shareholding, as a % assuming full conversion of convertible securities (as a percentage of diluted share capital)	Number of Locked in shares		Number of Shares pledged or otherwise encumbered		Number of equity shares held in dematerialised form
							No of Voting Rights		Total as a % of (A+B+C)			No. (a)	As a % of total Shares held(b)	No. (a)	As a % of total Shares held(b)	
							Class eg: X	Class eg: y/Total								
(i)	(ii)	(iii)	(iv)	(v)	(vi) = (iv)+(v)+(vi)	(vii) As a % of (A+B+C2)	(ix)			(x)	(xi) = (vii)+(x) As a % of (A+B+C2)	(xii)	(xiii)	(xiv)		
1 Custodian/DR Holder	0	0	0	0	0	0	0	0	0	0	0	0	0	0	0	
2 Employee Benefit Trust (under SEBI (Share based Employee Benefit) Regulations, 2014)	0	0	0	0	0	0	0	0	0	0	0	0	0	0	0	
Total Non-Promoter- Non Public Shareholding (C): (C1)+(C12)	0	0	0	0	0	0	0	0	0	0	0	0	0	0	0	

Note :

(1) PAN would not be displayed on website of Stock Exchange(s).

(2) The above format needs to disclose name of all holders holding more than 1% of total number of shares

(3) W.r.t. the information pertaining to Depository Receipts, the same may be disclosed in the respective columns to the extent information available and the balance to be disclosed as held by custodian.



For Brattle Foods Private Limited

[Signature]

Director/Authorised Signatory

Sr. No.	Details of the SBO				Details of the registered owner				Details of holding/ exercise of right of the SBO in the					Date of creation / acquisition of significant beneficial interest
	Name	Passport No. in case of a foreign national	Nationality	Nationality (Applicable in case of Any other is selected)	Name	Passport No. in case of a foreign national	Nationality	Nationality (Applicable in case of Any other is selected)	Whether by virtue of:					
									Shares	Voting rights	Rights on distributable dividend or any other distribution	Exercise of control	Exercise of significant influence	
1	Kishore Biyani		Indian				Indian		0			No	Yes	29/08/2020



For Brattle Foods Private Limited

Doorehwar
Director/Authorised Signatory

Pre-Merger Shareholding Pattern

Shareholding Pattern under Regulation 31 of SEBI (Listing Obligations and Disclosure Requirements) Regulations, 2015		
1	Name of Listed Entity: BRATTLE FOODS PRIVATE LIMITED	
2	Scrip Code/Name of Scrip/Class of Security: Preference Equity shares	
3	Share Holding Pattern Filed under: Reg. 31(1)(a)/Reg. 31(1)(b)/Reg.31(1)(c)	
a.	If under 31(1)(b) then indicate the report for Quarter ending	29-Aug-20
b.	If under 31(1)(c) then indicate date of allotment/extinguishment	
4	Declaration: The Listed entity is required to submit the following declaration to the extent of submission of information:-	

Sl. No.	Particulars	Yes*	No*
1	Whether the Listed Entity has issued any partly paid up shares?		No
2	Whether the Listed Entity has issued any Convertible Securities or Warrants?		No
3	Whether the Listed Entity has any shares against which depository receipts are issued?		No
4	Whether the Listed Entity has any shares in locked-in?		No
5	Whether any shares held by promoters are pledge or otherwise encumbered?		No
6	Whether Company has preference shares with differential voting rights?		No
7	Whether Listed Entity has any significant beneficial owner?		No

NOTE: Post merger shareholding pattern is not applicable as the company will be merged with Future Enterprises Limited

* If the Listed Entity selects the option 'No' for the questions above, the columns for the partly paid up shares, Outstanding Convertible Securities/Warrants, depository receipts, locked-in shares, No of shares pledged or otherwise encumbered by promoters, as applicable, shall not be displayed at the time of dissemination on the Stock Exchange website. Also wherever there is 'No' declared by Listed Entity in above table the values will be considered as 'Zero' by default on submission of the format of holding of specified securities.

For BRATTLE FOODS PRIVATE LIMITED



Authorised Signatory



BRATTLE FOODS PRIVATE LIMITED																		
Table I - Summary Statement holding of specified securities																		
Category	Category of shareholder	Number of shareholders	No. of fully paid up preference shares held	No. of Partly paid-up preference shares held	No. of shares underlying Depository Receipts	Total nos. shares held	Shareholding as a % of total no. of shares (calculated as per SCRR, 1957)	Number of Voting Rights held in each class of securities				No. of Shares Underlying Outstanding convertible securities (including Warrants)	Shareholding, as a % assuming full conversion of convertible securities (as a percentage of diluted share capital)	Number of Locked in shares		Number of Shares pledged or otherwise encumbered		Number of preference shares held in dematerialised form
								No of Voting Rights			Total as a % of (A+B+C)			No. (a)	As a % of total Shares held(b)	No. (a)	As a % of total Shares held(b)	
								Class eg: X	Class eg: y	Total								
(I)	(II)	(III)	(IV)	(V)	(VI)	(VII) = (IV)+(V)+ (VI)	(VIII)As a % of (A+B+C2)	(IX)				(X)	(XI)= (VII)+(X) As a % of (A+B+C2)	(XII)		(XIII)		(XIV)
(A)	Promoter & Promoter Group	0	0	0	0	0	0.0000	0	0	0	0.0000	0	0.0000	0	0.0000	0	0.0000	0
(B)	Public	1	13700	0	0	13700	100.0000	13700	0	13700	100.0000	0	100.0000	0	0.0000	0	0.0000	0
(C)	Non Promoter - Non Public	0	0	0	0	0	0.0000	0	0	0	0.0000	0	0.0000	0	0.0000	0	0	0
(C1)	Shares Underlying DRs	0	0	0	0	0	0.0000	0	0	0	0.0000	0	0.0000	0	0.0000	0	0.00	0
(C2)	Shares Held By Employee Trust	0	0	0	0	0	0.0000	0	0	0	0.0000	0	0.0000	0	0.0000	0	0.00	0
	Total	1	13700	0	0	13700	100.0000	13700	0	13700	100.00	0	100.0000	0	0.0000	0	0.0000	0

For BRATTLE FOODS PRIVATE LIMITED

Authorised Signatory



BRATTLE FOODS PRIVATE LIMITED
Table II - Statement showing shareholding pattern of the Promoter and Promoter Group

Category & Name of the shareholders		Nos. of shareholders	No. of fully paid up preference shares held	Partly paid-up preference shares held	No. of shares underlying Depository Receipts	Total nos. shares held	Shareholding % calculated as per SCRR, 1957 As a % of (A+B+C2)	Number of Voting Rights held in each class of securities				No. of Shares Underlying Outstanding convertible securities (including Warrants)	Shareholding, as a % assuming full conversion of convertible securities (as a percentage of diluted share capital)	Number of Locked in shares		Number of Shares pledged or otherwise encumbered**		Number of preference shares held in dematerialised form
								No of Voting Rights			Total as a % of (A+B+C)			No. (a)	As a % of total Shares held(b)	No. (a)	As a % of total Shares held (b)	
								Class eg: X	Class eg: y	Total								
	(I)	(III)	(IV)	(V)	(VI)	(VII) = (IV)+(V)+(VI)	(VIII) As a % of (A+B+C2)	(IX)				(X)	(XI)= (VII)+(X) As a % of (A+B+C2)	(XII)		(XIII)		(XIV)
1	Indian																	
(a)	Individuals / Hindu Undivided Family	0	0	0	0	0	0.0000	0	0	0	0.0000	0	0.0000	0	-	0	0.0000	0
		0	0	0	0	0	0.0000	0	0	0	0.0000	0	0.0000	0	0.0000	0	0.0000	0
		0	0	0	0	0	0.0000	0	0	0	0.0000	0	0.0000	0	0.0000	0	0.0000	0
		0	0	0	0	0	0.0000	0	0	0	0.0000	0	0.0000	0	0.0000	0	0.0000	0
		0	0	0	0	0	0.0000	0	0	0	0.0000	0	0.0000	0	0.0000	0	0.0000	0
		0	0	0	0	0	0.0000	0	0	0	0.0000	0	0.0000	0	0.0000	0	0.0000	0
		0	0	0	0	0	0.0000	0	0	0	0.0000	0	0.0000	0	0.0000	0	0.0000	0
(b)	Central Government / State Government(s)	0	0	0	0	0	0.0000	0	0	0	0.0000	0	0.0000	0	0.0000	0	0.0000	0
(c)	Financial Institutions / Banks	0	0	0	0	0	0.0000	0	0	0	0.0000	0	0.0000	0	0.0000	0	0.0000	0
(d)	Any Other (Specify)																	
	Bodies Corporate	0	0	0	0	0	0.0000	0	0	0	0.0000	0.0000	0.0000	0	0.0000	0	0.0000	0
		0	0	0	0	0	0.0000	0	0	0	0.0000	0	0.0000	0	0.0000	0	0.0000	0
	Sub Total (A)(1)	0	0	0	0	0	0.0000	0	0	0	0.0000	0	0.0000	0	0.0000	0	0.0000	0
2	Foreign																	
(a)	Individuals (Non-Resident Individuals / Foreign Individuals)	0	0	0	0	0	0.0000	0	0	0	0.0000	0	0.0000	0	0.0000	0	0.0000	0
(b)	Government	0	0	0	0	0	0.0000	0	0	0	0.0000	0	0.0000	0	0.0000	0	0.0000	0
(c)	Institutions	0	0	0	0	0	0.0000	0	0	0	0.0000	0	0.0000	0	0.0000	0	0.0000	0
(d)	Foreign Portfolio Investor	0	0	0	0	0	0.0000	0	0	0	0.0000	0	0.0000	0	0.0000	0	0.0000	0
(e)	Any Other (Specify)	0	0	0	0	0	0.0000	0	0	0	0.0000	0	0.0000	0	0.0000	0	0.0000	0
	Sub Total (A)(2)	0	0	0	0	0	0.0000	0	0	0	0.0000	0	0.0000	0	0.0000	0	0.0000	0
	Total Shareholding Of Promoter And Promoter Group (A)= (A)(1)+(A)(2)	0	0	0	0	0	0.0000	0	0	0	0.0000	0	0.0000	0	0.0000	0	0.0000	0

Details of Shares which remain unclaimed may be given hear along with details such as number of shareholders, outstanding shares held in demat/unclaimed suspense account, voting rights which are frozen etc.

- Note:
- (1) PAN would not be displayed on website of Stock Exchange(s).
- (2) The term 'Encumbrance' has the same meaning as assigned under regulation 28(3) of SEBI (Substantial Acquisition of Shares and Takeovers) Regulations, 2011.

For BRATTLE FOODS PRIVATE LIMITED



Authorised Signatory



Table III - Statement showing shareholding pattern of the Public shareholder																		
Sl.No.	Category & Name of the shareholders	Nos. of shareholder s	No. of fully paid up preference shares held	Partly paid-up preferenc e shares held	No. of shares underlying Depositor y Receipts	Total nos. shares held	Shareholding % calculated as per SCRR, 1957 As a % of (A+B+C2)	Number of Voting Rights held in each class of securities				No. of Shares Underlying Outstandin g convertible securities (including Warrants)	Shareholding , as a % assuming full conversion of convertible securities (as a percentage of diluted share capital)	Number of Locked in shares		Number of Shares pledged or otherwise encumbered		Number of preference shares held in dematerialised form
								No of Voting Rights			Total as a % of (A+B+C)			No. (a)	As a % of total Shares held (b)	No. (a)	As a % of total Shares held(b)	
								Class eg: X	Class eg: Y	Total								
	(I)	(III)	(IV)	(V)	(VI)	(VII) = (IV)+(V)+ (VI)	(VIII) As a % of (A+B+C2)	(IX)			(X)	(XI)= (VII)+(X) as % of (A+B+C2)	(XII)		(XIII)		(XIV)	
1	Institutions																	
(a)	Mutual Fund	0	0	0	0	0	0.000	0	0	0	0.000	0	0.000	0	0.000	NA	NA	0
(b)	Venture Capital Funds	0	0	0	0	0	0.000	0	0	0	0.000	0	0.000	0	0.000	NA	NA	0
(c)	Alternate Investment Funds	0	0	0	0	0	0.000	0	0	0	0.000	0	0.000	0	0.000	NA	NA	0
(d)	Foreign Venture Capital Investors	0	0	0	0	0	0.000	0	0	0	0.000	0	0.000	0	0.000	NA	NA	0
(e)	Foreign Portfolio Investor	0	0	0	0	0	0.000	0	0	0	0.000	0	0.000	0	0.000	NA	NA	0
(f)	Financial Institutions / Banks	0	0	0	0	0	0.000	0	0	0	0.000	0	0.000	0	0.000	NA	NA	0
(g)	Insurance Companies	0	0	0	0	0	0.000	0	0	0	0.000	0	0.000	0	0.000	NA	NA	0
(h)	Provident Funds/ Pension Funds	0	0	0	0	0	0.000	0	0	0	0.000	0	0.000	0	0.000	NA	NA	0
(i)	Any Other (Specify)	0	0	0	0	0	0.000	0	0	0	0.000	0	0.000	0	0.000	NA	NA	0
	Sub Total (B)(1)	0	0	0	0	0	0.000	0	0	0	0.000	0	0.000	0	0.000	NA	NA	0
2	Central Government/ State Government(s)/ President of India	0	0	0	0	0	0.000	0	0	0	0.000	0	0.000	0	0.000	NA	NA	0
	Sub Total (B)(2)	0	0	0	0	0	0.000	0	0	0	0.000	0	0.000	0	0.000	NA	NA	0
3	Non-Institutions	0	0	0	0	0	0.000	0	0	0	0.000	0	0.000	0	0.000	NA	NA	0
(a)	Individuals	0	0	0	0	0	0.000	0	0	0	0.000	0	0.000	0	0.000	NA	NA	0
	i. Individual shareholders holding nominal share capital up to Rs. 2 lakhs.	0	0	0	0	0	0.000	0	0	0	0.000	0	0.000	0	0.000	NA	NA	0
	ii. Individual shareholders holding nominal share capital in excess of Rs. 2 lakhs.	0	0	0	0	0	0.000	0	0	0	0.000	0	0.000	0	0.000	NA	NA	0
(b)	NBFCs registered with RBI	0	0	0	0	0	0.000	0	0	0	0.000	0	0.000	0	0.000	NA	NA	0
(c)	Employee Trusts	0	0	0	0	0	0.000	0	0	0	0.000	0	0.000	0	0.000	NA	NA	0
(d)	Overseas Depositories(holding DRs) (balancing figure)	0	0	0	0	0	0.000	0	0	0	0.000	0	0.000	0	0.000	NA	NA	0
(e)	Any Other (Specify)	0	13700	0	0	13700	100.000	13700	0	13700	100.000	100.000	0	0.000	NA	NA	NA	0
	Trusts	0	0	0	0	0	0.000	0	0	0	0.000	0	0.000	0	0.000	NA	NA	0
	Foreign Nationals	0	0	0	0	0	0.000	0	0	0	0.000	0	0.000	0	0.000	NA	NA	0
	Hindu Undivided Family	0	0	0	0	0	0.000	0	0	0	0.000	0	0.000	0	0.000	NA	NA	0
	Non Resident Indians (Non Repat)	0	0	0	0	0	0.000	0	0	0	0.000	0	0.000	0	0.000	NA	NA	0
	Non Resident Indians (Repat)	0	0	0	0	0	0.000	0	0	0	0.000	0	0.000	0	0.000	NA	NA	0
	Clearing Member	0	0	0	0	0	0.000	0	0	0	0.000	0	0.000	0	0.000	NA	NA	0
	Bodies Corporate	1	13700	0	0	13700	100.000	13700	0	13700	100.000	100.000	0	0.000	NA	NA	NA	0
	Syntex Trading & Agency Pvt Ltd		13700			13700	100.000	13700		13700	100.000	100.000	0	0.000	NA	NA	NA	0
	Directors and Directors' Relatives	0	0	0	0	0	0.000	0	0	0	0.000	0	0.000	0	0.000	NA	NA	0
	Sub Total (B)(3)	0	13700	0	0	13700	100.000	13700	0	13700	100.000	100.000	0	0.000	NA	NA	NA	0
	Total Public Shareholding (B)= (B)(1)+(B)(2)+(B)(3)	0	13700	0	0	13700	100.000	13700	0	13700	100.000	100.000	0	0.000	NA	NA	NA	0

Details of the shareholders acting as persons in Concert including their Shareholding (No. and %):

Name of Public Shareholder	% holding
-	-

13700

Details of Shares which remain unclaimed may be given hear along with details such as number of shareholders, outstanding shares held in demat/unclaimed suspense account, voting rights which are frozen etc.

No. of shareholders
0

Notes:

1. PAN would not be displayed on website of Stock Exchange(s).
2. The above format needs to be disclosed along with the name of following persons:Institutions/Non Institutions holding more than 1% of total number of shares
3. W.r.t. the information pertaining to Depository Receipts, the same may be disclosed in the respective columns to the extent information available and the balance to be disclosed as held by custodian.

For BRATTLE FOODS PRIVATE LIMITED

[Handwritten Signature]

Authorised Signatory



BRATTLE FOODS PRIVATE LIMITED
Table IV - Statement showing shareholding pattern of the Non Promoter- Non Public shareholder

	Category & Name of the shareholders	Nos. of shareholders	No. of fully paid up preference shares held	Partly paid-up preference shares held	No. of shares underlying Depository Receipts	Total nos. shares held	Shareholding % calculated as per SCRR, 1957 As a % of (A+B+C2)	Number of Voting Rights held in each class of securities				No. of Shares Underlying Outstanding convertible securities (including Warrants)	Shareholding , as a % assuming full conversion of convertible securities (as a percentage of diluted share capital)	Number of Locked in shares		Number of Shares pledged or otherwise encumbered		Number of preference shares held in dematerialised form
								No of Voting Rights			Total as a % of (A+B+C)			No. (a)	As a % of total Shares held(b)	No. (a)	As a % of total Shares held(b)	
								Class eg: X	Class eg: Y	Total								
	(I)	(III)	(IV)	(V)	(VI)	(VII) = (IV)+(V)+(VI)	(VIII) As a % of (A+B+C2)	(IX)				(X)	(XI)= (VII)+(X) As a % of (A+B+C2)	(XII)		(XIII)		(XIV)
1	Custodian/DR Holder	0	0	0	0	0	0	0	0	0	0	0	0	0	0	0	0	0
2	Employee Benefit Trust (under SEBI (Share based Employee Benefit) Regulations, 2014)	0	0	0	0	0	0.0000	0	0	0	0	0	0	0	0	0	0	0
	Total Non-Promoter- Non Public Shareholding (C)= (C)(1)+(C)(2)	0	0	0	0	0	0	0	0	0	0	0	0	0	0	0	0	0

Note :

(1) PAN would not be displayed on website of Stock Exchange(s).

(2) The above format needs to disclose name of all holders holding more than 1% of total number of shares

(3) W.r.t. the information pertaining to Depository Receipts, the same may be disclosed in the respective columns to the extent information available and the balance to be disclosed as held by custodian.

For BRATTLE FOODS PRIVATE LIMITED

Authorised Signatory



Sr. No.	Details of the SBO				Details of the registered owner				Details of holding/ exercise of right of the SBO in the reporting company, whether direct or indirect*:					Date of creation / acquisition of significant beneficial interest
	Name	Passport No. in case of a foreign national	Nationality	Nationality (Applicable in case of Any other is selected)	Name	Passport No. in case of a foreign national	Nationality	Nationality (Applicable in case of Any other is selected)	Whether by virtue of:					
									Shares	Voting rights	Rights on distributable dividend or any other distribution	Exercise of control	Exercise of significant influence	
1	Kishore Biyani		Indian				Indian		0			No	Yes	29/08/2020

For BRATTLE FOODS PRIVATE LIMITED

Authorised Signatory



Pre-Merger Shareholding Pattern

Shareholding Pattern under Regulation 31 of SEBI (Listing Obligations and Disclosure Requirements) Regulations, 2015			
1	Name of Entity: Chirag Operating Lease Co.Private Limited		
2	Scrip Code/Name of Scrip/Class of Security: Equity shares		
3	Share Holding Pattern Filed under: Reg. 31(1)(a)/Reg. 31(1)(b)/Reg.31(1)(c)		
a.	If under 31(1)(b) then indicate the report for Quarter ending		29-Aug-20
b.	If under 31(1)(c) then indicate date of allotment/extinguishment		
4	Declaration: The Listed entity is required to submit the following declaration to the extent of submission of information:-		

Sl. No.	Particulars	Yes*	No*
1	Whether the Listed Entity has issued any partly paid up shares?		No
2	Whether the Listed Entity has issued any Convertible Securities or Warrants?		No
3	Whether the Listed Entity has any shares against which depository receipts are issued?		No
4	Whether the Listed Entity has any shares in locked-in?		No
5	Whether any shares held by promoters are pledge or otherwise encumbered?		No
6	Whether Company has equity shares with differential voting rights?		No
7	Whether Listed Entity has any significant beneficial owner?		No

NOTE: Post merger shareholding pattern is not applicable as the company will be merged with Future Enterprises Limited

* If the Listed Entity selects the option 'No' for the questions above, the columns for the partly paid up shares, Outstanding Convertible Securities/Warrants, depository receipts, locked-in shares, No of shares pledged or otherwise encumbered by promoters, as applicable, shall not be displayed at the time of dissemination on the Stock Exchange website. Also wherever there is 'No' declared by Listed Entity in above table the values will be considered as 'Zero' by default on submission of the format of holding of specified securities.

For Chirag Operating Lease Co. Private Limited


Authorised Signatory / Director



Chirag Operating Lease Co. Private Limited

Table I - Summary Statement holding of specified securities

Category	Category of shareholder	Number of shareholders	No. of fully paid up equity shares held	No. of Partly paid-up equity shares held	No. of shares underlying Depository Receipts	Total nos. shares held	Shareholding as a % of total no. of shares (calculated as per SCRA, 1957)	Number of Voting Rights held in each class of securities			No. of Shares Underlying Outstanding convertible securities (including Warrants)	Shareholding as a % assuming full conversion of convertible securities (as a percentage of diluted share capital)	Number of Locked in shares		Number of Shares pledged or otherwise encumbered		Number of equity shares held in dematerialized form	
								No of Voting Rights					Total as a % of (A+B+C)	No. (a)	As a % of total Shares held(b)	No. (a)		As a % of total Shares held(b)
								Class eg: X	Class eg: Y	Total								
(i)	(ii)	(iii)	(iv)	(v)	(vi)	(vii) = (iv)+(v)+(vi)	(viii) as a % of (A+B+C2)	(ix)			(x)	(xi) = (vii)+(x) As a % of (A+B+C2)	(xii)		(xiii)		(xiv)	
(A)	Promoter & Promoter Group	7	10000	0	0	10000	100.0000	10000	0	10000	100.0000	0	100.0000	0	0.0000	0	0.0000	10000
(B)	Public	0	0	0	0	0	0.0000	0	0	0	0.0000	0	0.0000	0	0.0000	0	0.0000	0
(C)	Non Promoter - Non Public	0	0	0	0	0	0.0000	0	0	0	0.0000	0	0.0000	0	0.0000	0	0.0000	0
(C1)	Shares Underlying DRs	0	0	0	0	0	0.0000	0	0	0	0.0000	0	0.0000	0	0.0000	0	0.0000	0
(C2)	Shares held by Employee Trust	0	0	0	0	0	0.0000	0	0	0	0.0000	0	0.0000	0	0.0000	0	0.0000	0
	Total	7	10000	0	0	10000	100.0000	10000	0	10000	100.0000	0	100.0000	0	0.0000	0	0.0000	10000

For Chirag Operating Lease Co. Private Limited

[Signature]
Authorised Signatory / Director



Chirag Operating Lease Co. Private Limited

Table I - Statement showing shareholding pattern of the Promoter and Promoter Group

Category & Name of the shareholders	Nos. of shareholders	No. of fully paid up equity shares held	Partly paid-up equity shares held	No. of shares underlying Depository Receipts	Total nos. shares held	Shareholding % calculated as per SCRR, 1957 As a % of (A+B+C2)	Number of Voting Rights held in each class of securities				No. of Shares Underlying Outstanding convertible securities (including Warrants)	Shareholding, as a % assuming full conversion of convertible securities (as a percentage of diluted share capital)	Number of Locked in shares		Number of Shares pledged or otherwise encumbered ¹		Number of equity shares held in dematerialised form
							No of Voting Rights			Total as a % of (A+B+C)			No. (a)	As a % of total Shares held (b)	No. (a)	As a % of total Shares held (b)	
							Class eg: X	Class eg: y	Total								
(i)	(ii)	(iv)	(v)	(vi)	(vii) = (iv)+(v)+(vi)	(viii) As a % of (A+B+C2)	(ix)				(x)	(xi) = (viii)+(x) As a % of (A+B+C2)	(xii)	(xiii)		(xiv)	
1 Indian																	
(a) Individuals / Hindu Undivided Family	6	6	0	0	6	0.0600	6	0	6	0.0600	0	0.0600	0	0.0000	0	0.0000	6
Chandra Prakash Toshniwal	1	1	0	0	1	0.0100	1	0	1	0.0100	0	0.0100	0	0.0000	0	0.0000	1
Dinesh Maheshwari	1	1	0	0	1	0.0100	1	0	1	0.0100	0	0.0100	0	0.0000	0	0.0000	1
Sanjay Ramprasad Rathi	1	1	0	0	1	0.0100	1	0	1	0.0100	0	0.0100	0	0.0000	0	0.0000	1
Deepak Navinchandra Tanna	1	1	0	0	1	0.0100	1	0	1	0.0100	0	0.0100	0	0.0000	0	0.0000	1
Virendra Mansukhlal Samani	1	1	0	0	1	0.0100	1	0	1	0.0100	0	0.0100	0	0.0000	0	0.0000	1
Vimal K Dholave	1	1	0	0	1	0.0100	1	0	1	0.0100	0	0.0100	0	0.0000	0	0.0000	1
(b) Central Government / State Government(s)	0	0	0	0	0	0.0000	0	0	0	0.0000	0	0.0000	0	0.0000	0	0.0000	0
(c) Financial Institutions / Banks	0	0	0	0	0	0.0000	0	0	0	0.0000	0	0.0000	0	0.0000	0	0.0000	0
(d) Any Other (Specify)	0	0	0	0	0	0.0000	0	0	0	0.0000	0	0.0000	0	0.0000	0	0.0000	0
Bodies Corporate	1	9994	0	0	0	0.0000	9994	0	9994	99.9400	0.0000	0.0000	0	0.0000	0	0.0000	9994
Futurebazaar India Limited	1	9994	0	0	0	0.0000	0	0	0	0.0000	0	0.0000	0	0.0000	0	0.0000	9994
Sub Total (A)(1)	7	10000	0	0	6	0.0600	10000	0	10000	100.0000	0	0.0600	0	0.0000	0	0.0000	10000
2 Foreign																	
Individuals (Non-Resident Individuals / Foreign Individuals)	0	0	0	0	0	0.0000	0	0	0	0.0000	0	0.0000	0	0.0000	0	0.0000	0
(b) Government	0	0	0	0	0	0.0000	0	0	0	0.0000	0	0.0000	0	0.0000	0	0.0000	0
(c) Institutions	0	0	0	0	0	0.0000	0	0	0	0.0000	0	0.0000	0	0.0000	0	0.0000	0
(d) Foreign Portfolio Investor	0	0	0	0	0	0.0000	0	0	0	0.0000	0	0.0000	0	0.0000	0	0.0000	0
(e) Any Other (Specify)	0	0	0	0	0	0.0000	0	0	0	0.0000	0	0.0000	0	0.0000	0	0.0000	0
Sub Total (A)(2)	0	0	0	0	0	0.0000	0	0	0	0.0000	0	0.0000	0	0.0000	0	0.0000	0
Total Shareholding Of Promoter And Promoter Group (A)= (A)(1)+(A)(2)	7	10000	0	0	6	0.0600	10000	0	10000	100.0000	0	0.0600	0	0.0000	0	0.0000	10000

Details of Shares which remain unclaimed may be given here along with details such as number of shareholders, outstanding shares held in demat/unclaimed suspense account, voting rights which are frozen etc.

Note:

(1) PAN would not be displayed on website of Stock Exchange(s).

(2) The term "Encumbrance" has the same meaning as assigned under regulation 28(3) of SEBI (Substantial Acquisition of Shares and Takeovers) Regulations, 2011.

For Chirag Operating Lease Co. Private Limited

Authorised Signatory / Director



Table III - Statement showing shareholding pattern of the Public shareholder																	
Sl.No.	Category & Name of the shareholders	No. of shareholder s	No. of fully paid up equity shares held	Partly paid-up equity shares held	No. of shares underlying Depository Receipts	Total nos. shares held	Shareholding % calculated as per SCOR, 1957 As a % of (A+B+C)	Number of Voting Rights held in each class of securities			No. of Shares Underlying Outstanding convertible securities (including Warrants)	Shareholding, as a % assuming full conversion of convertible securities (as a percentage of diluted share capital)	Number of Locked in shares		Number of Shares pledged or otherwise encumbered	Number of equity shares held in dematerialised form	
								No of Voting Rights			Total as a % of (A+B+C)		No. (x)	As a % of total Shares held (H)	No. (x)	As a % of total Shares held (H)	
								Class as per X	Class as per Y	Total							
	(I)	(II)	(IV)	(V)	(VI)	(VII) = (IV)+(V)+(VI)	(VIII) As a % of (A+B+C)	(IX)			(X)	(XI) = (VII)+(X) As a % of (A+B+C)	(XII)	(XIII)	(XIV)	(XV)	(XVI)
1	Institutions																
(a)	Mutual Fund	0	0	0	0	0	0.000	0	0	0	0.000	0	0.000	0	0.000	NA	0
(b)	Venture Capital Funds	0	0	0	0	0	0.000	0	0	0	0.000	0	0.000	0	0.000	NA	0
(c)	Alternative Investment Funds	0	0	0	0	0	0.000	0	0	0	0.000	0	0.000	0	0.000	NA	0
(d)	Foreign Venture Capital Investors	0	0	0	0	0	0.000	0	0	0	0.000	0	0.000	0	0.000	NA	0
(e)	Foreign Portfolio Investor	0	0	0	0	0	0.000	0	0	0	0.000	0	0.000	0	0.000	NA	0
(f)	Insurance Companies / Banks	0	0	0	0	0	0.000	0	0	0	0.000	0	0.000	0	0.000	NA	0
(g)	Insurance Companies	0	0	0	0	0	0.000	0	0	0	0.000	0	0.000	0	0.000	NA	0
(h)	Provident Funds / Pension Funds	0	0	0	0	0	0.000	0	0	0	0.000	0	0.000	0	0.000	NA	0
(i)	Any Other (Specify)	0	0	0	0	0	0.000	0	0	0	0.000	0	0.000	0	0.000	NA	0
	Sub Total (XII)	0	0	0	0	0	0.000	0	0	0	0.000	0	0.000	0	0.000	NA	0
2	Central Government/ State Government(s)/																
(a)	President of India	0	0	0	0	0	0.000	0	0	0	0.000	0	0.000	0	0.000	NA	0
	Sub Total (XIII)	0	0	0	0	0	0.000	0	0	0	0.000	0	0.000	0	0.000	NA	0
3	Non-Institutions																
(a)	Individuals																
(i)	Individual shareholders holding nominal share capital up to Rs. 2 lakhs.	0	0	0	0	0	0.000	0	0	0	0.000	0	0.000	0	0.000	NA	0
(ii)	Individual shareholders holding nominal share capital in excess of Rs. 2 lakhs.	0	0	0	0	0	0.000	0	0	0	0.000	0	0.000	0	0.000	NA	0
(b)	HUFs registered with RBI	0	0	0	0	0	0.000	0	0	0	0.000	0	0.000	0	0.000	NA	0
(c)	Employee Trusts	0	0	0	0	0	0.000	0	0	0	0.000	0	0.000	0	0.000	NA	0
(d)	Overseas Depositories (holding DRs) (balancing figure)	0	0	0	0	0	0.000	0	0	0	0.000	0	0.000	0	0.000	NA	0
(e)	Any Other (Specify)	0	0	0	0	0	0.000	0	0	0	0.000	0	0.000	0	0.000	NA	0
	Trusts	0	0	0	0	0	0.000	0	0	0	0.000	0	0.000	0	0.000	NA	0
	Foreign Nationals	0	0	0	0	0	0.000	0	0	0	0.000	0	0.000	0	0.000	NA	0
	Hindu Undivided Family	0	0	0	0	0	0.000	0	0	0	0.000	0	0.000	0	0.000	NA	0
	Non Resident Indians (from Repat)	0	0	0	0	0	0.000	0	0	0	0.000	0	0.000	0	0.000	NA	0
	Non Resident Indians (Repatriate)	0	0	0	0	0	0.000	0	0	0	0.000	0	0.000	0	0.000	NA	0
	Clearing Member	0	0	0	0	0	0.000	0	0	0	0.000	0	0.000	0	0.000	NA	0
	Broker Corporate	0	0	0	0	0	0.000	0	0	0	0.000	0	0.000	0	0.000	NA	0
	Directors and Directors' Relatives	0	0	0	0	0	0.000	0	0	0	0.000	0	0.000	0	0.000	NA	0
	Sub Total (XIV)	0	0	0	0	0	0.000	0	0	0	0.000	0	0.000	0	0.000	NA	0
	Total Public Shareholding (XII + XIII + XIV)	0	0	0	0	0	0.000	0	0	0	0.000	0	0.000	0	0.000	NA	0

Details of the shareholders acting in Concert including their Shareholding (No. and %):

Name of Public Shareholder	% holding

Details of Shares which remain unclaimed may be given here along with details such as number of shareholders, outstanding shares held in demat/unclaimed suspense account, voting rights which are frozen etc.

No. of shareholders
0

Notes:

- PAN would not be displayed on website of Stock Exchange(s).
- The above format needs to be disclosed along with the name of following persons/institutions holding more than 1% of total number of shares.
- W.r.t. the information pertaining to Depository Receipts, the same may be disclosed in the respective column to the extent information available and the balance to be disclosed as held by custodian.

For Chirag Operating Lease Co. Private Limited

Dooreh Kumar
Authorised Signatory / Director



Chirag Operating Lease Co. Private Limited

Table IV - Statement showing shareholding pattern of the Non Promoter- Non Public shareholder

	Category & Name of the shareholders	Nos. of shareholders	No. of fully paid up equity shares held	Partly paid-up equity shares held	No. of shares underlying Depository Receipts	Total nos. shares held	Shareholding % calculated as per SCRR, 1957 As a % of (A+B+C2)	Number of Voting Rights held in each class of securities				No. of Shares Underlying Outstanding convertible securities (including Warrants)	Shareholding as a % assuming full conversion of convertible securities (as a percentage of diluted share capital)	Number of Locked in shares		Number of Shares pledged or otherwise encumbered		Number of equity shares held in dematerialised form	
								No of Voting Rights			Total as a % of (A+B+C)			No. (a)	As a % of total Shares held(b)	No. (a)	As a % of total Shares held(b)		
								Class eg: X	Class eg: y	Total									
	(i)	(ii)	(iv)	(v)	(vi)	(vii) = (iv)+(v)+(vi)	(viii) As a % of (A+B+C2)	(ix)				(x)	(xi) = (vii)+(x) As a % of (A+B+C2)	(xii)		(xiii)		(xiv)	
1	Custodian/DR Holder	0	0	0	0	0	0	0	0	0	0	0	0	0	0	0	0	0	
2	Employee Benefit Trust (under SEBI (Share based Employee Benefit) Regulations, 2014)	0	0	0	0	0	0.0000	0	0	0	0	0	0	0	0	0	0	0	
	Total Non-Promoter- Non Public Shareholding (C)= (C1)+(C2)	0	0	0	0	0	0	0	0	0	0	0	0	0	0	0	0	0	

Note :

(1) PAN would not be displayed on website of Stock Exchange(s).

(2) The above format needs to disclose name of all holders holding more than 1% of total number of shares

(3) W.r.t. the information pertaining to Depository Receipts, the same may be disclosed in the respective columns to the extent information available and the balance to be disclosed as held by custodian.

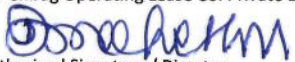
For Chirag Operating Lease Co. Private Limited

[Signature]
Authorised Signatory / Director



Sr. No.	Details of the SBO				Details of the registered owner				Details of holding/ exercise of right of the SBO in the					Date of creation / acquisition of significant beneficial interest
	Name	Passport No. in case of a foreign national	Nationality	Nationality (Applicable in case of Any other is selected)	Name	Passport No. in case of a foreign national	Nationality	Nationality (Applicable in case of Any other is selected)	Whether by virtue of:					
									Shares	Voting rights	Rights on distributable dividend or any other distribution	Exercise of control	Exercise of significant influence	
1	Kishore Biyani		Indian				Indian		0			No	Yes	29/08/2020

For Chirag Operating Lease Co. Private Limited


Authorized Signatory / Director



Pre-Merger Shareholding Pattern

Shareholding Pattern under Regulation 31 of SEBI (Listing Obligations and Disclosure Requirements) Regulations, 2015		
1	Name of Entity: Hare Krishna Operating Lease Private Limited	
2	Scrip Code/Name of Scrip/Class of Security: Equity Shares	
3	Share Holding Pattern Filed under: Reg. 31(1)(a)/Reg. 31(1)(b)/Reg.31(1)(c)	
a.	If under 31(1)(b) then indicate the report for Quarter ending	29-Aug-20
b.	If under 31(1)(c) then indicate date of allotment/extinguishment	
4	Declaration: The Listed entity is required to submit the following declaration to the extent of submission of information:-	

Sl. No.	Particulars	Yes*	No*
1	Whether the Listed Entity has issued any partly paid up shares?		No
2	Whether the Listed Entity has issued any Convertible Securities or Warrants?		No
3	Whether the Listed Entity has any shares against which depository receipts are issued?		No
4	Whether the Listed Entity has any shares in locked-in?		No
5	Whether any shares held by promoters are pledge or otherwise encumbered?		No
6	Whether Company has equity shares with differential voting rights?		No
7	Whether Listed Entity has any significant beneficial owner?		No

NOTE: Post merger shareholding pattern is not applicable as the company will be merged with Future Enterprises Limited

* If the Listed Entity selects the option 'No' for the questions above, the columns for the partly paid up shares, Outstanding Convertible Securities/Warrants, depository receipts, locked-in shares, No of shares pledged or otherwise encumbered by promoters, as applicable, shall not be displayed at the time of dissemination on the Stock Exchange website. Also wherever there is 'No' declared by Listed Entity in above table the values will be considered as 'Zero' by default on submission of the format of holding of specified securities.

For Hare Krishna Operating Lease Private Limited


Authorised Signatory / Director



Hare Krishna Operating Lease Private Limited

Table I - Summary Statement holding of specified securities

Category	Category of shareholder	Number of shares held (a)	No. of fully paid up equity shares held (b)	No. of Partly paid-up equity shares held (c)	No. of shares underlying Depository Receipts (d)	Total nos. shares held (e) = (b)+(c)+(d)	Shareholding as a % of total no. of shares (calculated as per SCRA, 1957) (f) = (e)/(A+B+C2)	Number of Voting Rights held in each class of securities			No. of Shares Underlying Outstanding convertible securities (including Warrants) (g)	Shareholding, as a % assuming full conversion of convertible securities (as a percentage of diluted share capital) (h) = (f)+(g)/(A+B+C2)	Number of Locked in shares		Number of Shares pledged or otherwise encumbered		Number of equity shares held in dematerialised form (i)	
								No of Voting Rights					Total as a % of (A+B+C) (j) = (f)+(g)/(A+B+C2)	No. (a)	As a % of total Shares held (b)	No. (a)		As a % of total Shares held (b)
								Class eg: X	Class eg: Y	Total								
(I)	(II)	(III)	(IV)	(V)	(VI)	(VII) = (IV)+(V)+(VI)	(VIII) As a % of (A+B+C2)	(IX)			(X)	(XI) = (VII)+(X) As a % of (A+B+C2)	(XII)		(XIII)		(XIV)	
(A)	Promoter & Promoter Group	7	10000	0	0	10000	100.0000	10000	0	10000	100.0000	0	100.0000	0	0.0000	0	0.0000	0
(B)	Public	0	0	0	0	0	0.0000	0	0	0	0.0000	0	0.0000	0	0.0000	0	0.0000	0
(C)	Non Promoter - Non Public	0	0	0	0	0	0.0000	0	0	0	0.0000	0	0.0000	0	0.0000	0	0.0000	0
(C1)	Shares Underlying DRs	0	0	0	0	0	0.0000	0	0	0	0.0000	0	0.0000	0	0.0000	0	0.0000	0
(C2)	Shares Held By Employee Trust	0	0	0	0	0	0.0000	0	0	0	0.0000	0	0.0000	0	0.0000	0	0.0000	0
Total		7	10000	0	0	10000	100.0000	10000	0	10000	100.0000	0	100.0000	0	0.0000	0	0.0000	0

For Hare Krishna Operating Lease Private Limited


Authorised Signatory / Director



Hare Krishna Operating Lease Private Limited

Table II - Statement showing shareholding pattern of the Promoter and Promoter Group

Category & Name of the shareholders	Nos. of shareho lders	No. of fully paid up equity shares held	Partly paid-up equity shares held	No. of shares underlying Depository Receipts	Total nos. shares held	Shareholding % calculated as per SCRR, 1957 As a % of (A+B+C2)	Number of Voting Rights held in each class of securities			No. of Shares Underlying Outstanding convertible securities (Including Warrants)	Shareholding, as a % assuming full conversion of convertible securities (as a percentage of diluted share capital)	Number of Locked in shares		Number of Shares pledged or otherwise encumbered**		Number of equity shares held in dematerialised form	
							No of Voting Rights					Total as a % of (A+B+C)	No. (a)	As a % of total Shares held (b)	No. (a)		As a % of total Shares held (b)
							Class eq: X	Class eq: Y	Total								
(i)	(ii)	(iv)	(v)	(vi)	(vii) = (iv)+(v)+(vi)	(vii) As a % of (A+B+C2)	(ix)			(x)	(xi) = (vii)+(x) As a % of (A+B+C2)	(xii)		(xiii)		(xiv)	
1 Indian																	
(a) Individuals / Hindu Undivided Family	6	6	0	0	6	0.0600	6	0	6	0.0600	0	0	0.0000	0	0.0000	0	
Chandra Prakash Toshniwal	1	1	0	0	1	0.0100	1	0	1	0.0100	0	0	0.0000	0	0.0000	0	
Dinesh Maheshwari	1	1	0	0	1	0.0100	1	0	1	0.0100	0	0	0.0000	0	0.0000	0	
Sanjay Ramprasad Rathi	1	1	0	0	1	0.0100	1	0	1	0.0100	0	0	0.0000	0	0.0000	0	
Deepak Navinchandra Tanna	1	1	0	0	1	0.0100	1	0	1	0.0100	0	0	0.0000	0	0.0000	0	
Virendra Mansukhlal Samani	1	1	0	0	1	0.0100	1	0	1	0.0100	0	0	0.0000	0	0.0000	0	
Vimal K Dhruve	1	1	0	0	1	0.0100	1	0	1	0.0100	0	0	0.0000	0	0.0000	0	
(b) Central Government / State Government(s)	0	0	0	0	0	0.0000	0	0	0	0.0000	0	0	0.0000	0	0.0000	0	
(c) Financial Institutions / Banks	0	0	0	0	0	0.0000	0	0	0	0.0000	0	0	0.0000	0	0.0000	0	
(d) Any Other (Specify)											0	0	0.0000	0	0.0000	0	
Bodies Corporate	1	9994	0	0	9994	99.9400	9994	0	9994	99.9400	0.0000	0	0.0000	0	0.0000	0	
Futurebazaar India Limited	1	9994	0	0	0	0.0000	0	0	0	0.0000	0	0	0.0000	0	0.0000	0	
Sub Total (A)(1)	7	10000	0	0	10000	100.0000	10000	0	10000	100.0000	0	0	0.0000	0	0.0000	0	
2 Foreign																	
Individuals (Non-Resident Individuals / Foreign Individuals)	0	0	0	0	0	0.0000	0	0	0	0.0000	0	0	0.0000	0	0.0000	0	
(b) Government	0	0	0	0	0	0.0000	0	0	0	0.0000	0	0	0.0000	0	0.0000	0	
(c) Institutions	0	0	0	0	0	0.0000	0	0	0	0.0000	0	0	0.0000	0	0.0000	0	
(d) Foreign Portfolio Investor	0	0	0	0	0	0.0000	0	0	0	0.0000	0	0	0.0000	0	0.0000	0	
(e) Any Other (Specify)	0	0	0	0	0	0.0000	0	0	0	0.0000	0	0	0.0000	0	0.0000	0	
Sub Total (A)(2)	0	0	0	0	0	0.0000	0	0	0	0.0000	0	0	0.0000	0	0.0000	0	
Total Shareholding Of Promoter And Promoter Group (A) = (A)(1)+(A)(2)	7	10000	0	0	10000	100.0000	10000	0	10000	100.0000	0	0	0.0000	0	0.0000	0	

Details of Shares which remain unclaimed may be given here along with details such as number of shareholders, outstanding shares held in demat/unclaimed suspense account, voting rights which are frozen etc.

Note:

(1) PAN would not be displayed on website of Stock Exchange(s).

(2) The term "Encumbrance" has the same meaning as assigned under regulation 28(3) of SEBI (Substantial Acquisition of Shares and Takeovers) Regulations, 2011.

For Hare Krishna Operating Lease Private Limited


Authorised Signatory / Director



Table III - Statement showing shareholding pattern of the Public shareholder																		
Sl.No.	Category & Name of the shareholders	Nos. of shareholder (A)	Nos. of fully paid up equity shares held (B)	Partly paid-up equity shares held (C)	Nos. of shares underlying Depository Receipts (D)	Total nos. shares held (E) = (B)+(C)+(D)	Shareholding % calculated as per SCRA, 1957 As a % of (A+B+C) (F) [(E)/(A+B+C)]	Number of Voting Rights held in each class of securities			No. of Shares Underlying Outstanding & convertible securities (including Warrants)	Shareholding, as a % assuming full conversion of convertible securities (as a percentage of diluted share capital) (X) [(Y1)+(Y2) As a % of (A+B+C)]	Number of Locked in shares		Number of Shares pledged or otherwise encumbered		Number of equity shares held in dematerialized form (Z)	
								No. of Voting Rights					Total as a % of (A+B+C) (Y)	No. (x)	As a % of total Shares held (y)	No. (y)		As a % of total Shares held (y)
								Class as per X	Class as per Y	Total								
	(I)	(II)	(III)	(IV)	(V)	(VI) = (IV)+(V)+(VI)	(VII) As a % of (A+B+C)	(IX)			(X)	(XI)	(XII)	(XIII)	(XIV)			
1	Institutions																	
(a)	Mutual Fund	0	0	0	0	0	0.000	0	0	0	0.000	0	0.000	0	0.000	NA	0	
(b)	Venture Capital Funds	0	0	0	0	0	0.000	0	0	0	0.000	0	0.000	0	0.000	NA	0	
(c)	Alternative Investment Funds	0	0	0	0	0	0.000	0	0	0	0.000	0	0.000	0	0.000	NA	0	
(d)	Foreign Venture Capital Investors	0	0	0	0	0	0.000	0	0	0	0.000	0	0.000	0	0.000	NA	0	
(e)	Foreign Portfolio Investor	0	0	0	0	0	0.000	0	0	0	0.000	0	0.000	0	0.000	NA	0	
(f)	Foreign Institutional Investor / Banks	0	0	0	0	0	0.000	0	0	0	0.000	0	0.000	0	0.000	NA	0	
(g)	Insurance Companies	0	0	0	0	0	0.000	0	0	0	0.000	0	0.000	0	0.000	NA	0	
(h)	Pension Funds/ Foreign Funds	0	0	0	0	0	0.000	0	0	0	0.000	0	0.000	0	0.000	NA	0	
(i)	Any Other (Specify)	0	0	0	0	0	0.000	0	0	0	0.000	0	0.000	0	0.000	NA	0	
	Sub Total (1a-i)	0	0	0	0	0	0.000	0	0	0	0.000	0	0.000	0	0.000	NA	0	
2	Central Government/ State Government(s)/ President of India	0	0	0	0	0	0.000	0	0	0	0.000	0	0.000	0	0.000	NA	0	
	Sub Total (2a)	0	0	0	0	0	0.000	0	0	0	0.000	0	0.000	0	0.000	NA	0	
3	Non-Institutions	0	0	0	0	0	0.000	0	0	0	0.000	0	0.000	0	0.000	NA	0	
(a)	Individuals	0	0	0	0	0	0.000	0	0	0	0.000	0	0.000	0	0.000	NA	0	
	i. Individual shareholders holding nominal share capital up to Rs. 2 lakhs	0	0	0	0	0	0.000	0	0	0	0.000	0	0.000	0	0.000	NA	0	
	ii. Individual shareholders holding nominal share capital in excess of Rs. 2 lakhs	0	0	0	0	0	0.000	0	0	0	0.000	0	0.000	0	0.000	NA	0	
(b)	NRFCs registered with RBI	0	0	0	0	0	0.000	0	0	0	0.000	0	0.000	0	0.000	NA	0	
(c)	Employee Trusts	0	0	0	0	0	0.000	0	0	0	0.000	0	0.000	0	0.000	NA	0	
(d)	Overseas Depositories(holding DRs) (Banking figure)	0	0	0	0	0	0.000	0	0	0	0.000	0	0.000	0	0.000	NA	0	
(e)	Any Other (Specify)	0	0	0	0	0	0.000	0	0	0	0.000	0	0.000	0	0.000	NA	0	
	Trusts	0	0	0	0	0	0.000	0	0	0	0.000	0	0.000	0	0.000	NA	0	
	Foreign Nationals	0	0	0	0	0	0.000	0	0	0	0.000	0	0.000	0	0.000	NA	0	
	Hindu Undivided Family	0	0	0	0	0	0.000	0	0	0	0.000	0	0.000	0	0.000	NA	0	
	Non Resident Indians (Non Repatriate)	0	0	0	0	0	0.000	0	0	0	0.000	0	0.000	0	0.000	NA	0	
	Non Resident Indians (Repatriate)	0	0	0	0	0	0.000	0	0	0	0.000	0	0.000	0	0.000	NA	0	
	Co-sponsor Member	0	0	0	0	0	0.000	0	0	0	0.000	0	0.000	0	0.000	NA	0	
	Reserve Corporation	0	0	0	0	0	0.000	0	0	0	0.000	0	0.000	0	0.000	NA	0	
	Dividends and Dividend Related	0	0	0	0	0	0.000	0	0	0	0.000	0	0.000	0	0.000	NA	0	
	Sub Total (3a-e)	0	0	0	0	0	0.000	0	0	0	0.000	0	0.000	0	0.000	NA	0	
Total Public Shareholding [(1a-i)+(2a)+(3a-e)]		0	0	0	0	0	0.000	0	0	0	0.000	0	0.000	0	0.000	NA	0	

Details of the shareholders acting as persons in Concert including their Shareholding (No. and %):

Name of Public Shareholder: % holding

Details of Shares which remain unclaimed may be given here along with details such as number of shareholders, outstanding shares held in demat/unclaimed suspense account, voting rights which are frozen etc.

No. of shareholders

Notes:

1. PAN would not be displayed on website of Stock Exchange(s).
2. The above format needs to be disclosed along with the name of following persons/institutions/Non institutions holding more than 1% of total number of shares.
3. Where the information pertaining to Depository Receipts, the same may be disclosed in the respective columns to the extent information available and the balance to be disclosed as held by custodian.

For Hare Krishna Operating Lease Private Limited

Authorised Signatory / Director



Hare Krishna Operating Lease Private Limited

Table IV - Statement showing shareholding pattern of the Non Promoter- Non Public shareholder

Category & Name of the shareholders	Nos. of sharehold-ers	No. of fully paid up equity shares held	Partly paid-up equity shares held	No. of shares underlyin- g Depositor y Receipts	Total nos. shares held	Shareholding % calculated as per SCRR, 1957 As a % of (A+B+C2)	Number of Voting Rights held in each class of securities			No. of Shares Underlying Outstanding convertible securities (including Warrants)	Shareholding as a % assuming full conversion of convertible securities (as a percentage of diluted share capital)	Number of Locked in shares		Number of Shares pledged or otherwise encumbered		Number of equity shares held in dematerialised form	
							No of Voting Rights					Total as a % of (A+B+C)	No. (a)	As a % of total Shares held(b)	No. (a)		As a % of total Shares held(b)
							Class eg: X	Class eg: y	Total								
(i)	(iii)	(iv)	(v)	(vi)	(vii) = (iv)+(v)+(vi)	(viii) As a % of (A+B+C2)	(ix)			(x)	(xi) = (vi)+(x) As a % of (A+B+C2)	(xii)		(xiii)		(xiv)	
1 Custodian/DR Holder	0	0	0	0	0	0	0	0	0	0	0	0	0	0	0	0	
Employee Benefit Trust (under SEBI (Share based Employee Benefit) Regulations, 2014)	0	0	0	0	0	0.0000	0	0	0	0	0	0	0	0	0	0	
Total Non-Promoter- Non Public Shareholding (C)= [(C)(1)+(C)(2)]	0	0	0	0	0	0	0	0	0	0	0	0	0	0	0	0	

Note:

(1) PAN would not be displayed on website of Stock Exchange(s).

(2) The above format needs to disclose name of all holders holding more than 1% of total number of shares

(3) W.r.t. the information pertaining to Depository Receipts, the same may be disclosed in the respective columns to the extent information available and the balance to be disclosed as held by custodian.

For Hare Krishna Operating Lease Private Limited

Authorised Signatory / Director



Sr. No.	Details of the SBO				Details of the registered owner				Details of holding/ exercise of right of the SBO in the					Date of creation / acquisition of significant beneficial interest
	Name	Passport No. in case of a foreign national	Nationality	Nationality (Applicable in case of Any other is selected)	Name	Passport No. in case of a foreign national	Nationality	Nationality (Applicable in case of Any other is selected)	Whether by virtue of:					
									Shares	Voting rights	Rights on distributab le dividend or any other distributio n	Exercise of control	Exercise of significant influence	
1	Kishore Biyani		Indian				Indian		0			No	Yes	29/08/2020

For Hare Krishna Operating Lease Private Limited

Authorised Signatory / Director



Pre-Merger Shareholding Pattern

Shareholding Pattern under Regulation 31 of SEBI (Listing Obligations and Disclosure Requirements) Regulations, 2015		
1	Name of Entity: Nice Texcot Trading & Agency Private Limited	
2	Scrip Code/Name of Scrip/Class of Security: Equity shares	
3	Share Holding Pattern Filed under: Reg. 31(1)(a)/Reg. 31(1)(b)/Reg.31(1)(c)	
a.	If under 31(1)(b) then indicate the report for Quarter ending	29-Aug-20
b.	If under 31(1)(c) then indicate date of allotment/extinguishment	
4	Declaration: The Listed entity is required to submit the following declaration to the extent of submission of information:-	

Sl. No.	Particulars	Yes*	No*
1	Whether the Listed Entity has issued any partly paid up shares?		No
2	Whether the Listed Entity has issued any Convertible Securities or Warrants?		No
3	Whether the Listed Entity has any shares against which depository receipts are issued?		No
4	Whether the Listed Entity has any shares in locked-in?		No
5	Whether any shares held by promoters are pledged or otherwise encumbered?		No
6	Whether Company has equity shares with differential voting rights?		No
7	Whether Listed Entity has any significant beneficial owner?		No

NOTE: Post merger shareholding pattern is not applicable as the company will be merged with Future Enterprises Limited

* If the Listed Entity selects the option 'No' for the questions above, the columns for the partly paid up shares, Outstanding Convertible Securities/Warrants, depository receipts, locked-in shares, No of shares pledged or otherwise encumbered by promoters, as applicable, shall not be displayed at the time of dissemination on the Stock Exchange website. Also wherever there is 'No' declared by Listed Entity in above table the values will be considered as 'Zero' by default on submission of the format of holding of specified securities.

For Nice Texcot Trading & Agency Private Limited


Authorized Signatory / Director



Nice Texcot Trading & Agency Private Limited

Table I - Summary Statement holding of specified securities

Category	Category of shareholder	Number of shareholdings	No. of fully paid up equity shares held	No. of Partly paid-up equity shares held	No. of shares underlying Depository Receipts	Total nos. shares held	Shareholding as a % of total no. of shares (calculated as per SCRR, 1957)	Number of Voting Rights held in each class of securities			No. of Shares Underlying Outstanding convertible securities (including Warrants)	Shareholding, as a % assuming full conversion of convertible securities (as a percentage of diluted share capital)	Number of Locked in shares		Number of Shares pledged or otherwise encumbered		Number of equity shares held in dematerialised form	
								No of Voting Rights					Total as a % of (A+B+C)	No. (a)	As a % of total Shares held(b)	No. (x)		As a % of total Shares held(b)
								Class eg: X	Class eg: Y	Total								
(I)	(II)	(III)	(IV)	(V)	(VI)	(VII) = (IV)+(V)+(VI)	(VIII)As a % of (A+B+C2)	(IX)			(X)	(XI) = (VII)+(X) As a % of (A+B+C2)	(XII)		(XIII)		(XIV)	
(A)	Promoter & Promoter Group	7	10000	0	0	10000	100.0000	10000	0	10000	100.0000	0	100.0000	0	0.0000	0	0.0000	0
(B)	Public	0	0	0	0	0	0.0000	0	0	0	0.0000	0	0.0000	0	0.0000	0	0.0000	0
(C)	Non Promoter - Non Public	0	0	0	0	0	0.0000	0	0	0	0.0000	0	0.0000	0	0.0000	0	0.0000	0
(C1)	Shares Underlying DRs	0	0	0	0	0	0.0000	0	0	0	0.0000	0	0.0000	0	0.0000	0	0.00	0
(C2)	Shares Held By Employee Trust	0	0	0	0	0	0.0000	0	0	0	0.0000	0	0.0000	0	0.0000	0	0.00	0
	Total	7	10000	0	0	10000	100.0000	10000	0	10000	100.00	0	100.0000	0	0.0000	0	0.0000	0

For Nice Texcot Trading & Agency Private Limited

Dorabhai
Authorised Signatory / Director



Nice Texcot Trading & Agency Private Limited

Table II - Statement showing shareholding pattern of the Promoter and Promoter Group

Category & Name of the shareholders	Nos. of shareholders	No. of fully paid up equity shares held	Partly paid-up equity shares held	No. of shares underlying Depository Receipts	Total nos. shares held	Shareholding % calculated as per SCRR, 1957 As a % of (A+B+C)	Number of Voting Rights held in each class of securities				No. of Shares Underlying Outstanding convertible securities (including Warrants)	Shareholding, as a % assuming full conversion of convertible securities (as a percentage of diluted share capital)	Number of Locked in shares		Number of Shares pledged or ** otherwise encumbered		Number of equity shares held in dematerialised form
							No of Voting Rights			Total as a % of (A+B+C)			No. (a)	As a % of total Shares held (b)	No. (a)	As a % of total Shares held (b)	
							Class eg: X	Class eg: Y	Total								
(i)	(ii)	(iv)	(v)	(vi)	(vii) = (iv)+(v)+(vi)	(viii) As a % of (A+B+C2)	(ix)				(x)	(xi) = (vii)+(x) As a % of (A+B+C2)	(xii)		(xiii)		(xiv)
1 Indian																	
(a) Individuals / Hindu Undivided Family	6	6	0	0	6	0.0600	6	0	6	0.0600	0	0.0600	0	0.0000	0	0.0000	0
Chandra Prakash Toshniwal	1	1	0	0	1	0.0100	1	0	1	0.0100	0	0.0100	0	0.0000	0	0.0000	0
Dinesh Maheshwari	1	1	0	0	1	0.0100	1	0	1	0.0100	0	0.0100	0	0.0000	0	0.0000	0
Sanjay Ramprasad Rathi	1	1	0	0	1	0.0100	1	0	1	0.0100	0	0.0100	0	0.0000	0	0.0000	0
Deepak Navinchandra Tanna	1	1	0	0	1	0.0100	1	0	1	0.0100	0	0.0100	0	0.0000	0	0.0000	0
Virendra Mansukhlal Samani	1	1	0	0	1	0.0100	1	0	1	0.0100	0	0.0100	0	0.0000	0	0.0000	0
Vimal K Dharve	1	1	0	0	1	0.0100	1	0	1	0.0100	0	0.0100	0	0.0000	0	0.0000	0
(b) Central Government / State Government(s)	0	0	0	0	0	0.0000	0	0	0	0.0000	0	0.0000	0	0.0000	0	0.0000	0
(c) Financial institutions / Banks	0	0	0	0	0	0.0000	0	0	0	0.0000	0	0.0000	0	0.0000	0	0.0000	0
(d) Any Other (Specify)																	
Bodies Corporate	1	9994	0	0	0	0.0000	9994	0	9994	99.9400	0.0000	0.0000	0	0.0000	0	0.0000	9994
Futurebazaar India Limited	1	9994	0	0	0	0.0000	0	0	0	0.0000	0	0.0000	0	0.0000	0	0.0000	9994
Sub Total (A)(1)	7	10000	0	0	6	0.0600	10000	0	10000	100.0000	0	0.0600	0	0.0000	0	0.0000	9994
2 Foreign																	
Individuals (Non-Resident Individuals / Foreign Individuals)	0	0	0	0	0	0.0000	0	0	0	0.0000	0	0.0000	0	0.0000	0	0.0000	0
(b) Government	0	0	0	0	0	0.0000	0	0	0	0.0000	0	0.0000	0	0.0000	0	0.0000	0
(c) Institutions	0	0	0	0	0	0.0000	0	0	0	0.0000	0	0.0000	0	0.0000	0	0.0000	0
(d) Foreign Portfolio Investor	0	0	0	0	0	0.0000	0	0	0	0.0000	0	0.0000	0	0.0000	0	0.0000	0
(e) Any Other (Specify)	0	0	0	0	0	0.0000	0	0	0	0.0000	0	0.0000	0	0.0000	0	0.0000	0
Sub Total (A)(2)	0	0	0	0	0	0.0000	0	0	0	0.0000	0	0.0000	0	0.0000	0	0.0000	0
Total Shareholding Of Promoter And Promoter Group (A) = (A)(1)+(A)(2)	7	10000	0	0	6	0.0600	10000	0	10000	100.0000	0	0.0600	0	0.0000	0	0.0000	9994

Details of Shares which remains unclaimed may be given hear along with details such as number of shareholders, outstanding shares held in demat/unclaimed suspense account, voting rights which are frozen etc.

Note:
 [1] PAN would not be displayed on website of Stock Exchange(s).
 [2] The term 'Encumbrance' has the same meaning as assigned under regulation 28(3) of SEBI (Substantial Acquisition of Shares and Takeovers) Regulations, 2011.

For Nice Texcot Trading & Agency Private Limited

Dooreel Kumar
 Authorised Signatory / Director



Table III - Statement showing shareholding pattern of the Public shareholder

Sl.No.	Category & Name of the shareholders	Nos. of shares held	No. of Fully paid up equity shares held	Partly paid-up equity shares held	No. of shares underlying Depository Receipts	Total nos. shares held	Shareholding % calculated as per SCRR, 1957 As a % of (A+B+C2)	Number of Voting Rights held in each class of securities			No. of Shares Underlying Outstanding convertible securities (including Warrants)	Shareholding, as a % assuming full conversion of convertible securities (as a percentage of diluted share capital)	Number of Locked in shares		Number of Shares pledged or otherwise encumbered		Number of equity shares held in dematerialised form	
								No of Voting Rights					Total as a % of (A+B+C)	No. (a)	As a % of total Shares held (b)	No. (A)		As a % of total Shares held (b)
								Class eg: X	Class eg: Y	Total								
(1)	(2)	(3)	(4)	(5)	(6)	(7) = (3)+(4)+(5)	(8) As a % of (A+B+C2)	(9)			(10)	(11) = [(9)+(10)] As a % of (A+B+C2)	(12)	(13)	(14)	(15)		
1	Institutions																	
(a)	Mutual Fund	0	0	0	0	0	0.000	0	0	0	0.000	0	0.000	NA	NA		0	
(b)	Venture Capital Funds	0	0	0	0	0	0.000	0	0	0	0.000	0	0.000	NA	NA		0	
(c)	Alternative Investment Funds	0	0	0	0	0	0.000	0	0	0	0.000	0	0.000	NA	NA		0	
(d)	Foreign Venture Capital Investors	0	0	0	0	0	0.000	0	0	0	0.000	0	0.000	NA	NA		0	
(e)	Foreign Portfolio Investor	0	0	0	0	0	0.000	0	0	0	0.000	0	0.000	NA	NA		0	
(f)	Financial Institutions / Banks	0	0	0	0	0	0.000	0	0	0	0.000	0	0.000	NA	NA		0	
(g)	Insurance Companies	0	0	0	0	0	0.000	0	0	0	0.000	0	0.000	NA	NA		0	
(h)	Pension Funds/ Pension Funds	0	0	0	0	0	0.000	0	0	0	0.000	0	0.000	NA	NA		0	
(i)	Any Other (Specify)	0	0	0	0	0	0.000	0	0	0	0.000	0	0.000	NA	NA		0	
	Sub Total (S1)	0	0	0	0	0	0.000	0	0	0	0.000	0	0.000	NA	NA		0	
2	Central Government/ State Government(s)/ President of India	0	0	0	0	0	0.000	0	0	0	0.000	0	0.000	NA	NA		0	
	Sub Total (S2)	0	0	0	0	0	0.000	0	0	0	0.000	0	0.000	NA	NA		0	
3	Non-Institutions	0	0	0	0	0	0.000	0	0	0	0.000	0	0.000	NA	NA		0	
(a)	Individuals	0	0	0	0	0	0.000	0	0	0	0.000	0	0.000	NA	NA		0	
	% Individual shareholders holding nominal share capital up to Rs. 2 lakhs	0	0	0	0	0	0.000	0	0	0	0.000	0	0.000	NA	NA		0	
	% Individual shareholders holding nominal share capital in excess of Rs. 2 lakhs	0	0	0	0	0	0.000	0	0	0	0.000	0	0.000	NA	NA		0	
(b)	Hindu Undivided Family	0	0	0	0	0	0.000	0	0	0	0.000	0	0.000	NA	NA		0	
(c)	Employee Trusts	0	0	0	0	0	0.000	0	0	0	0.000	0	0.000	NA	NA		0	
(d)	Overseas Depositories/holding DMs (Relating figure)	0	0	0	0	0	0.000	0	0	0	0.000	0	0.000	NA	NA		0	
(e)	Any Other (Specify)	0	0	0	0	0	0.000	0	0	0	0.000	0	0.000	NA	NA		0	
	Trusts	0	0	0	0	0	0.000	0	0	0	0.000	0	0.000	NA	NA		0	
	Foreign Nationals	0	0	0	0	0	0.000	0	0	0	0.000	0	0.000	NA	NA		0	
	Hindu Undivided Family	0	0	0	0	0	0.000	0	0	0	0.000	0	0.000	NA	NA		0	
	Non Resident Indians (Non Repatriation)	0	0	0	0	0	0.000	0	0	0	0.000	0	0.000	NA	NA		0	
	Non Resident Indians (Repatriation)	0	0	0	0	0	0.000	0	0	0	0.000	0	0.000	NA	NA		0	
	Clearing Member	0	0	0	0	0	0.000	0	0	0	0.000	0	0.000	NA	NA		0	
	Andres Corporate	0	0	0	0	0	0.000	0	0	0	0.000	0	0.000	NA	NA		0	
	Directors and Directors' Relatives	0	0	0	0	0	0.000	0	0	0	0.000	0	0.000	NA	NA		0	
	Sub Total (S3)	0	0	0	0	0	0.000	0	0	0	0.000	0	0.000	NA	NA		0	
	Total Public Shareholding (S1 + S2 + S3) = (S1+S2+S3)	0	0	0	0	0	0.000	0	0	0	0.000	0	0.000	NA	NA		0	

Details of the shareholders acting in concert including their Shareholding (No. and %):

Name of Public Shareholder	% holding
	0

Details of Shares which remain unclaimed may be given here along with details such as number of shareholders, outstanding shares held in demat/unclaimed suspense account, voting rights which are frozen etc.

No. of shareholders
0

Notes:

- PAN would not be displayed on website of Stock Exchange(s).
- The above format needs to be disclosed along with the name of following persons/institutions/Non institutions holding more than 1% of total number of shares
- W.r.t. the information pertaining to Depository Receipts, the same may be disclosed in the respective column to the extent information available and the balance to be disclosed as held by custodian.

For Nice Texcot Trading & Agency Private Limited

Dorabekum
Authorised Signatory / Director



Nice Texcot Trading & Agency Private Limited

Table IV - Statement showing shareholding pattern of the Non Promoter- Non Public shareholder

Category & Name of the shareholders	Nos. of shareholders	No. of fully paid up equity shares held	Partly paid-up equity shares held	No. of shares underlying Depository Receipts	Total nos. shares held	Shareholding % calculated as per SCRR, 1957 As a % of (A+B+C2)	Number of Voting Rights held in each class of securities			No. of Shares Underlying Outstanding convertible securities (including Warrants)	Shareholding % as a % assuming full conversion of convertible securities (as a percentage of diluted share capital)	Number of Locked in shares		Number of Shares pledged or otherwise encumbered		Number of equity shares held in dematerialised form	
							No of Voting Rights					Total as a % of (A+B+C)	No. (a)	As a % of total Shares held(b)	No. (a)		As a % of total Shares held(b)
Class eg: X	Class eg: y	Total															
	(i)	(ii)	(iii)	(iv)	(v)	(vi) = (iv)+(v)+(vi)			(ix)	(x)	(xi) = (vii)+(x) As a % of (A+B+C2)	(xii)		(xiii)		(xiv)	
1	Custodian/DR Holder	0	0	0	0	0	0	0	0	0	0	0	0	0	0	0	
2	Employee Benefit Trust (under SEBI (Share based Employee Benefit) Regulations, 2014)	0	0	0	0	0.0000	0	0	0	0	0	0	0	0	0	0	
	Total Non-Promoter- Non Public Shareholding (C):- (C)(1)-(C)(2)	0	0	0	0	0	0	0	0	0	0	0	0	0	0	0	


Note :

(1) PAN would not be displayed on website of Stock Exchange(s).

(2) The above format needs to disclose name of all holders holding more than 1% of total number of shares

(3) W.r.t. the information pertaining to Depository Receipts, the same may be disclosed in the respective columns to the extent information available and the balance to be disclosed as held by custodian.

For Nice Texcot Trading & Agency Private Limited


Authorised Signatory / Director



Sr. No.	Details of the SBO				Details of the registered owner				Details of holding/ exercise of right of the SBO in the					Date of creation / acquisition of significant beneficial interest
	Name	Passport No. in case of a foreign national	Nationality	Nationality (Applicable in case of Any other is selected)	Name	Passport No. in case of a foreign national	Nationality	Nationality (Applicable in case of Any other is selected)	Shares	Voting rights	Rights on distributable dividend or any other distribution	Exercise of control	Exercise of significant influence	
1	Kishore Biyani		Indian				Indian		0			No	Yes	29/08/2020

For Nice Texcot Trading & Agency Private Limited


Authorised Signatory / Director



Pre-Merger Shareholding Pattern

Shareholding Pattern under Regulation 31 of SEBI (Listing Obligations and Disclosure Requirements) Regulations, 2015		
1	Name of Listed Entity: Nishta Mall Management Company Private Limited	
2	Scrip Code/Name of Scrip/Class of Security: Equity shares	
3	Share Holding Pattern Filed under: Reg. 31(1)(a)/Reg. 31(1)(b)/Reg.31(1)(c)	
a.	If under 31(1)(b) then indicate the report for Quarter ending	29-Aug-20
b.	If under 31(1)(c) then indicate date of allotment/extinguishment	
4	Declaration: The Listed entity is required to submit the following declaration to the extent of submission of information:-	

Sl. No.	Particulars	Yes*	No*
1	Whether the Listed Entity has issued any partly paid up shares?		No
2	Whether the Listed Entity has issued any Convertible Securities or Warrants?		No
3	Whether the Listed Entity has any shares against which depository receipts are issued?		No
4	Whether the Listed Entity has any shares in locked-in?		No
5	Whether any shares held by promoters are pledge or otherwise encumbered?		No
6	Whether Company has equity shares with differential voting rights?		No
7	Whether Listed Entity has any significant beneficial owner?		No

NOTE: Post merger shareholding pattern is not applicable as the company will be merged with Future Enterprises Limited

* If the Listed Entity selects the option 'No' for the questions above, the columns for the partly paid up shares, Outstanding Convertible Securities/Warrants, depository receipts, locked-in shares, No of shares pledged or otherwise encumbered by promoters, as applicable, shall not be displayed at the time of dissemination on the Stock Exchange website. Also wherever there is 'No' declared by Listed Entity in above table the values will be considered as 'Zero' by default on submission of the format of holding of specified securities.

For Nishta Mall Management Company Private Limited



(Signature)

Director/Authorised Signatory

Nishta Mall Management Company Private Limited

Table 1 - Summary Statement holding of specified securities

Category	Category of shareholder	Number of shareholders	No. of fully paid up equity shares held	No. of Partly paid-up equity shares held	No. of shares underlying Depository Receipts	Total nos. shares held	Shareholding as a % of total no. of shares (calculated as per SCRR, 1957)	Number of Voting Rights held in each class of securities			No. of Shares Underlying Outstanding convertible securities (including Warrants)	Shareholding, as a % assuming full conversion of convertible securities (as a percentage of diluted share capital)	Number of Locked in shares		Number of Shares pledged or otherwise encumbered		Number of equity shares held in dematerialised form	
								No of Voting Rights					Total as a % of (A+B+C)	No. (a)	As a % of total Shares held (b)	No. (a)		As a % of total Shares held (b)
								Class eg: X	Class eg: Y	Total								
(I)	(II)	(III)	(IV)	(V)	(VI)	(VII) = (IV)+(V)+(VI)	(VIII) As a % of (A+B+C2)	(IX)			(X)	(XI) = (VII)+(X) As a % of (A+B+C2)	(XII)		(XIII)		(XIV)	
(A)	Promoter & Promoter Group	7	417919	0	0	417919	100.0000	417919	0	417919	100.0000	0	100.0000	0	0.0000	0	0.0000	417919
(B)	Public	0	0	0	0	0	0.0000	0	0	0	0.0000	0	0.0000	0	0.0000	0	0.0000	0
(C)	Non Promoter - Non Public	0	0	0	0	0	0.0000	0	0	0	0.0000	0	0.0000	0	0.0000	0	0.0000	0
(C1)	Shares Underlying DRs	0	0	0	0	0	0.0000	0	0	0	0.0000	0	0.0000	0	0.0000	0	0.0000	0
(C2)	Shares Held By Employee Trust	0	0	0	0	0	0.0000	0	0	0	0.0000	0	0.0000	0	0.0000	0	0.0000	0
	Total	7	417919	0	0	417919	100.0000	417919	0	417919	100.0000	0	100.0000	0	0.0000	0	0.0000	417919

For Nishta Mall Management Company Private Limited



Donabellur
Director/Authorised Signatory

Nishta Mail Management Company Private Limited

Table II - Statement showing shareholding pattern of the Promoter and Promoter Group

Category & Name of the shareholders		Nos. of shareholders	No. of fully paid up equity shares held	Partly paid-up equity shares held	No. of shares underlying Depository Receipts	Total nos. shares held	Shareholding % calculated as per SCRR, 1957 As a % of (A+B+C2)	Number of Voting Rights held in each class of securities			No. of Shares Underlying Outstanding convertible securities (including Warrants)	Shareholding, as a % assuming full conversion of convertible securities (as a percentage of diluted share capital)	Number of Locked in shares		Number of Shares pledged or otherwise encumbered **		Number of equity shares held in dematerialised form	
								No of Voting Rights										
								Class eg: X	Class eg: Y	Total	Total as a % of (A+B+C)		No. (a)	As a % of total Shares held(b)	No. (a)	As a % of total Shares held (b)		
(i)		(ii)	(iv)	(v)	(vi)	(vii) = (iv)+(v)+(vi)	(viii) As a % of (A+B+C2)	(ix)			(x)	(xi)- (vii)+(x) As a % of (A+B+C2)	(xii)		(xiii)		(xiv)	
1	Indian																	
(a)	Individuals / Hindu Undivided Family	6	6	0	0	6	0.0014	6	0	6	0.0014	0	0.0014	0	0.0000	0	0.0000	6
	Chandra Prakash Toshniwal	1	1	0	0	1	0.0002	1	0	1	0.0002	0	0.0002	0	0.0000	0	0.0000	1
	Dinesh Maheshwari	1	1	0	0	1	0.0002	1	0	1	0.0002	0	0.0002	0	0.0000	0	0.0000	1
	Sanjay Ramprasad Bhatti	1	1	0	0	1	0.0002	1	0	1	0.0002	0	0.0002	0	0.0000	0	0.0000	1
	Deepak Navinchandra Tanna	1	1	0	0	1	0.0002	1	0	1	0.0002	0	0.0002	0	0.0000	0	0.0000	1
	Virendra Mansukhlal Samani	1	1	0	0	1	0.0002	1	0	1	0.0002	0	0.0002	0	0.0000	0	0.0000	1
	Vinod K Dhruve	1	1	0	0	1	0.0002	1	0	1	0.0002	0	0.0002	0	0.0000	0	0.0000	1
(b)	Central Government / State Government(s)	0	0	0	0	0	0.0000	0	0	0	0.0000	0	0.0000	0	0.0000	0	0.0000	0
(c)	Financial Institutions / Banks	0	0	0	0	0	0.0000	0	0	0	0.0000	0	0.0000	0	0.0000	0	0.0000	0
(d)	Any Other (Specify)																	
	Bodies Corporate	1	417913	0	0	417913	99.9986	417913	0	417913	99.9986	0.0000	99.9986	0	0.0000	0	0.0000	417913
	Futurebazaar India Limited	1	417913	0	0	417913	99.9986	417913	0	417913	99.9986	0	99.9986	0	0.0000	0	0.0000	417913
	Sub Total (A)(1)	7	417919	0	0	417919	100.0000	417919	0	417919	100.0000	0	100.0000	0	0.0000	0	0.0000	417919
2	Foreign																	
(a)	Individuals (Non-Resident Individuals / Foreign Individuals)	0	0	0	0	0	0.0000	0	0	0	0.0000	0	0.0000	0	0.0000	0	0.0000	0
(b)	Government	0	0	0	0	0	0.0000	0	0	0	0.0000	0	0.0000	0	0.0000	0	0.0000	0
(c)	Institutions	0	0	0	0	0	0.0000	0	0	0	0.0000	0	0.0000	0	0.0000	0	0.0000	0
(d)	Foreign Portfolio Investor	0	0	0	0	0	0.0000	0	0	0	0.0000	0	0.0000	0	0.0000	0	0.0000	0
(e)	Any Other (Specify)	0	0	0	0	0	0.0000	0	0	0	0.0000	0	0.0000	0	0.0000	0	0.0000	0
	Sub Total (A)(2)	0	0	0	0	0	0.0000	0	0	0	0.0000	0	0.0000	0	0.0000	0	0.0000	0
	Total Shareholding Of Promoter And Promoter Group (A) = (A)(1)+(A)(2)	7	417919	0	0	417919	100.0000	417919	0	417919	100.0000	0	100.0000	0	0.0000	0	0.0000	417919

Details of Shares which remain unclaimed may be given here along with details such as number of shareholders, outstanding shares held in demat/undelivered suspense account, voting rights which are frozen etc.

Note:

(1) PAN would not be displayed on website of Stock Exchange(s).

(2) The term 'Encumbrance' has the same meaning as assigned under regulation 24(3) of SEBI (Substantial Acquisition of Shares and Takeovers) Regulations, 2011.

For Nishta Mail Management Company Private Limited

Doreeshwari

Director/Authorised Signatory



Table III - Statement showing shareholding pattern of the Public shareholder																		
Sl.No.	Category & Name of the shareholders	Nos. of shareholder (a)	No. of fully paid up equity shares held	Partly paid-up equity shares held	Nos. of shares underlain (g) Depository Receipts	Total nos. shares held	Shareholding % calculated as per SCRR, 1957 As a % of (A+B+C)	Number of Voting Rights held in each class of securities			No. of Shares Underlying Outstanding & convertible securities (including Warrants)	Shareholding, as a % assuming full conversion of convertible securities (as a percentage of diluted share capital)	Number of Locked-in shares		Number of shares pledged or otherwise encumbered		Number of equity shares held in dematerialised form	
								No of Voting Rights					Total as a % of (A+B+C)	No. (h)	As a % of total shares held (h)	No. (i)		As a % of total Shares held(i)
								Class eq: X	Class eq: Y	Total								
(I)	(II)	(III)	(IV)	(V)	(VI) = (IV)+(V)+(VI)	(VII) As a % of (A+B+C)	(IX)			(X)	(XI) = (X)+(X) As a % of (A+B+C)	(XII)		(XIII)		(XIV)		
1	Institutions																	
(a)	Mutual Fund	0	0	0	0	0	0.000	0	0	0	0.000	0	0.000	0	0.000	NA	0	
(b)	Venture Capital Funds	0	0	0	0	0	0.000	0	0	0	0.000	0	0.000	0	0.000	NA	0	
(c)	Alternative Investment Funds	0	0	0	0	0	0.000	0	0	0	0.000	0	0.000	0	0.000	NA	0	
(d)	Foreign Venture Capital Investors	0	0	0	0	0	0.000	0	0	0	0.000	0	0.000	0	0.000	NA	0	
(e)	Foreign Portfolio Investor	0	0	0	0	0	0.000	0	0	0	0.000	0	0.000	0	0.000	NA	0	
(f)	Financial Institutions / Banks	0	0	0	0	0	0.000	0	0	0	0.000	0	0.000	0	0.000	NA	0	
(g)	Insurance Companies	0	0	0	0	0	0.000	0	0	0	0.000	0	0.000	0	0.000	NA	0	
(h)	Pension Funds/ Pension Funds	0	0	0	0	0	0.000	0	0	0	0.000	0	0.000	0	0.000	NA	0	
(i)	Any Other (Specify)	0	0	0	0	0	0.000	0	0	0	0.000	0	0.000	0	0.000	NA	0	
	Sub Total (B)(1)	0	0	0	0	0	0.000	0	0	0	0.000	0	0.000	0	0.000	NA	0	
2	Central Government(s)/ State Government(s)/																	
	President of India	0	0	0	0	0	0.000	0	0	0	0.000	0	0.000	0	0.000	NA	0	
	Sub Total (B)(2)	0	0	0	0	0	0.000	0	0	0	0.000	0	0.000	0	0.000	NA	0	
3	Non-institutions																	
(a)	Individuals	0	0	0	0	0	0.000	0	0	0	0.000	0	0.000	0	0.000	NA	0	
	i. Individual shareholders holding nominal share capital up to Rs. 2 lakhs.	0	0	0	0	0	0.000	0	0	0	0.000	0	0.000	0	0.000	NA	0	
	ii. Individual shareholders holding nominal share capital in excess of Rs. 2 lakhs.	0	0	0	0	0	0.000	0	0	0	0.000	0	0.000	0	0.000	NA	0	
(b)	HFCs registered with RBI	0	0	0	0	0	0.000	0	0	0	0.000	0	0.000	0	0.000	NA	0	
(c)	Employee Trusts	0	0	0	0	0	0.000	0	0	0	0.000	0	0.000	0	0.000	NA	0	
(d)	Insurance Depositories/Holding (IDH) (balancing figure)	0	0	0	0	0	0.000	0	0	0	0.000	0	0.000	0	0.000	NA	0	
(e)	Any Other (Specify)	0	0	0	0	0	0.000	0	0	0	0.000	0	0.000	0	0.000	NA	0	
	Trusts	0	0	0	0	0	0.000	0	0	0	0.000	0	0.000	0	0.000	NA	0	
	Foreign Nationals	0	0	0	0	0	0.000	0	0	0	0.000	0	0.000	0	0.000	NA	0	
	Minor Unincorporated Family	0	0	0	0	0	0.000	0	0	0	0.000	0	0.000	0	0.000	NA	0	
	Non-Resident Indians (Non-Repatriation)	0	0	0	0	0	0.000	0	0	0	0.000	0	0.000	0	0.000	NA	0	
	Non-Resident Indians (Repatriation)	0	0	0	0	0	0.000	0	0	0	0.000	0	0.000	0	0.000	NA	0	
	Clearing Member	0	0	0	0	0	0.000	0	0	0	0.000	0	0.000	0	0.000	NA	0	
	Broker/Corporate	0	0	0	0	0	0.000	0	0	0	0.000	0	0.000	0	0.000	NA	0	
	Directors and Directors' Relatives	0	0	0	0	0	0.000	0	0	0	0.000	0	0.000	0	0.000	NA	0	
	Sub Total (B)(3)	0	0	0	0	0	0.000	0	0	0	0.000	0	0.000	0	0.000	NA	0	
	Total Public Shareholding (B) = (B)(1)+(B)(2)+(B)(3)	0	0	0	0	0	0.000	0	0	0	0.000	0	0.000	0	0.000	NA	0	

Details of the shareholders voting as persons in Concert including their Shareholding (No. and %)

Name of Public Shareholder	% holding
	-

Details of Shares which remain unclaimed may be given here along with details such as number of shareholders, outstanding shares held in demat/unclaimed suspense account, voting rights which are frozen etc.

No. of shareholders
0

Notes:

1. PAN would not be displayed on website of Stock Exchange(s).
2. The above format needs to be disclosed along with the name of following persons (individuals/non-institutions) holding more than 1% of total number of shares
3. W.r.t. the information pertaining to Depository Receipts, the same may be disclosed in the respective column to the extent information available and the balance to be disclosed as held by custodian.

For Nishta Mall Management Company Private Limited



Donabharman
Director/Authorised Signatory

Nishta Mall Management Company Private Limited

Table IV - Statement showing shareholding pattern of the Non Promoter- Non Public shareholder

Category & Name of the shareholders	Nos. of sharehold-ers	No. of fully paid up equity shares held	Partly paid-up equity shares held	No. of shares underlyin- g Depositor y Receipts	Total nos. shares held	Shareholding % calculated as per SCRR, 1957 As a % of (A+B+C2)	Number of Voting Rights held in each class of securities			No. of Shares Underlying Outstanding convertible securities (including Warrants)	Shareholding , as a % assuming full conversion of convertible securities (as a percentage of diluted share capital)	Number of Locked In shares		Number of Shares pledged or otherwise encumbered		Number of equity shares held in dematerialised form	
							No of Voting Rights					Total as a % of (A+B+C)	No. (a)	As a % of total Shares held(b)	No. (a)		As a % of total Shares held(b)
							Class eg: X	Class eg: y	Total								
(i)	(ii)	(iii)	(iv)	(v)	(VII) = (IV)+(V)+ (vi)	(VIII) As a % of (A+B+C2)	(IX)			(X)	(XI)= (VII)+(X) As a % of (A+B+C2)	(xii)		(xiii)		(XIV)	
1 Custodian/DR Holder	0	0	0	0	0	0	0	0	0	0	0	0	0	0	0	0	
2 Employee Benefit Trust (under SEBI (Share based Employee Benefit) Regulations, 2014)	0	0	0	0	0	0.0000	0	0	0	0	0	0	0	0	0	0	
Total Non-Promoter- Non Public Shareholding (C)= (C1)+(C2)	0	0	0	0	0	0	0	0	0	0	0	0	0	0	0	0	

Note :

(1) PAN would not be displayed on website of Stock Exchange(s).

(2) The above format needs to disclose name of all holders holding more than 1% of total number of shares

(3) W.r.t. the information pertaining to Depository Receipts, the same may be disclosed in the respective columns to the extent information available and the balance to be disclosed as held by custodian.



For Nishta Mall Management Company Private Limited

Doochehwar

Director/Authorised Signatory

Sr. No.	Details of the SBO				Details of the registered owner				Details of holding/ exercise of right of the SBO in the					Date of creation / acquisition of significant beneficial interest
	Name	Passport No. in case of a foreign national	Nationality	Nationality (Applicable in case of Any other is selected)	Name	Passport No. in case of a foreign national	Nationality	Nationality (Applicable in case of Any other is selected)	Whether by virtue of:					
									Shares	Voting rights	Rights on distributable dividend or any other distribution	Exercise of control	Exercise of significant influence	
1	Kishore Biyani		Indian				Indian		0			No	Yes	29/08/2020



For Nishta Mall Management Company Private Limited

[Signature]

Director/Authorised Signatory

Pre-Merger Shareholding Pattern

Shareholding Pattern under Regulation 31 of SEBI (Listing Obligations and Disclosure Requirements) Regulations, 2015		
1	Name of Entity: OJAS TRADELEASE AND MALL MANAGEMENT PRIVATE LIMITED	
2	Scrip Code/Name of Scrip/Class of Security: Equity shares	
3	Share Holding Pattern Filed under: Reg. 31(1)(a)/Reg. 31(1)(b)/Reg.31(1)(c)	
a.	If under 31(1)(b) then indicate the report for Quarter ending	29-Aug-20
b.	If under 31(1)(c) then indicate date of allotment/extinguishment	
4	Declaration: The Listed entity is required to submit the following declaration to the extent of submission of information:-	

Sl. No.	Particulars	Yes*	No*
1	Whether the Listed Entity has issued any partly paid up shares?		No
2	Whether the Listed Entity has issued any Convertible Securities or Warrants?		No
3	Whether the Listed Entity has any shares against which depository receipts are issued?		No
4	Whether the Listed Entity has any shares in locked-in?		No
5	Whether any shares held by promoters are pledge or otherwise encumbered?	Yes	
6	Whether Company has equity shares with differential voting rights?		No
7	Whether Listed Entity has any significant beneficial owner?		No

NOTE: Post merger shareholding pattern is not applicable as the company will be merged with Future Enterprises Limited

* If the Listed Entity selects the option 'No' for the questions above, the columns for the partly paid up shares, Outstanding Convertible Securities/Warrants, depository receipts, locked-in shares, No of shares pledged or otherwise encumbered by promoters, as applicable, shall not be displayed at the time of dissemination on the Stock Exchange website. Also wherever there is 'No' declared by Listed Entity in above table the values will be considered as 'Zero' by default on submission of the format of holding of specified securities.

For OJAS TRADELEASE AND MALL MANAGEMENT PRIVATE LIMITED


Authorised Signatory / Director



OJAS TRADELEASE AND MALL MANAGEMENT
Table 1 - Summary Statement holding of specified securities

Annex 1 – Summary Statement of Shareholdings																		
Category	Category of shareholder	Number of shareholdings	No. of fully paid up equity shares held	No. of Partly paid-up equity shares held	No. of shares underlying Depository Receipts	Total nos. shares held	Shareholding as a % of total no. of shares (calculated as per SCRA, 1957)	Number of Voting Rights held in each class of securities			No. of Shares Underlying Outstanding convertible securities (including Warrants)	Shareholding as a % assuming full conversion of convertible securities (as a percentage of diluted share capital)	Number of Locked in shares		Number of Shares pledged or otherwise encumbered		Number of equity shares held in dematerialised form	
								No of Voting Rights					Total as a % of (A+B+C)	No. (a)	As a % of total Shares held(b)	No. (a)		As a % of total Shares held(b)
								Class eg: X	Class eg: Y	Total								
(I)	(II)	(III)	(IV)	(V)	(VI)	(VII) = (IV)+(V)+(VI)	(VIII) As a % of (A+B+C2)	(IX)			(X)	(XI) = (VII)+(X) As a % of (A+B+C2)	(XII)		(XIII)		(XIV)	
(A)	Promoter & Promoter Group	7	8541204	0	0	8541204	100.0000	8541204	0	8541204	100.0000	0	100.0000	0	0.0000	2562361	30.0000	8441204
(B)	Public	0	0	0	0	0	0.0000	0	0	0	0.0000	0	0.0000	0	0.0000	0	0.0000	0
(C)	Non Promoter - Non Public	0	0	0	0	0	0.0000	0	0	0	0.0000	0	0.0000	0	0.0000	0	0.0000	0
(C1)	Shares Underlying DRs	0	0	0	0	0	0.0000	0	0	0	0.0000	0	0.0000	0	0.0000	0	0.00	0
(C2)	Shares Held By Employee Trust	0	0	0	0	0	0.0000	0	0	0	0.0000	0	0.0000	0	0.0000	0	0.00	0
	Total	7	8541204	0	0	8541204	100.0000	8541204	0	8541204	100.00	0	100.0000	0	0.0000	2562361	30.0000	8441204



FOR OJAS TRADELEASE AND MALL MANAGEMENT PRIVATE LIMITED

 Authorized Signatory / DIRECTOR

OJAS TRADELEASE AND MALL MANAGEMENT PRIVATE LIMITED

Table II - Statement showing shareholding pattern of the Promoter and Promoter Group

Category & Name of the shareholders	Nos. of shares held	No. of fully paid up equity shares held	Partly paid-up equity shares held	No. of shares underlying Depository Receipts	Total nos. shares held	Shareholding % calculated as per SCRR, 1957 As a % of (A+B+C2)	Number of Voting Rights held in each class of securities			No. of Shares Underlying Outstanding convertible securities (including Warrants)	Shareholding, as a % assuming full conversion of convertible securities (as a percentage of diluted share capital)	Number of Locked in shares		Number of Shares pledged or otherwise encumbered **		Number of equity shares held in dematerialised form	
							No of Voting Rights					Total as a % of (A+B+C2)	No. (a)	As a % of total Shares held (b)	No. (a)		As a % of total Shares held (b)
							Class eg: X	Class eg: Y	Total								
(I)	(II)	(IV)	(V)	(VI)	(VII) = (IV)+(V)+(VI)	(VIII) As a % of (A+B+C2)	(IX)			(X)	(XI) = (VII)+(X) As a % of (A+B+C2)	(XII)		(XIII)		(XIV)	
1. Indian																	
(a) Individuals / Hindu Undivided Family	6	6	0	0	6	0.0001	6	0	6	0.0001	0	0.0001	0	0.0000	0	0.0000	0
Chandra Prakash Toshwal	1	1	0	0	1	0.0000	1	0	1	0.0000	0	0.0000	0	0.0000	0	0.0000	0
Dinesh Maheshwari	1	1	0	0	1	0.0000	1	0	1	0.0000	0	0.0000	0	0.0000	0	0.0000	0
Sarajay Ramprasad Rathi	1	1	0	0	1	0.0000	1	0	1	0.0000	0	0.0000	0	0.0000	0	0.0000	0
Deepak Navinchandra Tanna	1	1	0	0	1	0.0000	1	0	1	0.0000	0	0.0000	0	0.0000	0	0.0000	0
Vinod Kumar Maheshwari Samral	1	1	0	0	1	0.0000	1	0	1	0.0000	0	0.0000	0	0.0000	0	0.0000	0
Vinod K Dhruve	1	1	0	0	1	0.0000	1	0	1	0.0000	0	0.0000	0	0.0000	0	0.0000	0
(b) Central Government / State Government(s)	0	0	0	0	0	0.0000	0	0	0	0.0000	0	0.0000	0	0.0000	0	0.0000	0
(c) Financial Institutions / Banks	0	0	0	0	0	0.0000	0	0	0	0.0000	0	0.0000	0	0.0000	0	0.0000	0
(d) Any Other (Specify)	1	8541198	0	0	8541198	99.9999	8541198	0	8541198	99.9999	0.0000	99.9999	0	0.0000	2562361	30.0000	8441204
Budies Corporate	1	8541198	0	0	8541198	99.9999	8541198	0	8541198	99.9999	0	99.9999	0	0.0000	2562361	0.0000	8441204
Futurebazaar India Limited	1	8541198	0	0	8541198	99.9999	8541198	0	8541198	99.9999	0	99.9999	0	0.0000	2562361	30.0000	8441204
Sub Total (A)(1)	7	8541204	0	0	8541204	100.0000	8541204	0	8541204	100.0000	0	100.0000	0	0.0000	2562361	30.0000	8441204
2. Foreign																	
(a) Individuals (Non-Resident Individuals / Foreign Individuals)	0	0	0	0	0	0.0000	0	0	0	0.0000	0	0.0000	0	0.0000	0	0.0000	0
(b) Government	0	0	0	0	0	0.0000	0	0	0	0.0000	0	0.0000	0	0.0000	0	0.0000	0
(c) Institutions	0	0	0	0	0	0.0000	0	0	0	0.0000	0	0.0000	0	0.0000	0	0.0000	0
(d) Foreign Portfolio Investor	0	0	0	0	0	0.0000	0	0	0	0.0000	0	0.0000	0	0.0000	0	0.0000	0
(e) Any Other (Specify)	0	0	0	0	0	0.0000	0	0	0	0.0000	0	0.0000	0	0.0000	0	0.0000	0
Sub Total (A)(2)	0	0	0	0	0	0.0000	0	0	0	0.0000	0	0.0000	0	0.0000	0	0.0000	0
Total Shareholding Of Promoter And Promoter Group (A)= (A)(1)+(A)(2)	7	8541204	0	0	8541204	100.0000	8541204	0	8541204	100.0000	0	100.0000	0	0.0000	2562361	30.0000	8441204

Details of Shares which remain unclaimed may be given here along with details such as number of shareholders, outstanding shares held in demat/unclaimed suspense account, voting rights which are frozen etc.

Note:
(1) PAN would not be displayed on website of Stock Exchange(s).
(2) The term 'Encumbrance' has the same meaning as assigned under regulation 28(5) of SEBI (Substantial Acquisition of Shares and Takeovers) Regulations, 2011.

OJAS TRADELEASE AND MALL MANAGEMENT PRIVATE LIMITED
Authorized Signatory / Director



Table III - Statement showing shareholding pattern of the Public shareholder																		
Sl.No.	Category & Name of the shareholders	No. of shareholder A	No. of Fully paid up equity shares held B	Partly paid-up equity shares held C	No. of shares underlying Depository Receipts D	Total nos. shares held (A+B+C+D)	Shareholding % calculated as per SCRR, 1957 As a % of (A+B+C2) E	Number of Voting Rights held in each class of securities			No. of Shares underlying Outstanding Convertible securities (including Warrants) F	Shareholding, as a % assuming full conversion of convertible securities (as a percentage of diluted share capital) G	Number of Locked In shares		Number of Shares pledged or otherwise encumbered		Number of equity shares held in dematerialised form	
								No of Voting Rights					No. (a)	As a % of total Shares held (b)	No. (c)	As a % of total Shares held(d)		
								Class No: X	Class No: Y	Total	Total as a % of (A+B+C2) H							
	(I)	(II)	(III)	(IV)	(V)	(VI) = (III)+(IV)+(V)	(VII) As a % of (A+B+C2)	(IX)			(X)	(XI) = (VII)+(X) As a % of (A+B+C2)	(XII)		(XIII)		(XIV)	
1	Institutions																	
(a)	Mutual Fund	0	0	0	0	0	0.000	0	0	0	0.000	0	0.000	NA	NA	0	0	
(b)	Venture Capital Funds	0	0	0	0	0	0.000	0	0	0	0.000	0	0.000	NA	NA	0	0	
(c)	Alternative Investment Funds	0	0	0	0	0	0.000	0	0	0	0.000	0	0.000	NA	NA	0	0	
(d)	Foreign Venture Capital Investors	0	0	0	0	0	0.000	0	0	0	0.000	0	0.000	NA	NA	0	0	
(e)	Foreign Portfolio Investor	0	0	0	0	0	0.000	0	0	0	0.000	0	0.000	NA	NA	0	0	
(f)	Financial Institutions / Banks	0	0	0	0	0	0.000	0	0	0	0.000	0	0.000	NA	NA	0	0	
(g)	Insurance Companies	0	0	0	0	0	0.000	0	0	0	0.000	0	0.000	NA	NA	0	0	
(h)	Pension Funds/ Pension Funds	0	0	0	0	0	0.000	0	0	0	0.000	0	0.000	NA	NA	0	0	
(i)	Any Other (Specify)	0	0	0	0	0	0.000	0	0	0	0.000	0	0.000	NA	NA	0	0	
	Sub Total (XII)	0	0	0	0	0	0.000	0	0	0	0.000	0	0.000	NA	NA	0	0	
2	Central Government/ State Government(s)/ President of India	0	0	0	0	0	0.000	0	0	0	0.000	0	0.000	NA	NA	0	0	
	Sub Total (XIII)	0	0	0	0	0	0.000	0	0	0	0.000	0	0.000	NA	NA	0	0	
3	Non-Institutions	0	0	0	0	0	0.000	0	0	0	0.000	0	0.000	NA	NA	0	0	
(a)	Individuals	0	0	0	0	0	0.000	0	0	0	0.000	0	0.000	NA	NA	0	0	
	Individual shareholders holding nominal share capital up to Rs. 2 lakhs.	0	0	0	0	0	0.000	0	0	0	0.000	0	0.000	NA	NA	0	0	
	Individual shareholders holding nominal share capital in excess of Rs. 2 lakhs.	0	0	0	0	0	0.000	0	0	0	0.000	0	0.000	NA	NA	0	0	
(b)	HUFs registered with PAN	0	0	0	0	0	0.000	0	0	0	0.000	0	0.000	NA	NA	0	0	
(c)	Employee Trusts	0	0	0	0	0	0.000	0	0	0	0.000	0	0.000	NA	NA	0	0	
(d)	Overseas Depositories(holding DRs) (balancing figure)	0	0	0	0	0	0.000	0	0	0	0.000	0	0.000	NA	NA	0	0	
(e)	Any Other (Specify)	0	0	0	0	0	0.000	0	0	0	0.000	0	0.000	NA	NA	0	0	
	Trusts	0	0	0	0	0	0.000	0	0	0	0.000	0	0.000	NA	NA	0	0	
	Foreign Nationals	0	0	0	0	0	0.000	0	0	0	0.000	0	0.000	NA	NA	0	0	
	Hindu Undivided Family	0	0	0	0	0	0.000	0	0	0	0.000	0	0.000	NA	NA	0	0	
	Non Resident Indians (Non Repatriation)	0	0	0	0	0	0.000	0	0	0	0.000	0	0.000	NA	NA	0	0	
	Non Resident Indians (Repatriation)	0	0	0	0	0	0.000	0	0	0	0.000	0	0.000	NA	NA	0	0	
	Clearing Member	0	0	0	0	0	0.000	0	0	0	0.000	0	0.000	NA	NA	0	0	
	Robo-Advisors	0	0	0	0	0	0.000	0	0	0	0.000	0	0.000	NA	NA	0	0	
	Directors and Directors' Relatives	0	0	0	0	0	0.000	0	0	0	0.000	0	0.000	NA	NA	0	0	
	Sub Total (XIV)	0	0	0	0	0	0.000	0	0	0	0.000	0	0.000	NA	NA	0	0	
	Total Public Shareholding (II + (XII)+(XIII)+(XIV))	0	0	0	0	0	0.000	0	0	0	0.000	0	0.000	NA	NA	0	0	

Details of the shareholders acting as persons in Concert including their Shareholding (No. and %):

Name of Public Shareholder	% holding
	0

Details of Shares which remain unclaimed may be given here along with details such as number of shareholders, outstanding shares held in demat/unclaimed suspense account, voting rights which are frozen etc.

No. of shareholders
0

Notes:

- PAN would not be displayed on website of Stock Exchange(s).
- The above format needs to be disclosed along with the name of following persons/institutions/Non institutions holding more than 1% of total number of shares.
- W.r.t. the information pertaining to Depository Receipts, the same may be disclosed in the respective column to the extent information available and the balance to be disclosed as held by custodian.

CLAS TRADING AND MALL MANAGEMENT PRIVATE LIMITED
 Authorised Signatory



OJAS TRADELEASE AND MALL MANAGEMENT PRIVATE LIMITED

Table IV - Statement showing shareholding pattern of the Non Promoter- Non Public shareholder

Category & Name of the shareholders	Nos. of shareholders	No. of fully paid up equity shares held	Partly paid-up equity shares held	No. of shares underlying Depository Receipts	Total nos. shares held	Shareholding % calculated as per SCRR, 1957 As a % of (A+B+C2)	Number of Voting Rights held in each class of securities			No. of Shares Underlying Outstanding convertible securities (including Warrants)	Shareholding as a % assuming full conversion of convertible securities (as a percentage of diluted share capital)	Number of Locked in shares		Number of Shares pledged or otherwise encumbered		Number of equity shares held in dematerialised form
							No of Voting Rights		Total as a % of (A+B+C)			No. (a)	As a % of total Shares held(b)	No. (a)	As a % of total Shares held(b)	
							Class eg: X	Class eg: y								
(i)	(iii)	(iv)	(v)	(vi)	(vii) = (iv)+(v)+(vi)	(viii) As a % of (A+B+C2)	(ix)			(x)	(xi) = (vii)+(x) As a % of (A+B+C2)	(xii)		(xiii)		(xiv)
1	Custodian/DR Holder	0	0	0	0	0	0	0	0	0	0	0	0	0	0	0
2	Employee Benefit Trust (under SEBI (Share based Employee Benefit) Regulations, 2014)	0	0	0	0	0.0000	0	0	0	0	0	0	0	0	0	0
	Total Non-Promoter- Non Public Shareholding (C)= (C1)+(C2)	0	0	0	0	0	0	0	0	0	0	0	0	0	0	0

Note:

(1) PAN would not be displayed on website of Stock Exchange(s).

(2) The above format needs to disclose name of all holders holding more than 1% of total number of shares

(3) W.r.t. the information pertaining to Depository Receipts, the same may be disclosed in the respective columns to the extent information available and the balance to be disclosed as held by custodian.

For OJAS TRADELEASE AND MALL MANAGEMENT PRIVATE LIMITED

Authorized Signatory / Director



Sr. No.	Details of the SBO				Details of the registered owner				Details of holding/ exercise of right of the SBO in the					Date of creation / acquisition of significant beneficial interest
	Name	Passport No. in case of a foreign national	Nationality	Nationality (Applicable in case of Any other is selected)	Name	Passport No. in case of a foreign national	Nationality	Nationality (Applicable in case of Any other is selected)	Whether by virtue of:					
									Shares	Voting rights	Rights on distributable dividend or any other distribution	Exercise of control	Exercise of significant influence	
1	Kishore Biyani		Indian				Indian		0			No	Yes	29/08/2020

For OJAS TRADELEASE AND MALL MANAGEMENT PRIVATE LIMITED

Authorised Signatory / Director



Pre-Merger Shareholding Pattern

Shareholding Pattern under Regulation 31 of SEBI (Listing Obligations and Disclosure Requirements) Regulations, 2015		
1	Name of Entity: Precision Realty Developers Private Limited	
2	Scrip Code/Name of Scrip/Class of Security: Equity shares	
3	Share Holding Pattern Filed under: Reg. 31(1)(a)/Reg. 31(1)(b)/Reg.31(1)(c)	
a.	If under 31(1)(b) then indicate the report for Quarter ending	29-Aug-20
b.	If under 31(1)(c) then indicate date of allotment/extinguishment	
4	Declaration: The Listed entity is required to submit the following declaration to the extent of submission of information:-	

Sl. No.	Particulars	Yes*	No*
1	Whether the Listed Entity has issued any partly paid up shares?		No
2	Whether the Listed Entity has issued any Convertible Securities or Warrants?		No
3	Whether the Listed Entity has any shares against which depository receipts are issued?		No
4	Whether the Listed Entity has any shares in locked-in?		No
5	Whether any shares held by promoters are pledge or otherwise encumbered?		No
6	Whether Company has equity shares with differential voting rights?		No
7	Whether Listed Entity has any significant beneficial owner?		No

NOTE: Post merger shareholding pattern is not applicable as the company will be merged with Future Enterprises Limited

* If the Listed Entity selects the option 'No' for the questions above, the columns for the partly paid up shares, Outstanding Convertible Securities/Warrants, depository receipts, locked-in shares, No of shares pledged or otherwise encumbered by promoters, as applicable, shall not be displayed at the time of dissemination on the Stock Exchange website. Also wherever there is 'No' declared by Listed Entity in above table the values will be considered as 'Zero' by default on submission of the format of holding of specified securities.

Precision Realty Developers Private Limited


Authorised Signatory / Director



Precision Realty Developers Private Limited

Table I - Summary Statement holding of specified securities

Category	Category of shareholder	Number of shareholders	No. of fully paid up equity shares held	No. of Partly paid-up equity shares held	No. of shares underlying Depository Receipts	Total nos. shares held	Shareholding as a % of total no. of shares (calculated as per SCRR, 1957)	Number of Voting Rights held in each class of securities			No. of Shares Underlying Outstanding convertible securities (including Warrants)	Shareholding as a % assuming full conversion of convertible securities (as a percentage of diluted share capital)	Number of Locked in shares		Number of Shares pledged or otherwise encumbered		Number of equity shares held in dematerialised form	
								No of Voting Rights					Total as a % of (A+B+C)	No. (a)	As a % of total Shares held (b)	No. (a)		As a % of total Shares held (b)
								Class eg: X	Class eg: Y	Total								
(i)	(ii)	(iii)	(iv)	(v)	(vi)	(vii) = (iv)+(v)+(vi)	(viii) As a % of (A+B+C2)	(ix)			(x)	(xi) = (vii)+(x) As a % of (A+B+C2)	(xii)		(xiii)		(xiv)	
(A)	Promoter & Promoter Group	7	33359930	0	0	33359930	100.0000	33359930	0	33359930	100.0000	0	100.0000	0	0.0000	0	0.0000	0
(B)	Public	0	0	0	0	0	0.0000	0	0	0	0.0000	0	0.0000	0	0.0000	0	0.0000	0
(C)	Non Promoter - Non Public	0	0	0	0	0	0.0000	0	0	0	0.0000	0	0.0000	0	0.0000	0	0.0000	0
(C1)	Shares Underlying DRs	0	0	0	0	0	0.0000	0	0	0	0.0000	0	0.0000	0	0.0000	0	0.0000	0
(C2)	Shares Held By Employee Trust	0	0	0	0	0	0.0000	0	0	0	0.0000	0	0.0000	0	0.0000	0	0.0000	0
	Total	7	33359930	0	0	33359930	100.0000	33359930	0	33359930	100.00	0	100.0000	0	0.0000	0	0.0000	0

Precision Realty Developers Private Limited

Boorappa
Authorised Signatory / Director



Precision Realty Developers Private Limited

Table II - Statement showing shareholding pattern of the Promoter and Promoter Group

Category & Name of the shareholders	Nos. of shareholders	No. of fully paid up equity shares held	Partly paid-up equity shares held	No. of shares underlying Depository Receipts	Total nos. shares held	Shareholding % calculated as per SCRR, 1957 As a % of (A+B+C2)	Number of Voting Rights held in each class of securities				No. of Shares Underlying Outstanding convertible securities (including Warrants)	Shareholding, as a % assuming full conversion of convertible securities (as a percentage of diluted share capital)	Number of Locked in shares		Number of Shares pledged or otherwise encumbered**		Number of equity shares held in dematerialised form
							No of Voting Rights			Total as a % of (A+B+C)			No. (a)	As a % of total Shares held (b)	No. (a)	As a % of total Shares held (b)	
							Class eg: X	Class eg: Y	Total								
(i)	(ii)	(iv)	(v)	(vi)	(vii) = (iv)+(v)+(vi)	(viii) As a % of (A+B+C2)	(ix)				(x)	(xi) = (vii)+(x) As a % of (A+B+C2)	(xii)		(xiii)		(xiv)
1 Indian																	
(a) Individuals / Hindu Undivided Family	6	6	0	0	6	0.0000	6	0	6	0.0000	0	0.0000	0	0.0000	0	0.0000	0
Chandra Prakash Toshniwal	1	1	0	0	1	0.0000	1	0	1	0.0000	0	0.0000	0	0.0000	0	0.0000	0
Dinesh Maheshwari	1	1	0	0	1	0.0000	1	0	1	0.0000	0	0.0000	0	0.0000	0	0.0000	0
Sanjay Ramprasad Rathi	1	1	0	0	1	0.0000	1	0	1	0.0000	0	0.0000	0	0.0000	0	0.0000	0
Deepak Navinchandra Tanna	1	1	0	0	1	0.0000	1	0	1	0.0000	0	0.0000	0	0.0000	0	0.0000	0
Vinendra Mansukhlal Samani	1	1	0	0	1	0.0000	1	0	1	0.0000	0	0.0000	0	0.0000	0	0.0000	0
Vinay K Dheve	1	1	0	0	1	0.0000	1	0	1	0.0000	0	0.0000	0	0.0000	0	0.0000	0
(b) Central Government / State Government(s)	0	0	0	0	0	0.0000	0	0	0	0.0000	0	0.0000	0	0.0000	0	0.0000	0
(c) Financial Institutions / Banks	0	0	0	0	0	0.0000	0	0	0	0.0000	0	0.0000	0	0.0000	0	0.0000	0
(d) Any Other (Specify)																	
Bodies Corporate	1	33359924	0	0	33359924	100.0000	33359924	0	33359924	100.0000	0.0000	100.0000	0	0.0000	0	0.0000	0
Futurebazaar India Limited	1	33359924	0	0	33359924	100.0000	33359924	0	33359924	100.0000	0	100.0000	0	0.0000	0	0.0000	0
Sub Total (A)(1)	7	33359930	0	0	33359930	100.0000	33359930	0	33359930	100.0000	0	100.0000	0	0.0000	0	0.0000	0
2 Foreign																	
Individuals (Non-Resident Individuals / Foreign Individuals)	0	0	0	0	0	0.0000	0	0	0	0.0000	0	0.0000	0	0.0000	0	0.0000	0
(b) Government	0	0	0	0	0	0.0000	0	0	0	0.0000	0	0.0000	0	0.0000	0	0.0000	0
(c) Institutions	0	0	0	0	0	0.0000	0	0	0	0.0000	0	0.0000	0	0.0000	0	0.0000	0
(d) Foreign Portfolio Investor	0	0	0	0	0	0.0000	0	0	0	0.0000	0	0.0000	0	0.0000	0	0.0000	0
(e) Any Other (Specify)	0	0	0	0	0	0.0000	0	0	0	0.0000	0	0.0000	0	0.0000	0	0.0000	0
Sub Total (A)(2)	0	0	0	0	0	0.0000	0	0	0	0.0000	0	0.0000	0	0.0000	0	0.0000	0
Total Shareholding Of Promoter And Promoter Group (A) = (A)(1)+(A)(2)	7	33359930	0	0	33359930	100.0000	33359930	0	33359930	100.0000	0	100.0000	0	0.0000	0	0.0000	0

Details of Shares which remain unclaimed may be given here along with details such as number of shareholders, outstanding shares held in demat/unclaimed suspense account, voting rights which are frozen etc.

Note:

(1) PAN would not be displayed on website of Stock Exchange(s).

(2) The term "Encumbrance" has the same meaning as assigned under regulation 28(3) of SEBI (Substantial Acquisition of Shares and Takeovers) Regulations, 2011.

Precision Realty Developers Private Limited


Authorised Signatory / Director



Table III - Statement showing shareholding pattern of the Public shareholder																		
Sl.No.	Category & Name of the shareholders	Nos. of shareholder (A)	Nos. of fully paid up equity shares held (B)	Partly paid-up equity shares held (C)	Nos. of shares underlying Depository Receipts (D)	Total nos. shares held (E) = (A)+(B)+(C)+(D)	Shareholding % calculated as per SCRR, 1957 As a % of (A+B+C2) (F)	Number of Voting Rights held in each class of securities			Nos. of Shares Underlying Outstanding & convertible securities (including Warrants) (G)	Shareholding, as a % assuming full conversion of convertible securities (as a percentage of diluted share capital) (H) [(F)+(G)] As a % of (A+B+C2)	Number of Locked in shares		Number of Shares pledged or otherwise encumbered		Number of equity shares held in dematerialized form (I)	
								No. of Voting Rights					Total as a % of (A+B+C) (J)	Nos. (K)	As a % of total Shares held (K)	Nos. (L)		As a % of total Shares held(L)
								Class eg: X	Class eg: Y	Total								
(I)	(II)	(III)	(IV)	(V)	(VI) = (III)+(IV)+(V)	(VII) As a % of (A+B+C2)	(IX)			(X)	(XI)	(XII)	(XIII)	(XIV)				
1	Institutions																	
(a)	Mutual Fund	0	0	0	0	0	0.000	0	0	0	0.000	0	0	0.000	NA	NA	0	
(b)	Venture Capital Funds	0	0	0	0	0	0.000	0	0	0	0.000	0	0	0.000	NA	NA	0	
(c)	Advisers Investment Funds	0	0	0	0	0	0.000	0	0	0	0.000	0	0	0.000	NA	NA	0	
(d)	Foreign Venture Capital Investors	0	0	0	0	0	0.000	0	0	0	0.000	0	0	0.000	NA	NA	0	
(e)	Foreign Portfolio Investor	0	0	0	0	0	0.000	0	0	0	0.000	0	0	0.000	NA	NA	0	
(f)	Financial Institutions / Banks	0	0	0	0	0	0.000	0	0	0	0.000	0	0	0.000	NA	NA	0	
(g)	Insurance Companies	0	0	0	0	0	0.000	0	0	0	0.000	0	0	0.000	NA	NA	0	
(h)	Pension Funds/ Pension Funds	0	0	0	0	0	0.000	0	0	0	0.000	0	0	0.000	NA	NA	0	
(i)	Any Other (Specify)	0	0	0	0	0	0.000	0	0	0	0.000	0	0	0.000	NA	NA	0	
	Sub Total (B)(1)	0	0	0	0	0	0.000	0	0	0	0.000	0	0	0.000	NA	NA	0	
2	Central Government/ State Government(s)	0	0	0	0	0	0.000	0	0	0	0.000	0	0	0.000	NA	NA	0	
	President of India	0	0	0	0	0	0.000	0	0	0	0.000	0	0	0.000	NA	NA	0	
	Sub Total (B)(2)	0	0	0	0	0	0.000	0	0	0	0.000	0	0	0.000	NA	NA	0	
3	Non-Institutions	0	0	0	0	0	0.000	0	0	0	0.000	0	0	0.000	NA	NA	0	
(a)	Individuals	0	0	0	0	0	0.000	0	0	0	0.000	0	0	0.000	NA	NA	0	
	i. Individual shareholders holding nominal share capital up to Rs. 2 lakhs.	0	0	0	0	0	0.000	0	0	0	0.000	0	0	0.000	NA	NA	0	
	ii. Individual shareholders holding nominal share capital in excess of Rs. 2 lakhs.	0	0	0	0	0	0.000	0	0	0	0.000	0	0	0.000	NA	NA	0	
(b)	HFCs registered with RBI	0	0	0	0	0	0.000	0	0	0	0.000	0	0	0.000	NA	NA	0	
(c)	Employee Trusts	0	0	0	0	0	0.000	0	0	0	0.000	0	0	0.000	NA	NA	0	
(d)	Overseas Depositories/Holding DfIs (disclosing figure)	0	0	0	0	0	0.000	0	0	0	0.000	0	0	0.000	NA	NA	0	
(e)	Any Other (Specify)	0	0	0	0	0	0.000	0	0	0	0.000	0	0	0.000	NA	NA	0	
	Trusts	0	0	0	0	0	0.000	0	0	0	0.000	0	0	0.000	NA	NA	0	
	Foreign Nationals	0	0	0	0	0	0.000	0	0	0	0.000	0	0	0.000	NA	NA	0	
	Hindu Undivided Family	0	0	0	0	0	0.000	0	0	0	0.000	0	0	0.000	NA	NA	0	
	Non Resident Indians (Non Report)	0	0	0	0	0	0.000	0	0	0	0.000	0	0	0.000	NA	NA	0	
	Non Resident Indians (Report)	0	0	0	0	0	0.000	0	0	0	0.000	0	0	0.000	NA	NA	0	
	Clearing Member	0	0	0	0	0	0.000	0	0	0	0.000	0	0	0.000	NA	NA	0	
	Broker/Corporate	0	0	0	0	0	0.000	0	0	0	0.000	0	0	0.000	NA	NA	0	
	Directors and Directors' Relatives	0	0	0	0	0	0.000	0	0	0	0.000	0	0	0.000	NA	NA	0	
	Sub Total (B)(3)	0	0	0	0	0	0.000	0	0	0	0.000	0	0	0.000	NA	NA	0	
	Total Public Shareholding (B) = (B)(1)+(B)(2)+(B)(3)	0	0	0	0	0	0.000	0	0	0	0.000	0	0	0.000	NA	NA	0	

Details of the shareholders sitting as persons in Concert including their Shareholding (Nos. and %):

Name of Public Shareholder	% holding
	0

Details of shares which remain unclaimed may be given here along with details such as number of shareholders, outstanding shares held in demat/unclaimed suspense account, voting rights which are frozen etc.

No. of shareholders
0

- Notes:
1. PAN would not be displayed on website of Stock Exchange(s).
 2. The above format needs to be disclosed along with the name of following persons/institutions/Non institutions holding more than 1% of total number of shares.
 3. W.r.t. the information pertaining to Depository Receipts, the same may be disclosed in the respective columns to the extent information available and the balance to be disclosed as held by custodian.

Precision Realty Developers Private Limited

[Signature]
Authorised Signatory / Director



Precision Realty Developers Private Limited

Table IV - Statement showing shareholding pattern of the Non Promoter- Non Public shareholder

	Category & Name of the shareholders	Nos. of sharehold-ers	No. of fully paid up equity shares held	Partly paid-up equity shares held	No. of shares underlyin- g Depositor y Receipts	Total nos. shares held	Shareholding % calculated as per SCRR, 1957 As a % of (A+B+C2)	Number of Voting Rights held in each class of securities				No. of Shares Underlying Outstanding convertible securities (including Warrants)	Shareholding , as a % assuming full conversion of convertible securities (as a percentage of diluted share capital)	Number of Locked in shares		Number of Shares pledged or otherwise encumbered		Number of equity shares held in dematerialised form
								No of Voting Rights			Total as a % of (A+B+C)			No. (a)	As a % of total Shares held(b)	No. (a)	As a % of total Shares held(b)	
								Class eg: X	Class eg: y	Total								
	(i)	(iii)	(iv)	(v)	(vi)	(vii) = (iv)+(v)+(vi)	(viii) As a % of (A+B+C2)	(ix)				(x)	(xi) = (vii)+(x) As a % of (A+B+C2)	(xii)		(xiii)		(xiv)
1	Custodian/DR Holder	0	0	0	0	0	0	0	0	0	0	0	0	0	0	0	0	0
2	Employee Benefit Trust (under SEBI (Share based Employees Benefit) Regulations, 2014)	0	0	0	0	0	0.0000	0	0	0	0	0	0	0	0	0	0	0
	Total Non-Promoter- Non Public Shareholding (C)= (C1)+(C12)	0	0	0	0	0	0	0	0	0	0	0	0	0	0	0	0	0

Note :

(1) PAN would not be displayed on website of Stock Exchange(s).

(2) The above format needs to disclose name of all holders holding more than 1% of total number of shares

(3) W.r.t. the information pertaining to Depository Receipts, the same may be disclosed in the respective columns to the extent information available and the balance to be disclosed as held by custodian.

Precision Realty Developers Private Limited

Donal Harvey
Authorised Signatory / Director



Sr. No.	Details of the SBO				Details of the registered owner				Details of holding/ exercise of right of the SBO in the					Date of creation / acquisition of significant beneficial interest
	Name	Passport No. in case of a foreign national	Nationality	Nationality (Applicable in case of Any other is selected)	Name	Passport No. in case of a foreign national	Nationality	Nationality (Applicable in case of Any other is selected)	Whether by virtue of:					
									Shares	Voting rights	Rights on distributable dividend or any other distribution	Exercise of control	Exercise of significant influence	
1	Kishore Biyani		Indian				Indian		0			No	Yes	29/08/2020

Precision Realty Developers Private Limited


Authorised Signatory / Director



Pre-Merger Shareholding Pattern

Shareholding Pattern under Regulation 31 of SEBI (Listing Obligations and Disclosure Requirements) Regulations, 2015		
1	Name of Entity: RIVAAZ TRADE VENTURES PRIVATE LIMITED	
2	Scrip Code/Name of Scrip/Class of Security: Equity shares	
3	Share Holding Pattern Filed under: Reg. 31(1)(a)/Reg. 31(1)(b)/Reg.31(1)(c)	
a.	If under 31(1)(b) then indicate the report for Quarter ending	29-Aug-20
b.	If under 31(1)(c) then indicate date of allotment/extinguishment	
4	Declaration: The Listed entity is required to submit the following declaration to the extent of submission of information:-	

Sl. No.	Particulars	Yes*	No*
1	Whether the Listed Entity has issued any partly paid up shares?		No
2	Whether the Listed Entity has issued any Convertible Securities or Warrants?		No
3	Whether the Listed Entity has any shares against which depository receipts are issued?		No
4	Whether the Listed Entity has any shares in locked-in?		No
5	Whether any shares held by promoters are pledge or otherwise encumbered?		No
6	Whether Company has equity shares with differential voting rights?		No
7	Whether Listed Entity has any significant beneficial owner?		No

NOTE: Post merger shareholding pattern is not applicable as the company will be merged with Future Enterprises Limited

* If the Listed Entity selects the option 'No' for the questions above, the columns for the partly paid up shares, Outstanding Convertible Securities/Warrants, depository receipts, locked-in shares, No of shares pledged or otherwise encumbered by promoters, as applicable, shall not be displayed at the time of dissemination on the Stock Exchange website. Also wherever there is 'No' declared by Listed Entity in above table the values will be considered as 'Zero' by default on submission of the format of holding of specified securities.



For Rivaaz Trade Ventures Private Limited

Donabellam

Director/Authorised Signatory

RIVAAZ TRADE VENTURES PRIVATE LIMITED

Table 1 - Summary Statement holding of specified securities

Category	Category of shareholder	Number of shareholders	No. of fully paid up equity shares held	No. of Partly paid-up equity shares held	No. of shares underlying Depository Receipts	Total nos. shares held	Shareholding as a % of total no. of shares (calculated as per SCRR, 1957)	Number of Voting Rights held in each class of securities			No. of Shares Underlying Outstanding convertible securities (including Warrants)	Shareholding as a % assuming full conversion of convertible securities (as a percentage of diluted share capital)	Number of Locked in shares		Number of Shares pledged or otherwise encumbered		Number of equity shares held in dematerialised form	
								No of Voting Rights					Total as a % of (A+B+C)	No. (a)	As a % of total Shares held(b)	No. (a)		As a % of total Shares held(b)
								Class as: X	Class as: Y	Total								
(I)	(II)	(III)	(IV)	(V)	(VI)	(VII) = (IV)+(V)+ (VI)	(VIII) As a % of (A+B+C2)	(IX)			(X)	(XI) = (VII)+(X) As a % of (A+B+C2)	(XII)		(XIII)		(XIV)	
(A)	Promoter & Promoter Group	7	404033	0	0	404033	100.0000	404033	0	404033	100.0000	0	100.0000	0	0.0000	0	0.0000	0
(B)	Public	0	0	0	0	0	0.0000	0	0	0	0.0000	0	0.0000	0	0.0000	0	0.0000	0
(C)	Non Promoter - Non Public	0	0	0	0	0	0.0000	0	0	0	0.0000	0	0.0000	0	0.0000	0	0.0000	0
(C1)	Shares Underlying DRs	0	0	0	0	0	0.0000	0	0	0	0.0000	0	0.0000	0	0.0000	0	0.0000	0
(C2)	Shares Held By Employee Trust	0	0	0	0	0	0.0000	0	0	0	0.0000	0	0.0000	0	0.0000	0	0.0000	0
	Total	7	404033	0	0	404033	100.0000	404033	0	404033	100.00	0	100.0000	0	0.0000	0	0.0000	0

FOR RIVAAZ TRADE VENTURES PRIVATE LIMITED

DIRECTOR



For Rivaaz Trade Ventures Private Limited

[Signature]
Director/Authorised Signatory

RIVAAZ TRADE VENTURES PRIVATE LIMITED
Table II - Statement showing shareholding pattern of the Promoter and Promoter Group

Category & Name of the shareholders	Nos. of shareho lders	No. of fully paid up equity shares held	Partly paid-up equity shares held	No. of shares underlying Depository Receipts	Total nos. shares held	Shareholding % calculated as per SCRR, 1957 As a % of (A+B+C2)	Number of Voting Rights held in each class of securities			No. of Shares Underlying Outstanding convertible securities (including Warrants)	Shareholding, as a % assuming full conversion of convertible securities (as a percentage of diluted share capital)	Number of Locked in shares		Number of Shares pledged or otherwise encumbered**		Number of equity shares held in dematerialised form
							No of Voting Rights					Total as a % of (A+B+C)	No. (a)	As a % of total Shares held (b)	No. (a)	
							Class eg: X	Class eg: Y	Total	No. (a)						
(I)	(II)	(IV)	(V)	(VI)	(VII) = (IV)+(V)+(VI)	(VIII) As a % of (A+B+C2)	(IX)			(X)	(XI) = (VI)+(X) As a % of (A+B+C2)	(XII)		(XIII)		(XIV)
1 Indian																
(a) Individuals / Hindu Undivided Family	6	6	0	0	6	0.0015	6	0	6	0.0015	0	0.0000	0	0.0000	0	0
Chandra Prakash Toshniwal	1	1	0	0	1	0.0002	1	0	1	0.0002	0	0.0000	0	0.0000	0	0
Dinesh Maheshwari	1	1	0	0	1	0.0002	1	0	1	0.0002	0	0.0000	0	0.0000	0	0
Sanjay Ramprasad Rathi	1	1	0	0	1	0.0002	1	0	1	0.0002	0	0.0000	0	0.0000	0	0
Deepak Navinchandra Tanna	1	1	0	0	1	0.0002	1	0	1	0.0002	0	0.0000	0	0.0000	0	0
Virendra Mansukhlal Samani	1	1	0	0	1	0.0002	1	0	1	0.0002	0	0.0000	0	0.0000	0	0
Vimal K Dhirve	1	1	0	0	1	0.0002	1	0	1	0.0002	0	0.0000	0	0.0000	0	0
(b) Central Government / State Government(s)	0	0	0	0	0	0.0000	0	0	0	0.0000	0	0.0000	0	0.0000	0	0
(c) Financial Institutions / Banks	0	0	0	0	0	0.0000	0	0	0	0.0000	0	0.0000	0	0.0000	0	0
(d) Any Other (Specify)																
Bodies Corporate	1	404027	0	0	404027	99.9985	404027	0	404027	99.9985	0.0000	99.9985	0	0.0000	0	0.0000
Futurebazaar India Limited	1	404027	0	0	404027	99.9985	404027	0	404027	99.9985	0	99.9985	0	0.0000	0	0.0000
Sub Total (A)(1)	7	404033	0	0	404033	100.0000	404033	0	404033	100.0000	0	100.0000	0	0.0000	0	0.0000
2 Foreign																
Individuals (Non-Resident Individuals / Foreign Individuals)	0	0	0	0	0	0.0000	0	0	0	0.0000	0	0.0000	0	0.0000	0	0.0000
(b) Government	0	0	0	0	0	0.0000	0	0	0	0.0000	0	0.0000	0	0.0000	0	0.0000
(c) Institutions	0	0	0	0	0	0.0000	0	0	0	0.0000	0	0.0000	0	0.0000	0	0.0000
(d) Foreign Portfolio Investor	0	0	0	0	0	0.0000	0	0	0	0.0000	0	0.0000	0	0.0000	0	0.0000
(e) Any Other (Specify)	0	0	0	0	0	0.0000	0	0	0	0.0000	0	0.0000	0	0.0000	0	0.0000
Sub Total (A)(2)	0	0	0	0	0	0.0000	0	0	0	0.0000	0	0.0000	0	0.0000	0	0.0000
Total Shareholding Of Promoter And Promoter Group (A) = (A)(1)+(A)(2)	7	404033	0	0	404033	100.0000	404033	0	404033	100.0000	0	100.0000	0	0.0000	0	0.0000

Details of Shares which remain unclaimed may be given here along with details such as number of shareholders, outstanding shares held in demat/unclaimed suspense account, voting rights which are frozen etc.

Note:

[1] PAN would not be displayed on website of Stock Exchange(s).

[2] The term 'Encumbrance' has the same meaning as assigned under regulation 28(3) of SEBI (Substantial Acquisition of Shares and Takeovers) Regulations, 2011.



For Rivaaz Trade Ventures Private Limited

[Signature]
Director/Authorised Signatory

Table III - Statement showing shareholding pattern of the Public shareholder																
Sl.No.	Category & Name of the shareholders	Nos. of shareholder (i)	Nos. of fully paid up equity shares held (ii)	Partly paid-up equity shares held (iii)	Nos. of shares underlying Depository Receipts (iv)	Total nos. shares held (v) = (ii)+(iii)+(iv)	Shareholding % calculated as per SCRR, 1957 As a % of (A+B+C2) (vi)	Number of Voting Rights held in each class of securities			No. of Shares Underlying Outstanding convertible securities (including Warrants) (ix)	Shareholding, as a % assuming full conversion of convertible securities (as a percentage of diluted share capital) (x) [(viii)+(ix)] As a % of (A+B+C2)	Number of Locked In shares		Number of Shares pledged or otherwise encumbered (xiii)	Number of equity shares held in dematerialised form (xiv)
								No of Voting Rights					No. (a)	As a % of total Shares held (b)		
								Class as per X	Class as per Y	Total						
(i)	(ii)	(iii)	(iv)	(v)	(vi)	(vii) = (v)+(vi)+(vii)	(viii) As a % of (A+B+C2)	(ix)			(x)	(xi)	(xii)	(xiii)	(xiv)	
1	Institutions															
(a)	Mutual Fund	0	0	0	0	0	0.000	0	0	0	0.000	0	0.000	0	0.000	0
(b)	Venture Capital Funds	0	0	0	0	0	0.000	0	0	0	0.000	0	0.000	0	0.000	0
(c)	Alternative Investment Funds	0	0	0	0	0	0.000	0	0	0	0.000	0	0.000	0	0.000	0
(d)	Foreign Venture Capital Investors	0	0	0	0	0	0.000	0	0	0	0.000	0	0.000	0	0.000	0
(e)	Foreign Portfolio Investors	0	0	0	0	0	0.000	0	0	0	0.000	0	0.000	0	0.000	0
(f)	Insurance Companies / Banks	0	0	0	0	0	0.000	0	0	0	0.000	0	0.000	0	0.000	0
(g)	Insurance Companies	0	0	0	0	0	0.000	0	0	0	0.000	0	0.000	0	0.000	0
(h)	Provident Funds/ Pension Funds	0	0	0	0	0	0.000	0	0	0	0.000	0	0.000	0	0.000	0
(i)	Any Other (Specify)	0	0	0	0	0	0.000	0	0	0	0.000	0	0.000	0	0.000	0
	Sub Total (I)(i)	0	0	0	0	0	0.000	0	0	0	0.000	0	0.000	0	0.000	0
2	Central Government/ State Government(s)/ President of India	0	0	0	0	0	0.000	0	0	0	0.000	0	0.000	0	0.000	0
	Sub Total (II)(i)	0	0	0	0	0	0.000	0	0	0	0.000	0	0.000	0	0.000	0
3	Non-institutions	0	0	0	0	0	0.000	0	0	0	0.000	0	0.000	0	0.000	0
(a)	Individuals	0	0	0	0	0	0.000	0	0	0	0.000	0	0.000	0	0.000	0
(i)	Individual shareholders holding nominal share capital up to Rs. 2 lakhs	0	0	0	0	0	0.000	0	0	0	0.000	0	0.000	0	0.000	0
(ii)	Individual shareholders holding nominal share capital in excess of Rs. 2 lakhs	0	0	0	0	0	0.000	0	0	0	0.000	0	0.000	0	0.000	0
(b)	HFCs registered with RBI	0	0	0	0	0	0.000	0	0	0	0.000	0	0.000	0	0.000	0
(c)	Employee Trusts	0	0	0	0	0	0.000	0	0	0	0.000	0	0.000	0	0.000	0
(d)	Overseas Depositories/holding (Off) (Including (i) to (iv))	0	0	0	0	0	0.000	0	0	0	0.000	0	0.000	0	0.000	0
(e)	Any Other (Specify)	0	0	0	0	0	0.000	0	0	0	0.000	0	0.000	0	0.000	0
	Sub Total (III)(i)	0	0	0	0	0	0.000	0	0	0	0.000	0	0.000	0	0.000	0
	Sub Total (III)(ii)	0	0	0	0	0	0.000	0	0	0	0.000	0	0.000	0	0.000	0
	Sub Total (III)(iii)	0	0	0	0	0	0.000	0	0	0	0.000	0	0.000	0	0.000	0
	Sub Total (III)(iv)	0	0	0	0	0	0.000	0	0	0	0.000	0	0.000	0	0.000	0
	Sub Total (III)(v)	0	0	0	0	0	0.000	0	0	0	0.000	0	0.000	0	0.000	0
	Sub Total (III)(vi)	0	0	0	0	0	0.000	0	0	0	0.000	0	0.000	0	0.000	0
	Sub Total (III)(vii)	0	0	0	0	0	0.000	0	0	0	0.000	0	0.000	0	0.000	0
	Sub Total (III)(viii)	0	0	0	0	0	0.000	0	0	0	0.000	0	0.000	0	0.000	0
	Sub Total (III)(ix)	0	0	0	0	0	0.000	0	0	0	0.000	0	0.000	0	0.000	0
	Sub Total (III)(x)	0	0	0	0	0	0.000	0	0	0	0.000	0	0.000	0	0.000	0
	Sub Total (III)(xi)	0	0	0	0	0	0.000	0	0	0	0.000	0	0.000	0	0.000	0
	Sub Total (III)(xii)	0	0	0	0	0	0.000	0	0	0	0.000	0	0.000	0	0.000	0
	Sub Total (III)(xiii)	0	0	0	0	0	0.000	0	0	0	0.000	0	0.000	0	0.000	0
	Sub Total (III)(xiv)	0	0	0	0	0	0.000	0	0	0	0.000	0	0.000	0	0.000	0
	Sub Total (III)(xv)	0	0	0	0	0	0.000	0	0	0	0.000	0	0.000	0	0.000	0
	Sub Total (III)(xvi)	0	0	0	0	0	0.000	0	0	0	0.000	0	0.000	0	0.000	0
	Sub Total (III)(xvii)	0	0	0	0	0	0.000	0	0	0	0.000	0	0.000	0	0.000	0
	Sub Total (III)(xviii)	0	0	0	0	0	0.000	0	0	0	0.000	0	0.000	0	0.000	0
	Sub Total (III)(xix)	0	0	0	0	0	0.000	0	0	0	0.000	0	0.000	0	0.000	0
	Sub Total (III)(xx)	0	0	0	0	0	0.000	0	0	0	0.000	0	0.000	0	0.000	0
	Sub Total (III)(xxi)	0	0	0	0	0	0.000	0	0	0	0.000	0	0.000	0	0.000	0
	Sub Total (III)(xxii)	0	0	0	0	0	0.000	0	0	0	0.000	0	0.000	0	0.000	0
	Sub Total (III)(xxiii)	0	0	0	0	0	0.000	0	0	0	0.000	0	0.000	0	0.000	0
	Sub Total (III)(xxiv)	0	0	0	0	0	0.000	0	0	0	0.000	0	0.000	0	0.000	0
	Sub Total (III)(xxv)	0	0	0	0	0	0.000	0	0	0	0.000	0	0.000	0	0.000	0
	Sub Total (III)(xxvi)	0	0	0	0	0	0.000	0	0	0	0.000	0	0.000	0	0.000	0
	Sub Total (III)(xxvii)	0	0	0	0	0	0.000	0	0	0	0.000	0	0.000	0	0.000	0
	Sub Total (III)(xxviii)	0	0	0	0	0	0.000	0	0	0	0.000	0	0.000	0	0.000	0
	Sub Total (III)(xxix)	0	0	0	0	0	0.000	0	0	0	0.000	0	0.000	0	0.000	0
	Sub Total (III)(xxx)	0	0	0	0	0	0.000	0	0	0	0.000	0	0.000	0	0.000	0
	Sub Total (III)(xxxi)	0	0	0	0	0	0.000	0	0	0	0.000	0	0.000	0	0.000	0
	Sub Total (III)(xxxii)	0	0	0	0	0	0.000	0	0	0	0.000	0	0.000	0	0.000	0
	Sub Total (III)(xxxiii)	0	0	0	0	0	0.000	0	0	0	0.000	0	0.000	0	0.000	0
	Sub Total (III)(xxxiv)	0	0	0	0	0	0.000	0	0	0	0.000	0	0.000	0	0.000	0
	Sub Total (III)(xxxv)	0	0	0	0	0	0.000	0	0	0	0.000	0	0.000	0	0.000	0
	Sub Total (III)(xxxvi)	0	0	0	0	0	0.000	0	0	0	0.000	0	0.000	0	0.000	0
	Sub Total (III)(xxxvii)	0	0	0	0	0	0.000	0	0	0	0.000	0	0.000	0	0.000	0
	Sub Total (III)(xxxviii)	0	0	0	0	0	0.000	0	0	0	0.000	0	0.000	0	0.000	0
	Sub Total (III)(xxxix)	0	0	0	0	0	0.000	0	0	0	0.000	0	0.000	0	0.000	0
	Sub Total (III)(xl)	0	0	0	0	0	0.000	0	0	0	0.000	0	0.000	0	0.000	0
	Sub Total (III)(xli)	0	0	0	0	0	0.000	0	0	0	0.000	0	0.000	0	0.000	0
	Sub Total (III)(xlii)	0	0	0	0	0	0.000	0	0	0	0.000	0	0.000	0	0.000	0
	Sub Total (III)(xliii)	0	0	0	0	0	0.000	0	0	0	0.000	0	0.000	0	0.000	0
	Sub Total (III)(xliiv)	0	0	0	0	0	0.000	0	0	0	0.000	0	0.000	0	0.000	0
	Sub Total (III)(xli)	0	0	0	0	0	0.000	0	0	0	0.000	0	0.000	0	0.000	0
	Sub Total (III)(xlii)	0	0	0	0	0	0.000	0	0	0	0.000	0	0.000	0	0.000	0
	Sub Total (III)(xliii)	0	0	0	0	0	0.000	0	0	0	0.000	0	0.000	0	0.000	0
	Sub Total (III)(xliiv)	0	0	0	0	0	0.000	0	0	0	0.000	0	0.000	0	0.000	0
	Sub Total (III)(xli)	0	0	0	0	0	0.000	0	0	0	0.000	0	0.000	0	0.000	0
	Sub Total (III)(xlii)	0	0	0	0	0	0.000	0	0	0	0.000	0	0.000	0	0.000	0
	Sub Total (III)(xliii)	0	0	0	0	0	0.000	0	0	0	0.000	0	0.000	0	0.000	0
	Sub Total (III)(xliiv)	0	0	0	0	0	0.000	0	0	0	0.000	0	0.000	0	0.000	0
	Sub Total (III)(xli)	0	0	0	0	0	0.000	0	0	0	0.000	0	0.000	0	0.000	0
	Sub Total (III)(xlii)	0	0	0	0	0	0.000	0	0	0	0.000	0	0.000	0	0.000	0
	Sub Total (III)(xliii)	0	0	0	0	0	0.000	0	0	0	0.000	0	0.000	0	0.000	0
	Sub Total (III)(xliiv)	0	0	0	0	0	0.000	0	0	0	0.000	0	0.000	0	0.000	0
	Sub Total (III)(xli)	0	0	0	0	0	0.000	0	0	0	0.000	0	0.000	0	0.000	0
	Sub Total (III)(xlii)	0	0	0	0	0	0.000	0	0	0	0.000	0	0.000	0	0.000	0
	Sub Total (III)(xliii)	0	0	0	0	0	0.000	0	0	0	0.000	0	0.000	0	0.000	0
	Sub Total (III)(xliiv)	0	0	0	0	0	0.000	0	0	0	0.000	0	0.000	0	0.000	0
	Sub Total (III)(xli)	0	0	0	0	0	0.000	0	0	0	0.000	0	0.000	0	0.000	0
	Sub Total (III)(xlii)	0	0	0	0	0	0.000	0	0	0	0.000	0	0.000	0	0.000	0
	Sub Total (III)(xliii)	0	0	0	0	0	0.000	0	0	0	0.000	0	0.000	0	0.000	0
	Sub Total (III)(xliiv)	0	0	0	0	0	0.000	0	0	0	0.000	0	0.000	0	0.000	0
	Sub Total (III)(xli)	0	0	0	0	0	0.000	0	0	0	0.000	0	0.000	0	0.000	0
	Sub Total (III)(xlii)	0	0	0	0	0	0.000	0	0	0	0.000	0	0.000	0	0.000	0
	Sub Total (III)(xliii)	0	0	0	0	0	0.000	0	0	0	0.000	0	0.000	0	0.000	0
	Sub Total (III)(xliiv)	0	0	0	0	0	0.000	0	0	0	0.000	0	0.000	0	0.000	0
	Sub Total (III)(xli)	0	0	0	0	0	0.000	0	0	0	0.000	0	0.000	0	0.000	0
	Sub Total (III)(xlii)	0	0	0	0	0	0.000	0	0	0	0.000	0	0.000	0	0.000	0

RIVAAZ TRADE VENTURES PRIVATE LIMITED
Table IV - Statement showing shareholding pattern of the Non Promoter- Non Public shareholder

Category & Name of the shareholders	Nos. of sharehold-ers	No. of fully paid up equity shares held	Partly paid-up equity shares held	No. of shares underlyin g Depositor y Receipts	Total nos. shares held	Shareholding % calculated as per SCRR, 1957 As a % of (A+B+C2)	Number of Voting Rights held in each class of securities			No. of Shares Underlying Outstanding convertible securities (including Warrants)	Shareholding , as a % assuming full conversion of convertible securities (as a percentage of diluted share capital)	Number of Locked in shares		Number of Shares pledged or otherwise encumbered		Number of equity shares held in dematerialised form	
							No of Voting Rights					Total as a % of (A+B+C)	No. (a)	As a % of total Shares held(b)	No. (a)		As a % of total Shares held(b)
							Class eg: X	Class eg: y	Total								
	(III)	(IV)	(V)	(VI)	(VII) = (IV)+(V)+(VI)	(VIII) As a % of (A+B+C2)	(IX)			(X)	(XI)= (VII)+(X) As a % of (A+B+C2)	(XII)		(XIII)		(XIV)	
1	Custodian/DR Holder	0	0	0	0	0	0	0	0	0	0	0	0	0	0	0	
2	Employee Benefit Trust (under SEBI (Share based Employee Benefit) Regulations, 2014)	0	0	0	0	0.0000	0	0	0	0	0	0	0	0	0	0	
	Total Non-Promoter- Non Public Shareholding (C)- (C)(1)+(C)(2)	0	0	0	0		0	0	0	0	0	0	0	0	0	0	

Note :

(1) PAN would not be displayed on website of Stock Exchange(s).

(2) The above format needs to disclose name of all holders holding more than 1% of total number of shares

(3) W.r.t. the information pertaining to Depository Receipts, the same may be disclosed in the respective columns to the extent information available and the balance to be disclosed as held by custodian.



For Rivaaz Trade Ventures Private Limited

Donaherham

Director/Authorised Signatory

Sr. No.	Details of the SBO				Details of the registered owner				Details of holding/ exercise of right of the SBO in the					Date of creation / acquisition of significant beneficial interest
	Name	Passport No. in case of a foreign national	Nationality	Nationality (Applicable in case of Any other is selected)	Name	Passport No. in case of a foreign national	Nationality	Nationality (Applicable in case of Any other is selected)	Whether by virtue of:					
									Shares	Voting rights	Rights on distributable dividend or any other distribution	Exercise of control	Exercise of significant influence	
1	Kishore Biyani		Indian				Indian		0			No	Yes	29/08/2020



For Rivaaz Trade Ventures Private Limited

Donal Redman

Director/Authorised Signatory

Pre-Merger Shareholding Pattern

Shareholding Pattern under Regulation 31 of SEBI (Listing Obligations and Disclosure Requirements) Regulations, 2015		
1	Name of Listed Entity: SYNTEX TRADING & AGENCY PRIVATE LIMITED	
2	Scrip Code/Name of Scrip/Class of Security: Equity shares	
3	Share Holding Pattern Filed under: Reg. 31(1)(a)/Reg. 31(1)(b)/Reg.31(1)(c)	29/08/2020
a.	If under 31(1)(b) then indicate the report for Quarter ending	
b.	If under 31(1)(c) then indicate date of allotment/extinguishment	
4	Declaration: The Listed entity is required to submit the following declaration to the extent of submission of information:-	

Sl. No.	Particulars	Yes*	No*
1	Whether the Listed Entity has issued any partly paid up shares?		No
2	Whether the Listed Entity has issued any Convertible Securities or Warrants?		No
3	Whether the Listed Entity has any shares against which depository receipts are issued?		No
4	Whether the Listed Entity has any shares in locked-in?		No
5	Whether any shares held by promoters are pledge or otherwise encumbered?		No
6	Whether Company has equity shares with differential voting rights?		No
7	Whether Listed Entity has any significant beneficial owner?		No

NOTE: Post merger shareholding pattern is not applicable as the company will be merged with Future Enterprises Limited

* If the Listed Entity selects the option 'No' for the questions above, the columns for the partly paid up shares, Outstanding Convertible Securities/Warrants, depository receipts, locked-in shares, No of shares pledged or otherwise encumbered by promoters, as applicable, shall not be displayed at the time of dissemination on the Stock Exchange website. Also wherever there is 'No' declared by Listed Entity in above table the values will be considered as 'Zero' by default on submission of the format of holding of specified securities.



For Syntex Trading and Agency Private Limited.

Donachetm

Director/Authorised Signatory

SYNTEX TRADING & AGENCY PRIVATE LIMITED

Table I - Summary Statement holding of specified securities

Category	Category of shareholder	Number of shareholders	No. of fully paid up equity shares held	No. of Partly paid-up equity shares held	No. of shares underlying Depository Receipts	Total nos. shares held	Shareholding as a % of total no. of shares (calculated as per SCRR, 1957)	Number of Voting Rights held in each class of securities			No. of Shares Underlying Outstanding convertible securities (including Warrants)	Shareholding, as a % assuming full conversion of convertible securities (as a percentage of diluted share capital)	Number of Locked in shares		Number of Shares pledged or otherwise encumbered		Number of equity shares held in dematerialised form	
								No of Voting Rights					Total as a % of (A+B+C)	No. (a)	As a % of total Shares held(b)	No. (a)		As a % of total Shares held(b)
								Class eg: X	Class eg: Y	Total								
(I)	(II)	(III)	(IV)	(V)	(VI)	(VII) = (IV)+(V)+(VI)	(VIII) (As a % of (A+B+C2))	(IX)			(X)	(XI) = (VI)+(X) As a % of (A+B+C2)	(XII)		(XIII)		(XIV)	
(A)	Promoter & Promoter Group	7	10000	0	0	10000	100.0000	10000	0	10000	100.0000	0	100.0000	0	0.0000	0	0.0000	0
(B)	Public	0	0	0	0	0	0.0000	0	0	0	0.0000	0	0.0000	0	0.0000	0	0.0000	0
(C)	Non Promoter - Non Public	0	0	0	0	0	0.0000	0	0	0	0.0000	0	0.0000	0	0.0000	0	0.0000	0
(C1)	Shares Underlying DRs	0	0	0	0	0	0.0000	0	0	0	0.0000	0	0.0000	0	0.0000	0	0.0000	0
(C2)	Shares Held By Employees Trust	0	0	0	0	0	0.0000	0	0	0	0.0000	0	0.0000	0	0.0000	0	0.0000	0
	Total	7	10000	0	0	10000	100.0000	10000	0	10000	100.00	0	100.0000	0	0.0000	0	0.0000	0

FOR SYNTEX TRADING & AGENCY PRIVATE LIMITED

DIRECTOR

For Syntex Trading and Agency Private Limited.



Donna Pappan
Director/Authorised Signatory

SYNTAX TRADING & AGENCY PRIVATE LIMITED

Table II - Statement showing shareholding pattern of the Promoter and Promoter Group

Category & Name of the shareholders	Nos. of shareho-lders	No. of fully paid-up equity shares held	Partly paid-up equity shares held	No. of shares underlying Depository Receipts	Total nos. shares held	Shareholding % calculated as per SCRR, 1957 As a % of (A+B+C2)	Number of Voting Rights held in each class of securities			No. of Shares Underlying Outstanding convertible securities (including Warrants)	Shareholding, as a % assuming full conversion of convertible securities (as a percentage of diluted share capital)	Number of Locked in shares		Number of Shares pledged or otherwise encumbered**		Number of equity shares held in dematerialised form	
							No of Voting Rights					Total as a % of (A+B+C)	No. (a)	As a % of total Shares held (b)	No. (x)		As a % of total Shares held (b)
							Class eg: X	Class eg: y	Total								
(i)	(ii)	(iv)	(v)	(vi)	(vii) = (iv)+(v)+(vi)	(viii) As a % of (A+B+C2)	(ix)			(x)	(xi) = (vii)+(x) As a % of (A+B+C2)	(xii)		(xiii)		(xiv)	
1 Indian																	
(a) Individuals / Hindu Undivided Family	6	6	0	0	6	0.0600	6	0	6	0.0600	0	0.0600	0	0.0000	0	0.0000	
Chandra Prakash Toshniwal	1	1	0	0	1	0.0100	1	0	1	0.0100	0	0.0100	0	0.0000	0	0.0000	
Dinesh Maheshwari	1	1	0	0	1	0.0100	1	0	1	0.0100	0	0.0100	0	0.0000	0	0.0000	
Sanjay Ramprasad Rathi	1	1	0	0	1	0.0100	1	0	1	0.0100	0	0.0100	0	0.0000	0	0.0000	
Deepak Navinchandra Tanna	1	1	0	0	1	0.0100	1	0	1	0.0100	0	0.0100	0	0.0000	0	0.0000	
Virendra Mansukhlal Samant	1	1	0	0	1	0.0100	1	0	1	0.0100	0	0.0100	0	0.0000	0	0.0000	
Vimal K Dhole	1	1	0	0	1	0.0100	1	0	1	0.0100	0	0.0100	0	0.0000	0	0.0000	
(b) Central Government / State Government(s)	0	0	0	0	0	0.0000	0	0	0	0.0000	0	0.0000	0	0.0000	0	0.0000	
(c) Financial Institutions / Banks	0	0	0	0	0	0.0000	0	0	0	0.0000	0	0.0000	0	0.0000	0	0.0000	
(d) Any Other (Specify)										0	0.0000	0	0.0000	0	0.0000		
Bodies Corporate	1	9994	0	0	9994	99.9400	9994	0	9994	99.9400	0.0000	99.9400	0	0.0000	0	0.0000	
Futurebazaar India Limited	1	9994	0	0	9994	99.9400	9994	0	9994	99.9400	0	99.9400	0	0.0000	0	0.0000	
Sub Total (A)(1)	7	10000	0	0	10000	100.0000	10000	0	10000	100.0000	0	100.0000	0	0.0000	0	0.0000	
2 Foreign																	
(a) Individuals (Non-Resident Individuals / Foreign Individuals)	0	0	0	0	0	0.0000	0	0	0	0.0000	0	0.0000	0	0.0000	0	0.0000	
(b) Government	0	0	0	0	0	0.0000	0	0	0	0.0000	0	0.0000	0	0.0000	0	0.0000	
(c) Institutions	0	0	0	0	0	0.0000	0	0	0	0.0000	0	0.0000	0	0.0000	0	0.0000	
(d) Foreign Portfolio Investor	0	0	0	0	0	0.0000	0	0	0	0.0000	0	0.0000	0	0.0000	0	0.0000	
(e) Any Other (Specify)	0	0	0	0	0	0.0000	0	0	0	0.0000	0	0.0000	0	0.0000	0	0.0000	
Sub Total (A)(2)	0	0	0	0	0	0.0000	0	0	0	0.0000	0	0.0000	0	0.0000	0	0.0000	
Total Shareholding Of Promoter And Promoter Group (A)= (A)(1)+(A)(2)	7	10000	0	0	10000	100.0000	10000	0	10000	100.0000	0	100.0000	0	0.0000	0	0.0000	

Details of Shares which remain unclaimed may be given here along with details such as number of shareholders, outstanding shares held in demat/unclaimed suspense account, voting rights which are frozen etc.

Note:

(1) PAN would not be displayed on website of Stock Exchange(s).

(2) The term 'Encumbrance' has the same meaning as assigned under regulation 28(2) of SEBI (Substantial Acquisition of Shares and Takeovers) Regulations, 2011.



For Syntax Trading and Agency Private Limited.

Donerhatm
Director/Authorised Signatory

Table III - Statement showing shareholding pattern of the Public shareholder																		
Sl.No.	Category & Name of the shareholders	No. of shareholders (A)	No. of fully paid up equity shares held (B)	Partly paid-up equity shares held (C)	No. of shares underlying Depository Receipts (D)	Total nos. shares held (E) = (B)+(C)+(D)	Shareholding % calculated as per SCRA, 1957 As a % of (A+B+C)	Number of Voting Rights held in each class of securities			No. of Shares underlying Outstanding convertible securities (including Warrants)	Shareholding - as a % assuming full conversion of convertible securities (as a percentage of diluted share capital)	Number of Locked in shares		Number of Shares pledged or otherwise encumbered		Number of equity shares held in dematerialised form	
								No of Voting Rights					Total as a % of (A+B+C)	No. (A)	As a % of total Shares held (B)	No. (A)		As a % of total Shares held (B)
								Class as per X	Class as per Y	Total								
	(I)	(II)	(III)	(IV)	(V)	(VI) = (IV)+(V)+(VI)	(VII) As a % of (A+B+C)	(IX)			(X)	(XI) = (VII)+(X) As a % of (A+B+C)	(XII)		(XIII)		(XIV)	
1	Institutions																	
(a)	Mutual Fund	0	0	0	0	0	0.000	0	0	0	0.000	0	0.000	NA	NA	NA	0	
(b)	Venture Capital Funds	0	0	0	0	0	0.000	0	0	0	0.000	0	0.000	NA	NA	NA	0	
(c)	Alternative Investment Funds	0	0	0	0	0	0.000	0	0	0	0.000	0	0.000	NA	NA	NA	0	
(d)	Foreign Venture Capital Investors	0	0	0	0	0	0.000	0	0	0	0.000	0	0.000	NA	NA	NA	0	
(e)	Foreign Portfolio Investor	0	0	0	0	0	0.000	0	0	0	0.000	0	0.000	NA	NA	NA	0	
(f)	Financial Institutions / Banks	0	0	0	0	0	0.000	0	0	0	0.000	0	0.000	NA	NA	NA	0	
(g)	Insurance Companies	0	0	0	0	0	0.000	0	0	0	0.000	0	0.000	NA	NA	NA	0	
(h)	Provident Funds/ Pension Funds	0	0	0	0	0	0.000	0	0	0	0.000	0	0.000	NA	NA	NA	0	
(i)	Any Other (Specify)	0	0	0	0	0	0.000	0	0	0	0.000	0	0.000	NA	NA	NA	0	
	Sub Total (B)(1)	0	0	0	0	0	0.000	0	0	0	0.000	0	0.000	NA	NA	NA	0	
2	Central Government/ State Government(s)/ President of India	0	0	0	0	0	0.000	0	0	0	0.000	0	0.000	NA	NA	NA	0	
	Sub Total (B)(2)	0	0	0	0	0	0.000	0	0	0	0.000	0	0.000	NA	NA	NA	0	
3	Non-institutions	0	0	0	0	0	0.000	0	0	0	0.000	0	0.000	NA	NA	NA	0	
(a)	Individuals	0	0	0	0	0	0.000	0	0	0	0.000	0	0.000	NA	NA	NA	0	
(i)	Individual shareholders holding nominal share capital up to Rs. 2 lakhs.	0	0	0	0	0	0.000	0	0	0	0.000	0	0.000	NA	NA	NA	0	
(ii)	Individual shareholders holding nominal share capital in excess of Rs. 2 lakhs.	0	0	0	0	0	0.000	0	0	0	0.000	0	0.000	NA	NA	NA	0	
(b)	NBFCs registered with RBI	0	0	0	0	0	0.000	0	0	0	0.000	0	0.000	NA	NA	NA	0	
(c)	Employee Trusts	0	0	0	0	0	0.000	0	0	0	0.000	0	0.000	NA	NA	NA	0	
(d)	Overseas Depositories/holding DRI (balancing figure)	0	0	0	0	0	0.000	0	0	0	0.000	0	0.000	NA	NA	NA	0	
(e)	Any Other (Specify)	0	0	0	0	0	0.000	0	0	0	0.000	0	0.000	NA	NA	NA	0	
	Sub Total (B)(3)	0	0	0	0	0	0.000	0	0	0	0.000	0	0.000	NA	NA	NA	0	
	Sub Total (B)(4)	0	0	0	0	0	0.000	0	0	0	0.000	0	0.000	NA	NA	NA	0	
	Sub Total (B)(5)	0	0	0	0	0	0.000	0	0	0	0.000	0	0.000	NA	NA	NA	0	
	Sub Total (B)(6)	0	0	0	0	0	0.000	0	0	0	0.000	0	0.000	NA	NA	NA	0	
	Sub Total (B)(7)	0	0	0	0	0	0.000	0	0	0	0.000	0	0.000	NA	NA	NA	0	
	Sub Total (B)(8)	0	0	0	0	0	0.000	0	0	0	0.000	0	0.000	NA	NA	NA	0	
	Sub Total (B)(9)	0	0	0	0	0	0.000	0	0	0	0.000	0	0.000	NA	NA	NA	0	
	Sub Total (B)(10)	0	0	0	0	0	0.000	0	0	0	0.000	0	0.000	NA	NA	NA	0	
	Sub Total (B)(11)	0	0	0	0	0	0.000	0	0	0	0.000	0	0.000	NA	NA	NA	0	
	Sub Total (B)(12)	0	0	0	0	0	0.000	0	0	0	0.000	0	0.000	NA	NA	NA	0	
	Sub Total (B)(13)	0	0	0	0	0	0.000	0	0	0	0.000	0	0.000	NA	NA	NA	0	
	Sub Total (B)(14)	0	0	0	0	0	0.000	0	0	0	0.000	0	0.000	NA	NA	NA	0	
	Sub Total (B)(15)	0	0	0	0	0	0.000	0	0	0	0.000	0	0.000	NA	NA	NA	0	
	Sub Total (B)(16)	0	0	0	0	0	0.000	0	0	0	0.000	0	0.000	NA	NA	NA	0	
	Sub Total (B)(17)	0	0	0	0	0	0.000	0	0	0	0.000	0	0.000	NA	NA	NA	0	
	Sub Total (B)(18)	0	0	0	0	0	0.000	0	0	0	0.000	0	0.000	NA	NA	NA	0	
	Sub Total (B)(19)	0	0	0	0	0	0.000	0	0	0	0.000	0	0.000	NA	NA	NA	0	
	Sub Total (B)(20)	0	0	0	0	0	0.000	0	0	0	0.000	0	0.000	NA	NA	NA	0	
	Sub Total (B)(21)	0	0	0	0	0	0.000	0	0	0	0.000	0	0.000	NA	NA	NA	0	
	Sub Total (B)(22)	0	0	0	0	0	0.000	0	0	0	0.000	0	0.000	NA	NA	NA	0	
	Sub Total (B)(23)	0	0	0	0	0	0.000	0	0	0	0.000	0	0.000	NA	NA	NA	0	
	Sub Total (B)(24)	0	0	0	0	0	0.000	0	0	0	0.000	0	0.000	NA	NA	NA	0	
	Sub Total (B)(25)	0	0	0	0	0	0.000	0	0	0	0.000	0	0.000	NA	NA	NA	0	
	Sub Total (B)(26)	0	0	0	0	0	0.000	0	0	0	0.000	0	0.000	NA	NA	NA	0	
	Sub Total (B)(27)	0	0	0	0	0	0.000	0	0	0	0.000	0	0.000	NA	NA	NA	0	
	Sub Total (B)(28)	0	0	0	0	0	0.000	0	0	0	0.000	0	0.000	NA	NA	NA	0	
	Sub Total (B)(29)	0	0	0	0	0	0.000	0	0	0	0.000	0	0.000	NA	NA	NA	0	
	Sub Total (B)(30)	0	0	0	0	0	0.000	0	0	0	0.000	0	0.000	NA	NA	NA	0	
	Sub Total (B)(31)	0	0	0	0	0	0.000	0	0	0	0.000	0	0.000	NA	NA	NA	0	
	Sub Total (B)(32)	0	0	0	0	0	0.000	0	0	0	0.000	0	0.000	NA	NA	NA	0	
	Sub Total (B)(33)	0	0	0	0	0	0.000	0	0	0	0.000	0	0.000	NA	NA	NA	0	
	Sub Total (B)(34)	0	0	0	0	0	0.000	0	0	0	0.000	0	0.000	NA	NA	NA	0	
	Sub Total (B)(35)	0	0	0	0	0	0.000	0	0	0	0.000	0	0.000	NA	NA	NA	0	
	Sub Total (B)(36)	0	0	0	0	0	0.000	0	0	0	0.000	0	0.000	NA	NA	NA	0	
	Sub Total (B)(37)	0	0	0	0	0	0.000	0	0	0	0.000	0	0.000	NA	NA	NA	0	
	Sub Total (B)(38)	0	0	0	0	0	0.000	0	0	0	0.000	0	0.000	NA	NA	NA	0	
	Sub Total (B)(39)	0	0	0	0	0	0.000	0	0	0	0.000	0	0.000	NA	NA	NA	0	
	Sub Total (B)(40)	0	0	0	0	0	0.000	0	0	0	0.000	0	0.000	NA	NA	NA	0	
	Sub Total (B)(41)	0	0	0	0	0	0.000	0	0	0	0.000	0	0.000	NA	NA	NA	0	
	Sub Total (B)(42)	0	0	0	0	0	0.000	0	0	0	0.000	0	0.000	NA	NA	NA	0	
	Sub Total (B)(43)	0	0	0	0	0	0.000	0	0	0	0.000	0	0.000	NA	NA	NA	0	
	Sub Total (B)(44)	0	0	0	0	0	0.000	0	0	0	0.000	0	0.000	NA	NA	NA	0	
	Sub Total (B)(45)	0	0	0	0	0	0.000	0	0	0	0.000	0	0.000	NA	NA	NA	0	
	Sub Total (B)(46)	0	0	0	0	0	0.000	0	0	0	0.000	0	0.000	NA	NA	NA	0	
	Sub Total (B)(47)	0	0	0	0	0	0.000	0	0	0	0.000	0	0.000	NA	NA	NA	0	
	Sub Total (B)(48)	0	0	0	0	0	0.000	0	0	0	0.000	0	0.000	NA	NA	NA	0	
	Sub Total (B)(49)	0	0	0	0	0	0.000	0	0	0	0.000	0	0.000	NA	NA	NA	0	
	Sub Total (B)(50)	0	0	0	0	0	0.000	0	0	0	0.000	0	0.000	NA	NA	NA	0	
	Sub Total (B)(51)	0	0	0	0	0	0.000	0	0	0	0.000	0	0.000	NA	NA	NA	0	
	Sub Total (B)(52)	0	0	0	0	0	0.000	0	0	0	0.000	0	0.000	NA	NA	NA	0	
	Sub Total (B)(53)	0	0	0	0	0	0.000	0	0	0	0.000	0	0.000	NA	NA	NA	0	
	Sub Total (B)(54)	0	0	0	0	0	0.000	0	0	0	0.000	0	0.000	NA	NA	NA	0	
	Sub Total (B)(55)	0	0	0	0	0	0.000	0	0	0	0.000	0	0.000	NA	NA	NA	0	
	Sub Total (B)(56)	0	0	0	0	0	0.000	0	0	0	0.000	0	0.000	NA	NA	NA	0	
	Sub Total (B)(57)	0	0	0	0	0	0.000	0	0	0	0.000	0	0.000	NA	NA	NA	0	
	Sub Total (B)(58)	0	0	0	0	0	0.000	0	0	0	0.000	0	0.000	NA	NA	NA	0	
	Sub Total (B)(59)	0	0	0	0	0	0.000	0	0	0	0.000	0	0.000	NA	NA	NA	0	
	Sub Total (B)(60)	0	0	0	0	0	0.000	0	0	0	0.000	0	0.000	NA	NA	NA	0	
	Sub Total (B)(61)	0	0	0	0	0	0.000	0	0	0	0.000	0	0.000	NA	NA	NA	0	
	Sub Total (B)(62)	0	0	0	0	0	0.000	0	0	0	0.000	0	0.000	NA	NA	NA	0	
	Sub Total (B)(63)	0	0	0	0	0	0.000	0	0	0	0.000	0	0.000	NA	NA	NA	0	
	Sub Total (B)(64)	0	0	0	0	0	0.000	0	0	0	0.000	0	0.000	NA	NA	NA	0	
	Sub Total (B)(65)	0	0	0	0	0	0.000	0	0	0	0.000	0	0.000	NA	NA	NA	0	
	Sub Total (B)(66)	0	0	0	0	0	0.000	0	0	0	0.000	0	0.000	NA	NA	NA	0	
	Sub Total (B)(67)	0	0	0	0	0	0.000	0	0	0	0.000	0	0.000	NA	NA	NA	0	
	Sub Total (B)(68)	0	0	0	0	0	0.000	0	0	0	0.000	0	0.000	NA	NA	NA	0	
	Sub Total (B)(69)	0	0	0	0	0	0.000	0	0	0	0.000	0	0.000	NA	NA	NA	0	
	Sub Total (B)(70)	0	0	0	0	0	0.000	0	0	0	0.000	0	0.000	NA	NA	NA	0	
	Sub Total (B)(71)	0	0	0	0	0	0.000	0	0									

SYNTAX TRADING & AGENCY PRIVATE LIMITED
Table IV - Statement showing shareholding pattern of the Non Promoter- Non Public shareholder

Category & Name of the shareholders	Nos. of sharehold-ers	No. of fully paid up equity shares held	Partly paid-up equity shares held	No. of shares underlyin- g Depositor y Receipts	Total nos. shares held	Shareholding % calculated as per SCRR, 1957 As a % of (A+B+C2)	Number of Voting Rights held in each class of securities			No. of Shares Underlying Outstanding convertible securities (including Warrants)	Shareholding as a % assuming full conversion of convertible securities (as a percentage of diluted share capital)	Number of Locked In shares		Number of Shares pledged or otherwise encumbered		Number of equity shares held in dematerialised form
							No of Voting Rights		Total as a % of (A+B+C)			No. (a)	As a % of total Shares held(b)	No. (a)	As a % of total Shares held(b)	
							Class eg: X	Class eg: y Total								
(i)	(ii)	(iv)	(v)	(vi)	(vii) = (iv)+(v)+(vi)	(viii) As a % of (A+B+C2)	(ix)			(x)	(xi) = (vii)+(x) As a % of (A+B+C2)	(xii)		(xiii)		(xiv)
1	Custodian/DR Holder	0	0	0	0	0	0	0	0	0	0	0	0	0	0	0
2	Employee Benefit Trust (under SEBI (Share based Employee Benefit) Regulations, 2014)	0	0	0	0	0	0.0000	0	0	0	0	0	0	0	0	0
	Total Non-Promoter- Non Public Shareholding (C):- (C)(1)+(C)(2)	0	0	0	0	0	0	0	0	0	0	0	0	0	0	0

Note :

(1) PAN would not be displayed on website of Stock Exchange(s).

(2) The above format needs to disclose name of all holders holding more than 1% of total number of shares

(3) W.r.t. the information pertaining to Depository Receipts, the same may be disclosed in the respective columns to the extent information available and the balance to be disclosed as held by custodian.



For Syntax Trading and Agency Private Limited.

[Signature]

Director/Authorised Signatory

Sr. No.	Details of the SBO				Details of the registered owner				Details of holding/ exercise of right of the SBO in the					Date of creation / acquisition of significant beneficial interest
	Name	Passport No. in case of a foreign national	Nationality	Nationality (Applicable in case of Any other is selected)	Name	Passport No. in case of a foreign national	Nationality	Nationality (Applicable in case of Any other is selected)	Whether by virtue of:					
									Shares	Voting rights	Rights on distributable dividend or any other distribution	Exercise of control	Exercise of significant influence	
1	Kishore Biyani		Indian				Indian		0			No	Yes	29/08/2020



For Syntex Trading and Agency Private Limited.

[Handwritten Signature]

Director/Authorised Signatory

Pre-Merger Shareholding Pattern

Shareholding Pattern under Regulation 31 of SEBI (Listing Obligations and Disclosure Requirements) Regulations, 2015		
1	Name of Listed Entity: SYNTEX TRADING & AGENCY PRIVATE LIMITED	
2	Scrip Code/Name of Scrip/Class of Security: Preference Equity shares	
3	Share Holding Pattern Filed under: Reg. 31(1)(a)/Reg. 31(1)(b)/Reg.31(1)(c)	
a.	If under 31(1)(b) then indicate the report for Quarter ending	29-Aug-20
b.	If under 31(1)(c) then indicate date of allotment/extinguishment	
4	Declaration: The Listed entity is required to submit the following declaration to the extent of submission of information:-	

Sl. No.	Particulars	Yes*	No*
1	Whether the Listed Entity has issued any partly paid up shares?		No
2	Whether the Listed Entity has issued any Convertible Securities or Warrants?		No
3	Whether the Listed Entity has any shares against which depository receipts are issued?		No
4	Whether the Listed Entity has any shares in locked-in?		No
5	Whether any shares held by promoters are pledge or otherwise encumbered?		No
6	Whether Company has preference shares with differential voting rights?		No
7	Whether Listed Entity has any significant beneficial owner?		No

NOTE: Post merger shareholding pattern is not applicable as the company will be merged with Future Enterprises Limited

* If the Listed Entity selects the option 'No' for the questions above, the columns for the partly paid up shares, Outstanding Convertible Securities/Warrants, depository receipts, locked-in shares, No of shares pledged or otherwise encumbered by promoters, as applicable, shall not be displayed at the time of dissemination on the Stock Exchange website. Also wherever there is 'No' declared by Listed Entity in above table the values will be considered as 'Zero' by default on submission of the format of holding of specified securities.

For SYNTEX TRADING & AGENCY PRIVATE LIMITED

Authorised Signatory



SYNTEX TRADING & AGENCY PRIVATE LIMITED																		
Table I - Summary Statement holding of specified securities																		
Category	Category of shareholder	Number of shareholders	No. of fully paid up preference shares held	No. of Partly paid-up preference shares held	No. of shares underlying Depository Receipts	Total nos. shares held	Shareholding as a % of total no. of shares (calculated as per SCRR, 1957)	Number of Voting Rights held in each class of securities				No. of Shares Underlying Outstanding convertible securities (including Warrants)	Shareholding , as a % assuming full conversion of convertible securities (as a percentage of diluted share capital)	Number of Locked in shares		Number of Shares pledged or otherwise encumbered		Number of preference shares held in dematerialised form
								No of Voting Rights			Total as a % of (A+B+C)			No. (a)	As a % of total Shares held(b)	No. (a)	As a % of total Shares held(b)	
								Class eg: X	Class eg: y	Total								
(I)	(II)	(III)	(IV)	(V)	(VI)	(VII) = (IV)+(V)+ (VI)	(VIII)As a % of (A+B+C2)	(IX)				(X)	(XI)= (VII)+(X) As a % of (A+B+C2)	(XII)		(XIII)		(XIV)
(A)	Promoter & Promoter Group	0	0	0	0	0	0.0000	0	0	0	0.0000	0	0.0000	0	0.0000	0	0.0000	0
(B)	Public	2	6574537	0	0	6574537	100.0000	6574537	0	6574537	100.0000	0	100.0000	0	0.0000	0	0.0000	0
(C)	Non Promoter - Non Public	0	0	0	0	0	0.0000	0	0	0	0.0000	0	0.0000	0	0.0000	0	0	0
(C1)	Shares Underlying DRs	0	0	0	0	0	0.0000	0	0	0	0.0000	0	0.0000	0	0.0000	0	0.00	0
(C2)	Shares Held By Employee Trust	0	0	0	0	0	0.0000	0	0	0	0.0000	0	0.0000	0	0.0000	0	0.00	0
	Total	2	6574537	0	0	6574537	100.0000	6574537	0	6574537	100.00	0	100.0000	0	0.0000	0	0.0000	0

For SYNTEX TRADING & AGENCY PRIVATE LIMITED

Authorised Signatory



SYNTEX TRADING & AGENCY PRIVATE LIMITED

Table II - Statement showing shareholding pattern of the Promoter and Promoter Group

Table II - Statement showing shareholding pattern of the Promoter and Promoter Group																		
	Category & Name of the shareholders	Nos. of shareholders	No. of fully paid up preference shares held	Partly paid-up preference shares held	No. of shares underlying Depository Receipts	Total nos. shares held	Shareholding % calculated as per SCRR, 1957 As a % of (A+B+C2)	Number of Voting Rights held in each class of securities				No. of Shares Underlying Outstanding convertible securities (including Warrants)	Shareholding, as a % assuming full conversion of convertible securities (as a percentage of diluted share capital)	Number of Locked in shares		Number of Shares pledged or otherwise encumbered**		Number of preference shares held in dematerialised form
								No of Voting Rights			Total as a % of (A+B+C)			No. (a)	As a % of total Shares held(b)	No. (a)	As a % of total Shares held (b)	
								Class eg: X	Class eg: y	Total								
	(I)	(III)	(IV)	(V)	(VI)	(VII) = (IV)+(V)+(VI)	(VIII) As a % of (A+B+C2)	(IX)				(X)	(XI)= (VII)+(X) As a % of (A+B+C2)	(XII)		(XIII)		(XIV)
1	Indian																	
(a)	Individuals / Hindu Undivided Family	0	0	0	0	0	0.0000	0	0	0	0.0000	0	0.0000	0	-	0	0.0000	0
		0	0	0	0	0	0.0000	0	0	0	0.0000	0	0.0000	0	0.0000	0	0.0000	0
		0	0	0	0	0	0.0000	0	0	0	0.0000	0	0.0000	0	0.0000	0	0.0000	0
		0	0	0	0	0	0.0000	0	0	0	0.0000	0	0.0000	0	0.0000	0	0.0000	0
		0	0	0	0	0	0.0000	0	0	0	0.0000	0	0.0000	0	0.0000	0	0.0000	0
		0	0	0	0	0	0.0000	0	0	0	0.0000	0	0.0000	0	0.0000	0	0.0000	0
		0	0	0	0	0	0.0000	0	0	0	0.0000	0	0.0000	0	0.0000	0	0.0000	0
		0	0	0	0	0	0.0000	0	0	0	0.0000	0	0.0000	0	0.0000	0	0.0000	0
(b)	Central Government / State Government(s)	0	0	0	0	0	0.0000	0	0	0	0.0000	0	0.0000	0	0.0000	0	0.0000	0
(c)	Financial Institutions / Banks	0	0	0	0	0	0.0000	0	0	0	0.0000	0	0.0000	0	0.0000	0	0.0000	0
(d)	Any Other (Specify)																	
	Bodies Corporate	0	0	0	0	0	0.0000	0	0	0	0.0000	0.0000	0.0000	0	0.0000	0	0.0000	0
		0	0	0	0	0	0.0000	0	0	0	0.0000	0	0.0000	0	0.0000	0	0.0000	0
	Sub Total (A)(1)	0	0	0	0	0	0.0000	0	0	0	0.0000	0	0.0000	0	0.0000	0	0.0000	0
2	Foreign																	
(a)	Individuals (Non-Resident Individuals / Foreign Individuals)	0	0	0	0	0	0.0000	0	0	0	0.0000	0	0.0000	0	0.0000	0	0.0000	0
(b)	Government	0	0	0	0	0	0.0000	0	0	0	0.0000	0	0.0000	0	0.0000	0	0.0000	0
(c)	Institutions	0	0	0	0	0	0.0000	0	0	0	0.0000	0	0.0000	0	0.0000	0	0.0000	0
(d)	Foreign Portfolio Investor	0	0	0	0	0	0.0000	0	0	0	0.0000	0	0.0000	0	0.0000	0	0.0000	0
(e)	Any Other (Specify)	0	0	0	0	0	0.0000	0	0	0	0.0000	0	0.0000	0	0.0000	0	0.0000	0
	Sub Total (A)(2)	0	0	0	0	0	0.0000	0	0	0	0.0000	0	0.0000	0	0.0000	0	0.0000	0
	Total Shareholding Of Promoter And Promoter Group (A)= (A)(1)+(A)(2)	0	0	0	0	0	0.0000	0	0	0	0.0000	0	0.0000	0	0.0000	0	0.0000	0

Details of Shares which remain unclaimed may be given hear along with details such as number of shareholders, outstanding shares held in demat/unclaimed suspense account, voting rights which are frozen etc.

- Note:
- (1) PAN would not be displayed on website of Stock Exchange(s).
- (2) The term 'Encumbrance' has the same meaning as assigned under regulation 28(3) of SEBI (Substantial Acquisition of Shares and Takeovers) Regulations, 2011.

For SYNTEX TRADING & AGENCY PRIVATE LIMITED



Authorised Signatory



Table III - Statement showing shareholding pattern of the Public shareholder																		
Sl.No.	Category & Name of the shareholders	Nos. of shareholder s	No. of fully paid up preference shares held	Partly paid-up preferenc e shares held	No. of shares underlying Depositor y Receipts	Total nos. shares held	Shareholding % calculated as per SCRR, 1957 As a % of (A+B+C2)	Number of Voting Rights held in each class of securities				No. of Shares Underlying Outstandin g convertible securities (including Warrants)	Shareholding , as a % assuming full conversion of convertible securities (as a percentage of diluted share capital)	Number of Locked in shares		Number of Shares pledged or otherwise encumbered		Number of preference shares held in dematerialised form
								No of Voting Rights			Total as a % of (A+B+C)			No. (a)	As a % of total Shares held (b)	No. (a)	As a % of total Shares held(b)	
								Class eg: X	Class eg: Y	Total								
	(I)	(III)	(IV)	(V)	(VI)	(VII) = (IV)+(V)+ (VI)	(VIII) As a % of (A+B+C2)	(IX)				(X)	(XI)= (VII)+(X) As a % of (A+B+C2)	(XII)		(XIII)		(XIV)
1	Institutions																	
(a)	Mutual Fund	0	0	0	0	0	0.000	0	0	0	0.000	0	0.000	0	0.000	NA	NA	0
(b)	Venture Capital Funds	0	0	0	0	0	0.000	0	0	0	0.000	0	0.000	0	0.000	NA	NA	0
(c)	Alternate Investment Funds	0	0	0	0	0	0.000	0	0	0	0.000	0	0.000	0	0.000	NA	NA	0
(d)	Foreign Venture Capital Investors	0	0	0	0	0	0.000	0	0	0	0.000	0	0.000	0	0.000	NA	NA	0
(e)	Foreign Portfolio Investor	0	0	0	0	0	0.000	0	0	0	0.000	0	0.000	0	0.000	NA	NA	0
(f)	Financial Institutions / Banks	0	0	0	0	0	0.000	0	0	0	0.000	0	0.000	0	0.000	NA	NA	0
(g)	Insurance Companies	0	0	0	0	0	0.000	0	0	0	0.000	0	0.000	0	0.000	NA	NA	0
(h)	Provident Funds/ Pension Funds	0	0	0	0	0	0.000	0	0	0	0.000	0	0.000	0	0.000	NA	NA	0
(i)	Any Other (Specify)	0	0	0	0	0	0.000	0	0	0	0.000	0	0.000	0	0.000	NA	NA	0
	Sub Total (B)(1)	0	0	0	0	0	0.000	0	0	0	0.000	0	0.000	0	0.000	NA	NA	0
2	Central Government/ State Government(s)/ President of India	0	0	0	0	0	0.000	0	0	0	0.000	0	0.000	0	0.000	NA	NA	0
	Sub Total (B)(2)	0	0	0	0	0	0.000	0	0	0	0.000	0	0.000	0	0.000	NA	NA	0
3	Non-institutions	0	0	0	0	0	0.000	0	0	0	0.000	0	0.000	0	0.000	NA	NA	0
(a)	Individuals	0	0	0	0	0	0.000	0	0	0	0.000	0	0.000	0	0.000	NA	NA	0
	i. Individual shareholders holding nominal share capital up to Rs. 2 lakhs.	0	0	0	0	0	0.000	0	0	0	0.000	0	0.000	0	0.000	NA	NA	0
	ii. Individual shareholders holding nominal share capital in excess of Rs. 2 lakhs.	0	0	0	0	0	0.000	0	0	0	0.000	0	0.000	0	0.000	NA	NA	0
(b)	NBFCs registered with RBI	0	0	0	0	0	0.000	0	0	0	0.000	0	0.000	0	0.000	NA	NA	0
(c)	Employee Trusts	0	0	0	0	0	0.000	0	0	0	0.000	0	0.000	0	0.000	NA	NA	0
(d)	Overseas Depositories(holding DRs) (balancing figure)	0	0	0	0	0	0.000	0	0	0	0.000	0	0.000	0	0.000	NA	NA	0
(e)	Any Other (Specify)	0	6574537	0	0	6574537	100.000	6574537	0	6574537	100.000	0	100.000	0	0.000	NA	NA	0
	Trusts	0	0	0	0	0	0.000	0	0	0	0.000	0	0.000	0	0.000	NA	NA	0
	Foreign Nationals	0	0	0	0	0	0.000	0	0	0	0.000	0	0.000	0	0.000	NA	NA	0
	Hindu Undivided Family	0	0	0	0	0	0.000	0	0	0	0.000	0	0.000	0	0.000	NA	NA	0
	Non Resident Indians (Non Repat)	0	0	0	0	0	0.000	0	0	0	0.000	0	0.000	0	0.000	NA	NA	0
	Non Resident Indians (Repat)	0	0	0	0	0	0.000	0	0	0	0.000	0	0.000	0	0.000	NA	NA	0
	Clearing Member	0	0	0	0	0	0.000	0	0	0	0.000	0	0.000	0	0.000	NA	NA	0
	Bodies Corporate	2	6574537	0	0	6574537	100.000	6574537	0	6574537	100.000	0	100.000	0	0.000	NA	NA	0
	Rivaaz Trade Ventures Private Limited		4769877			4769877	72.550	4769877		4769877	72.550	0	72.550	0	0.000	NA	NA	0
	Ojas Tradelease and Mall Management Private Limited		1804660			1804660	27.450	1804660		1804660	27.450	0	27.450	0	0.000	NA	NA	0
	Directors and Directors' Relatives	0	0	0	0	0	0.000	0	0	0	0.000	0	0.000	0	0.000	NA	NA	0
	Sub Total (B)(3)	0	6574537	0	0	6574537	100.000	6574537	0	6574537	100.000	0	100.000	0	0.000	NA	NA	0
	Total Public Shareholding (B)= (B)(1)+(B)(2)+(B)(3)	0	6574537	0	0	6574537	100.000	6574537	0	6574537	100.000	0	100.000	0	0.000	NA	NA	0

Details of the shareholders acting as persons in Concert including their Shareholding (No. and %):

Name of Public Shareholder	% holding
-	-

6574537

Details of Shares which remain unclaimed may be given hear along with details such as number of shareholders, outstanding shares held in demat/unclaimed suspense account, voting rights which are frozen etc.

No. of shareholders
0

Notes:

- PAN would not be displayed on website of Stock Exchange(s).
- The above format needs to be disclosed along with the name of following persons:Institutions/Non Institutions holding more than 1% of total number of shares
- W.r.t. the information pertaining to Depository Receipts, the same may be disclosed in the respective columns to the extent information available and the balance to be disclosed as held by custodian.

For SYNTAX TRADING & AGENCY PRIVATE LIMITED

Donahethnu

Authorised Signatory



SYNTEX TRADING & AGENCY PRIVATE LIMITED
Table IV - Statement showing shareholding pattern of the Non Promoter- Non Public shareholder

	Category & Name of the shareholders	Nos. of shareholders	No. of fully paid up preference shares held	Partly paid-up preference shares held	No. of shares underlying Depository Receipts	Total nos. shares held	Shareholding % calculated as per SCRR, 1957 As a % of (A+B+C2)	Number of Voting Rights held in each class of securities				No. of Shares Underlying Outstanding convertible securities (including Warrants)	Shareholding , as a % assuming full conversion of convertible securities (as a percentage of diluted share capital)	Number of Locked in shares		Number of Shares pledged or otherwise encumbered		Number of preference shares held in dematerialised form
								No of Voting Rights			Total as a % of (A+B+C)			No. (a)	As a % of total Shares held(b)	No. (a)	As a % of total Shares held(b)	
								Class eg: X	Class eg: y	Total								
	(I)	(III)	(IV)	(V)	(VI)	(VII) = (IV)+(V)+(VI)	(VIII) As a % of (A+B+C2)	(IX)				(X)	(XI)= (VII)+(X) As a % of (A+B+C2)	(XII)		(XIII)		(XIV)
1	Custodian/DR Holder	0	0	0	0	0	0	0	0	0	0	0	0	0	0	0	0	0
2	Employee Benefit Trust (under SEBI (Share based Employee Benefit) Regulations, 2014)	0	0	0	0	0	0.0000	0	0	0	0	0	0	0	0	0	0	0
	Total Non-Promoter- Non Public Shareholding (C)= (C)(1)+(C)(2)	0	0	0	0	0	0	0	0	0	0	0	0	0	0	0	0	0

Note :

(1) PAN would not be displayed on website of Stock Exchange(s).

(2) The above format needs to disclose name of all holders holding more than 1% of total number of shares

(3) W.r.t. the information pertaining to Depository Receipts, the same may be disclosed in the respective columns to the extent information available and the balance to be disclosed as held by custodian.

For SYNTEX TRADING & AGENCY PRIVATE LIMITED

Authorised Signatory



Sr. No.	Details of the SBO				Details of the registered owner				Details of holding/ exercise of right of the SBO in the reporting company, whether direct or indirect*:					Date of creation / acquisition of significant beneficial interest
	Name	Passport No. in case of a foreign national	Nationality	Nationality (Applicable in case of Any other is selected)	Name	Passport No. in case of a foreign national	Nationality	Nationality (Applicable in case of Any other is selected)	Whether by virtue of:					
									Shares	Voting rights	Rights on distributable dividend or any other distribution	Exercise of control	Exercise of significant influence	
1	Kishore Biyani		Indian				Indian		0			No	Yes	29/08/2020

For SYNTAX TRADING & AGENCY PRIVATE LIMITED



Authorised Signatory



Pre-Merger Shareholding Pattern

Shareholding Pattern under Regulation 31 of SEBI (Listing Obligations and Disclosure Requirements) Regulations, 2015		
1	Name of Entity: Taquito Lease Operators Private Limited	
2	Scrip Code/Name of Scrip/Class of Security: Equity shares	
3	Share Holding Pattern Filed under: Reg. 31(1)(a)/Reg. 31(1)(b)/Reg.31(1)(c)	
a.	If under 31(1)(b) then indicate the report for Quarter ending	29-Aug-20
b.	If under 31(1)(c) then indicate date of allotment/extinguishment	
4	Declaration: The Listed entity is required to submit the following declaration to the extent of submission of information:-	

Sl. No.	Particulars	Yes*	No*
1	Whether the Listed Entity has issued any partly paid up shares?		No
2	Whether the Listed Entity has issued any Convertible Securities or Warrants?		No
3	Whether the Listed Entity has any shares against which depository receipts are issued?		No
4	Whether the Listed Entity has any shares in locked-in?		No
5	Whether any shares held by promoters are pledge or otherwise encumbered?	Yes	
6	Whether Company has equity shares with differential voting rights?		No
7	Whether Listed Entity has any significant beneficial owner?		No

NOTE: Post merger shareholding pattern is not applicable as the company will be merged with Future Enterprises Limited

* If the Listed Entity selects the option 'No' for the questions above, the columns for the partly paid up shares, Outstanding Convertible Securities/Warrants, depository receipts, locked-in shares, No of shares pledged or otherwise encumbered by promoters, as applicable, shall not be displayed at the time of dissemination on the Stock Exchange website. Also wherever there is 'No' declared by Listed Entity in above table the values will be considered as 'Zero' by default on submission of the format of holding of specified securities.



For Taquito Lease Operators Private Limited.

[Handwritten Signature]
Director/Authorised Signatory

Taquito Lease Operators Private Limited

Table 1 - Summary Statement holding of specified securities

Category	Category of shareholder	Number of shareholders	No. of fully paid up equity shares held	No. of Partly paid-up equity shares held	No. of shares underlying Depository Receipts	Total nos. shares held	Shareholding as a % of total no. of shares (calculated as per SCRR, 1957)	Number of Voting Rights held in each class of securities				No. of Shares Underlying Outstanding convertible securities (including Warrants)	Shareholding as a % assuming full conversion of convertible securities (as a percentage of diluted share capital)	Number of Locked in shares		Number of Shares pledged or otherwise encumbered		Number of equity shares held in dematerialised form
								No of Voting Rights			Total as a % of (A+B+C)			No. (a)	As a % of total Shares held (b)	No. (a)	As a % of total Shares held (b)	
								Class eg: X	Class eg: Y	Total								
(i)	(ii)	(iii)	(iv)	(v)	(vi)	(vii) = (iv)+(v)+(vi)	(viii) As a % of (A+B+C2)	(ix)			(x)	(xi) = (vii)+(x) As a % of (A+B+C2)	(xii)		(xiii)		(xiv)	
(A)	Promoter & Promoter Group	7	110000000	0	0	110000000	100.0000	110000000	0	110000000	100.0000	0	100.0000	0	0.0000	33000000	30.0000	769900000
(B)	Public	0	0	0	0	0	0.0000	0	0	0	0.0000	0	0.0000	0	0.0000	0	0.0000	0
(C)	Non Promoter - Non Public	0	0	0	0	0	0.0000	0	0	0	0.0000	0	0.0000	0	0.0000	0	0.0000	0
(C1)	Shares Underlying Dts.	0	0	0	0	0	0.0000	0	0	0	0.0000	0	0.0000	0	0.0000	0	0.0000	0
(C2)	Shares Held By Employee Trust	0	0	0	0	0	0.0000	0	0	0	0.0000	0	0.0000	0	0.0000	0	0.0000	0
	Total	7	110000000	0	0	110000000	100.0000	110000000	0	110000000	100.00	0	100.0000	0	0.0000	33000000	30.0000	769900000



For Taquito Lease Operators Private Limited.

[Signature]
Director/Authorised Signatory

Taquito Lease Operators Private Limited

Table II - Statement showing shareholding pattern of the Promoter and Promoter Group

Category & Name of the shareholders	Nos. of shareholders	No. of fully paid up equity shares held	Partly paid-up equity shares held	No. of shares underlying Depository Receipts	Total nos. shares held	Shareholding % calculated as per SCRR, 1957 As a % of (A+B+C2)	Number of Voting Rights held in each class of securities			No. of Shares Underlying Outstanding convertible securities (including Warrants)	Shareholding, as a % assuming full conversion of convertible securities (as a percentage of diluted share capital)	Number of Locked in shares		Number of Shares pledged or otherwise encumbered ¹		Number of equity shares held in dematerialised form	
							No of Voting Rights					Total as a % of (A+B+C)	No. (a)	As a % of total Shares held (b)	No. (a)		As a % of total Shares held (b)
							Class eg: X	Class eg: Y	Total								
(I)	(II)	(IV)	(V)	(VI)	(VII) = (IV)+(V)+(VI)	(VIII) As a % of (A+B+C2)	(IX)			(X)	(XI) = (VII)+(X) As a % of (A+B+C2)	(XII)		(XIII)		(XIV)	
1 Indian																	
(a) Individuals / Hindu Undivided Family	6	6	0	0	6	0.0000	6	0	6	0.0000	0	0.0000	0	0.0000	0	0.0000	
Chandra Prakash Toshniwal	1	1	0	0	1	0.0000	1	0	1	0.0000	0	0.0000	0	0.0000	0	0.0000	
Dinesh Maheshwari	1	1	0	0	1	0.0000	1	0	1	0.0000	0	0.0000	0	0.0000	0	0.0000	
Sanjay Ramprasad Rathi	1	1	0	0	1	0.0000	1	0	1	0.0000	0	0.0000	0	0.0000	0	0.0000	
Deepak Navinchandra Tanna	1	1	0	0	1	0.0000	1	0	1	0.0000	0	0.0000	0	0.0000	0	0.0000	
Virendra Manoharlal Samani	1	1	0	0	1	0.0000	1	0	1	0.0000	0	0.0000	0	0.0000	0	0.0000	
Vimal K Dhorve	1	1	0	0	1	0.0000	1	0	1	0.0000	0	0.0000	0	0.0000	0	0.0000	
(b) Central Government / State Government(s)	0	0	0	0	0	0.0000	0	0	0	0.0000	0	0.0000	0	0.0000	0	0.0000	
(c) Financial Institutions / Banks	0	0	0	0	0	0.0000	0	0	0	0.0000	0	0.0000	0	0.0000	0	0.0000	
(d) Any Other (Specify)																	
Bodies Corporate	1	109999994	0	0	109999994	100.0000	109999994	0	109999994	100.0000	0.0000	100.0000	0	0.0000	33000000	30.0000	
Futurebazaar India Limited	1	109999994	0	0	109999994	100.0000	109999994	0	109999994	100.0000	0	100.0000	0	0.0000	33000000	0.0000	
Sub Total (A)(1)	7	110000000	0	0	110000000	100.0000	110000000	0	110000000	100.0000	0	100.0000	0	0.0000	33000000	30.0000	
2 Foreign																	
Individuals (Non-Resident Individuals / Foreign Individuals)	0	0	0	0	0	0.0000	0	0	0	0.0000	0	0.0000	0	0.0000	0	0.0000	
(a) Government	0	0	0	0	0	0.0000	0	0	0	0.0000	0	0.0000	0	0.0000	0	0.0000	
(b) Institutions	0	0	0	0	0	0.0000	0	0	0	0.0000	0	0.0000	0	0.0000	0	0.0000	
(c) Foreign Portfolio Investor	0	0	0	0	0	0.0000	0	0	0	0.0000	0	0.0000	0	0.0000	0	0.0000	
(d) Any Other (Specify)	0	0	0	0	0	0.0000	0	0	0	0.0000	0	0.0000	0	0.0000	0	0.0000	
(e) Sub Total (A)(2)	0	0	0	0	0	0.0000	0	0	0	0.0000	0	0.0000	0	0.0000	0	0.0000	
Total Shareholding Of Promoter And Promoter Group (A) = (A)(1)+(A)(2)	7	110000000	0	0	110000000	100.0000	110000000	0	110000000	100.0000	0	100.0000	0	0.0000	33000000	30.0000	

Details of Shares which remains unclaimed may be given here along with details such as number of shareholders, outstanding shares held in demat/unclaimed suspense account, voting rights which are frozen etc.

Note:

(1) PAN would not be displayed on website of Stock Exchange(s).

(2) The term 'Encumbrance' has the same meaning as assigned under regulation 28(3) of SEBI (Substantial Acquisition of Shares and Takeovers) Regulations, 2011.



For Taquito Lease Operators Private Limited.

[Signature]

Director/Authorised Signatory

Table III - Statement showing shareholding pattern of the Public shareholder																		
Sl. No.	Category & Name of the shareholders	No. of shareholder (A)	No. of Fully paid up equity shares held (B)	Partly paid-up equity shares held (C)	No. of shares underlying Depository Receipts (D)	Total nos. shares held (E) = (B)+(C)+(D)	Shareholding % calculated as per SCRR, 1957 As a % of (A+B+C2) (F)	Number of Voting Rights held in each class of securities			No. of Shares Underlying Outstanding convertible securities (including Warrants) (G)	Shareholding, as a % assuming full conversion of convertible securities (as a percentage of diluted share capital) (H)	Number of Locked in shares		Number of Shares pledged or otherwise encumbered (I)	Number of equity shares held in dematerialised form (J)		
								No of Voting Rights					No. (A)	As a % of total Shares held (%) (K)			No. (A)	As a % of total Shares held (%) (L)
								Class as per X	Class as per Y	Total								
	(B)	(C)	(D)	(E)	(F) = (E)/(F) As a % of (A+B+C2)	(G)	(H) = (G)/(H) As a % of (A+B+C2)					(K)	(L)	(M)	(N)	(O)		
1	Institutions																	
(a)	Mutual Fund	0	0	0	0	0.000	0	0	0	0.000	0	0.000	0	0.000	NA	0		
(b)	Venture Capital Funds	0	0	0	0	0.000	0	0	0	0.000	0	0.000	0	0.000	NA	0		
(c)	Adventures Investment Funds	0	0	0	0	0.000	0	0	0	0.000	0	0.000	0	0.000	NA	0		
(d)	Foreign Venture Capital Investors	0	0	0	0	0.000	0	0	0	0.000	0	0.000	0	0.000	NA	0		
(e)	Foreign Portfolio Investor	0	0	0	0	0.000	0	0	0	0.000	0	0.000	0	0.000	NA	0		
(f)	Financial Institutions / Banks	0	0	0	0	0.000	0	0	0	0.000	0	0.000	0	0.000	NA	0		
(g)	Insurance Companies	0	0	0	0	0.000	0	0	0	0.000	0	0.000	0	0.000	NA	0		
(h)	President Funds/ Pension Funds	0	0	0	0	0.000	0	0	0	0.000	0	0.000	0	0.000	NA	0		
(i)	Any Other (Specify)	0	0	0	0	0.000	0	0	0	0.000	0	0.000	0	0.000	NA	0		
	Sub Total (S1)	0	0	0	0	0.000	0	0	0	0.000	0	0.000	0	0.000	NA	0		
2	Central Government/ State Government(s)/ President of India	0	0	0	0	0.000	0	0	0	0.000	0	0.000	0	0.000	NA	0		
	Sub Total (S2)	0	0	0	0	0.000	0	0	0	0.000	0	0.000	0	0.000	NA	0		
3	Non-Institutions	0	0	0	0	0.000	0	0	0	0.000	0	0.000	0	0.000	NA	0		
(a)	Individuals	0	0	0	0	0.000	0	0	0	0.000	0	0.000	0	0.000	NA	0		
	1. Individual shareholders holding nominal share capital up to Rs. 2 lakhs.	0	0	0	0	0.000	0	0	0	0.000	0	0.000	0	0.000	NA	0		
	2. Individual shareholders holding nominal share capital in excess of Rs. 2 lakhs.	0	0	0	0	0.000	0	0	0	0.000	0	0.000	0	0.000	NA	0		
(b)	NBFCs registered with RBI	0	0	0	0	0.000	0	0	0	0.000	0	0.000	0	0.000	NA	0		
(c)	Employee Trusts	0	0	0	0	0.000	0	0	0	0.000	0	0.000	0	0.000	NA	0		
(d)	Overseas Depositories/holding DRs (balancing figure)	0	0	0	0	0.000	0	0	0	0.000	0	0.000	0	0.000	NA	0		
(e)	Any Other (Specify)	0	0	0	0	0.000	0	0	0	0.000	0	0.000	0	0.000	NA	0		
	Sub Total (S3)	0	0	0	0	0.000	0	0	0	0.000	0	0.000	0	0.000	NA	0		
	Total Public Shareholding (S1)+(S2)+(S3)	0	0	0	0	0.000	0	0	0	0.000	0	0.000	0	0.000	NA	0		

Details of the shareholders voting as persons in Concert including their Shareholding (No. and %):

Name of Public Shareholder	% holding
	0

Details of Shares which remain unclaimed may be given here along with details such as number of shareholders, outstanding shares held in demat/unclaimed suspense account, voting rights which are frozen etc.

No. of shareholders
0

Notes:

1. FAF would not be displayed on website of Stock Exchange(s).
2. The above format needs to be disclosed along with the name of following persons/institutions/non institutions holding more than 1% of total number of shares
3. W.r.t. the information pertaining to Depository Receipts, the same may be disclosed in the respective columns to the extent information available and the balance to be disclosed as held by custodian.



For Taquito Lease Operators Private Limited.

Donnell Kellum

Director/Authorised Signatory

Taquito Lease Operators Private Limited

Table IV - Statement showing shareholding pattern of the Non Promoter- Non Public shareholder

Category & Name of the shareholders	Nos. of shareholders	No. of fully paid up equity shares held	Partly paid-up equity shares held	No. of shares underlying Depository Receipts	Total nos. shares held	Shareholding % calculated as per SCRR, 1957 As a % of (A+B+C2)	Number of Voting Rights held in each class of securities			No. of Shares Underlying Outstanding convertible securities (including Warrants)	Shareholding as a % assuming full conversion of convertible securities (as a percentage of diluted share capital)	Number of Locked in shares		Number of Shares pledged or otherwise encumbered		Number of equity shares held in dematerialised form	
							No of Voting Rights					Total as a % of (A+B+C)	No. (a)	As a % of total Shares held(b)	No. (a)		As a % of total Shares held(b)
							Class eg: X	Class eg: y	Total								
(i)	(iii)	(iv)	(v)	(vi)	(vii) = (iv)+(v)+(vi)	(viii) As a % of (A+B+C2)	(ix)			(x)	(xi) = (vii)+(x) As a % of (A+B+C2)	(xii)		(xiii)		(xiv)	
1	Custodian/DR Holder	0	0	0	0	0	0	0	0	0	0	0	0	0	0	0	
2	Employee Benefit Trust (under SEBI (Share based Employee Benefit) Regulations, 2014)	0	0	0	0	0	0.0000	0	0	0	0	0	0	0	0	0	
	Total Non-Promoter- Non Public Shareholding (C) = (C1)+(C2)	0	0	0	0	0	0	0	0	0	0	0	0	0	0	0	

Note :

(1) PAN would not be displayed on website of Stock Exchange(s).

(2) The above format needs to disclose name of all holders holding more than 1% of total number of shares

(3) W.r.t. the information pertaining to Depository Receipts, the same may be disclosed in the respective columns to the extent information available and the balance to be disclosed as held by custodian.



For Taquito Lease Operators Private Limited.

Donesh Sharma
Director/Authorised Signatory

Sr. No.	Details of the SBO				Details of the registered owner				Details of holding/ exercise of right of the SBO in the					Date of creation / acquisition of significant beneficial interest
	Name	Passport No. in case of a foreign national	Nationality	Nationality (Applicable in case of Any other is selected)	Name	Passport No. in case of a foreign national	Nationality	Nationality (Applicable in case of Any other is selected)	Whether by virtue of:					
									Shares	Voting rights	Rights on distributable dividend or any other distribution	Exercise of control	Exercise of significant influence	
1	Kishore Biyani		Indian				Indian		0			No	Yes	29/08/2020



For Taquito Lease Operators Private Limited.

Donahellu

Director/Authorised Signatory

Pre-Merger Shareholding Pattern

Shareholding Pattern under Regulation 31 of SEBI (Listing Obligations and Disclosure Requirements) Regulations, 2015		
1	Name of Entity: Unique Malls Private Limited	
2	Scrip Code/Name of Scrip/Class of Security: Equity Shares	
3	Share Holding Pattern Filed under: Reg. 31(1)(a)/Reg. 31(1)(b)/Reg.31(1)(c)	
a.	If under 31(1)(b) then indicate the report for Quarter ending	29-Aug-20
b.	If under 31(1)(c) then indicate date of allotment/extinguishment	
4	Declaration: The Listed entity is required to submit the following declaration to the extent of submission of information:-	

Sl. No.	Particulars	Yes*	No*
1	Whether the Listed Entity has issued any partly paid up shares?		No
2	Whether the Listed Entity has issued any Convertible Securities or Warrants?		No
3	Whether the Listed Entity has any shares against which depository receipts are issued?		No
4	Whether the Listed Entity has any shares in locked-in?		No
5	Whether any shares held by promoters are pledge or otherwise encumbered?		No
6	Whether Company has equity shares with differential voting rights?		No
7	Whether Listed Entity has any significant beneficial owner?		No

NOTE: Post merger shareholding pattern is not applicable as the company will be merged with Future Enterprises Limited

* If the Listed Entity selects the option 'No' for the questions above, the columns for the partly paid up shares, Outstanding Convertible Securities/Warrants, depository receipts, locked-in shares, No of shares pledged or otherwise encumbered by promoters, as applicable, shall not be displayed at the time of dissemination on the Stock Exchange website. Also wherever there is 'No' declared by Listed Entity in above table the values will be considered as 'Zero' by default on submission of the format of holding of specified securities.



For Unique Malls Private Limited

[Signature]

Director/Authorised Signatory

Unique Malls Private Limited
Table I - Summary Statement holding of specified securities

Category	Category of shareholder	Number of shareholders	No. of fully paid up equity shares held	No. of Partly paid-up equity shares held	No. of shares underlying Depository Receipts	Total nos. shares held	Shareholding as a % of total no. of shares (calculated as per SCRR, 1957)	Number of Voting Rights held in each class of securities			No. of Shares Underlying Outstanding convertible securities (including Warrants)	Shareholding as a % assuming full conversion of convertible securities (as a percentage of diluted share capital)	Number of Locked in shares		Number of Shares pledged or otherwise encumbered		Number of equity shares held in dematerialised form	
								No of Voting Rights					Total as a % of (A+B+C)	No. (a)	As a % of total Shares held(b)	No. (a)		As a % of total Shares held(b)
								Class eg: X	Class eg: Y	Total								
(i)	(ii)	(iii)	(iv)	(v)	(vi)	(vii) = (iv)+(v)+(vi)	(viii)As a % of (A+B+C2)	(ix)			(x)	(xi) = (vii)+(x) As a % of (A+B+C2)	(xii)		(xiii)		(xiv)	
(A)	Promoter & Promoter Group	7	1032746	0	0	1032746	100.0000	1032746	0	1032746	100.0000	0	100.0000	0	0.0000	0	0.0000	0
(B)	Public	0	0	0	0	0	0.0000	0	0	0	0.0000	0	0.0000	0	0.0000	0	0.0000	0
(C)	Non Promoter - Non Public	0	0	0	0	0	0.0000	0	0	0	0.0000	0	0.0000	0	0.0000	0	0	0
(C1)	Shares Underlying DIs	0	0	0	0	0	0.0000	0	0	0	0.0000	0	0.0000	0	0.0000	0	0.00	0
(C2)	Shares Held By Employee Trust	0	0	0	0	0	0.0000	0	0	0	0.0000	0	0.0000	0	0.0000	0	0.00	0
	Total	7	1032746	0	0	1032746	100.0000	1032746	0	1032746	100.00	0	100.0000	0	0.0000	0	0.0000	0



For Unique Malls Private Limited

Donna Behra

Director/Authorised Signatory

Unique Malls Private Limited

Table II - Statement showing shareholding pattern of the Promoter and Promoter Group

Category & Name of the shareholders	Nos. of shareholders	No. of fully paid up equity shares held	Partly paid-up equity shares held	No. of shares underlying Depository Receipts	Total nos. shares held	Shareholding % calculated as per SCRR, 1957 As a % of (A+B+C2)	Number of Voting Rights held in each class of securities			No. of Shares Underlying Outstanding convertible securities (including Warrants)	Shareholding, as a % assuming full conversion of convertible securities (as a percentage of diluted share capital)	Number of Locked In shares		Number of Shares pledged or otherwise encumbered**		Number of equity shares held in dematerialised form	
							No of Voting Rights					Total as a % of (A+B+C)	No. (a)	As a % of total Shares held(b)	No. (a)		As a % of total Shares held (b)
							Class eg: X	Class eg: Y	Total								
(i)	(ii)	(iv)	(v)	(vi)	(vii) = (iv)+(v)+(vi)	(viii) As a % of (A+B+C2)	(ix)			(x)	(xi) = (vii)+(x) As a % of (A+B+C2)	(xii)	(xiii)	(xiv)			
1 Indian																	
(a) Individuals / Hindu Undivided Family	6	6	0	0	6	0.0006	6	0	6	0.0006	0	0.0000	0	0.0000	0	0.0000	
Chandra Prakash Toshniwal	1	1	0	0	1	0.0001	1	0	1	0.0001	0	0.0000	0	0.0000	0	0.0000	
Dinesh Maheshwari	1	1	0	0	1	0.0001	1	0	1	0.0001	0	0.0000	0	0.0000	0	0.0000	
Sanjay Ramprasad Rathi	1	1	0	0	1	0.0001	1	0	1	0.0001	0	0.0000	0	0.0000	0	0.0000	
Deepak Navinchandra Tanna	1	1	0	0	1	0.0001	1	0	1	0.0001	0	0.0000	0	0.0000	0	0.0000	
Virendra Mansukhlal Samani	1	1	0	0	1	0.0001	1	0	1	0.0001	0	0.0000	0	0.0000	0	0.0000	
Vinay K Dhruve	1	1	0	0	1	0.0001	1	0	1	0.0001	0	0.0000	0	0.0000	0	0.0000	
(b) Central Government / State Government(s)	0	0	0	0	0	0.0000	0	0	0	0.0000	0	0.0000	0	0.0000	0	0.0000	
(c) Financial Institutions / Banks	0	0	0	0	0	0.0000	0	0	0	0.0000	0	0.0000	0	0.0000	0	0.0000	
(d) Any Other (Specify)																	
Bodies Corporate	1	1032740	0	0	1032740	99.9994	1032740	0	1032740	99.9994	0.0000	99.9994	0	0.0000	0	0.0000	
Futurebazaar India Limited	1	1032740	0	0	1032740	99.9994	1032740	0	1032740	99.9994	0	99.9994	0	0.0000	0	0.0000	
Sub Total (A)(1)	7	1032746	0	0	1032746	100.0000	1032746	0	1032746	100.0000	0	100.0000	0	0.0000	0	0.0000	
2 Foreign																	
Individuals (Non-Resident Individuals / Foreign Individuals)	0	0	0	0	0	0.0000	0	0	0	0.0000	0	0.0000	0	0.0000	0	0.0000	
(b) Government	0	0	0	0	0	0.0000	0	0	0	0.0000	0	0.0000	0	0.0000	0	0.0000	
(c) Institutions	0	0	0	0	0	0.0000	0	0	0	0.0000	0	0.0000	0	0.0000	0	0.0000	
(d) Foreign Portfolio Investor	0	0	0	0	0	0.0000	0	0	0	0.0000	0	0.0000	0	0.0000	0	0.0000	
(e) Any Other (Specify)	0	0	0	0	0	0.0000	0	0	0	0.0000	0	0.0000	0	0.0000	0	0.0000	
Sub Total (A)(2)	0	0	0	0	0	0.0000	0	0	0	0.0000	0	0.0000	0	0.0000	0	0.0000	
Total Shareholding Of Promoter And Promoter Group (A) = (A)(1)+(A)(2)	7	1032746	0	0	1032746	100.0000	1032746	0	1032746	100.0000	0	100.0000	0	0.0000	0	0.0000	

Details of Shares which remain unclaimed may be given here along with details such as number of shareholders, outstanding shares held in demat/unclaimed suspense account, voting rights which are frozen etc.

Note:

(1) PAN would not be displayed on website of Stock Exchange(s).

(2) The term 'Encumbrance' has the same meaning as assigned under regulation 28(5) of SEBI (Substantial Acquisition of Shares and Takeovers) Regulations, 2011.



For Unique Malls Private Limited

Donce Raghav

Director/Authorised Signatory

Table III - Statement showing shareholding pattern of the Public shareholder																		
Sl.No.	Category & Name of the shareholders	No. of shareholder s	No. of Fully paid up equity shares held	Partly paid-up equity shares held	No. of shares under Depository Receipts	Total nos. shares held	Shareholding % calculated as per SCRR, 1957 As a % of (A+B+C2)	Number of Voting Rights held in each class of securities			No. of Shares Underlying Outstanding & convertible securities (including Warrants)	Shareholding - as a % assuming full conversion of convertible securities (as a percentage of diluted share capital)	Number of Locked in shares		Number of Shares pledged or otherwise encumbered		Number of equity shares held in dematerialised form	
								No. of Voting Rights					Total as a % of (A+B+C2)	No. (A)	As a % of total Shares held	No. (A)		As a % of total Shares held
								Class eg: X	Class eg: Y	Total								
	(I)	(II)	(III)	(IV)	(V)	(VI) = (III)+(IV)+(V)	(VII) As a % of (A+B+C2)	(IX)			(X)	(XI) [(VII)+(X)] As a % of (A+B+C2)	(XII)		(XIII)		(XIV)	
1	Institutions																	
(a)	Mutual Fund	0	0	0	0	0	0.000	0	0	0	0.000	0	0.000	0	0.000 NA	NA	0	
(b)	Venture Capital Funds	0	0	0	0	0	0.000	0	0	0	0.000	0	0.000 NA	NA			0	
(c)	Advisers Investment Funds	0	0	0	0	0	0.000	0	0	0	0.000	0	0.000 NA	NA			0	
(d)	Foreign Venture Capital Investors	0	0	0	0	0	0.000	0	0	0	0.000	0	0.000 NA	NA			0	
(e)	Foreign Portfolio Investor	0	0	0	0	0	0.000	0	0	0	0.000	0	0.000 NA	NA			0	
(f)	Financial Institutions / Banks	0	0	0	0	0	0.000	0	0	0	0.000	0	0.000 NA	NA			0	
(g)	Insurance Companies	0	0	0	0	0	0.000	0	0	0	0.000	0	0.000 NA	NA			0	
(h)	Provident Funds/ Pension Funds	0	0	0	0	0	0.000	0	0	0	0.000	0	0.000 NA	NA			0	
(i)	Any Other (Specify)	0	0	0	0	0	0.000	0	0	0	0.000	0	0.000 NA	NA			0	
	Sub Total (8)(1)	0	0	0	0	0	0.000	0	0	0	0.000	0	0.000 NA	NA			0	
2	Central Government/ State Government(s)/ President of India	0	0	0	0	0	0.000	0	0	0	0.000	0	0.000 NA	NA			0	
	Sub Total (8)(2)	0	0	0	0	0	0.000	0	0	0	0.000	0	0.000 NA	NA			0	
3	Non-Institutions	0	0	0	0	0	0.000	0	0	0	0.000	0	0.000 NA	NA			0	
(a)	Individuals	0	0	0	0	0	0.000	0	0	0	0.000	0	0.000 NA	NA			0	
(i)	Individual shareholders holding nominal share capital up to Rs. 2 lakhs.	0	0	0	0	0	0.000	0	0	0	0.000	0	0.000 NA	NA			0	
(ii)	Individual shareholders holding nominal share capital in excess of Rs. 2 lakhs.	0	0	0	0	0	0.000	0	0	0	0.000	0	0.000 NA	NA			0	
(b)	HFPIs registered with RBI	0	0	0	0	0	0.000	0	0	0	0.000	0	0.000 NA	NA			0	
(c)	Employee Trusts	0	0	0	0	0	0.000	0	0	0	0.000	0	0.000 NA	NA			0	
(d)	Overseas Depositories/Holding DfIs (Specifying figure)	0	0	0	0	0	0.000	0	0	0	0.000	0	0.000 NA	NA			0	
(e)	Any Other (Specify)	0	0	0	0	0	0.000	0	0	0	0.000	0	0.000 NA	NA			0	
	Foreign Nationals	0	0	0	0	0	0.000	0	0	0	0.000	0	0.000 NA	NA			0	
	Hindu Undivided Family	0	0	0	0	0	0.000	0	0	0	0.000	0	0.000 NA	NA			0	
	Non-Resident Indians (Non-Repatriation)	0	0	0	0	0	0.000	0	0	0	0.000	0	0.000 NA	NA			0	
	Non-Resident Indians (Repatriation)	0	0	0	0	0	0.000	0	0	0	0.000	0	0.000 NA	NA			0	
	Charitable Member	0	0	0	0	0	0.000	0	0	0	0.000	0	0.000 NA	NA			0	
	Religious Corporations	0	0	0	0	0	0.000	0	0	0	0.000	0	0.000 NA	NA			0	
	Directors and Officers' Relations	0	0	0	0	0	0.000	0	0	0	0.000	0	0.000 NA	NA			0	
	Sub Total (8)(3)	0	0	0	0	0	0.000	0	0	0	0.000	0	0.000 NA	NA			0	
	Total Public Shareholding (8)(1)+(8)(2)+(8)(3)	0	0	0	0	0	0.000	0	0	0	0.000	0	0.000 NA	NA			0	

Details of the shareholders acting as persons in Concert including their Shareholding (Nos. and %):


Name of Public Shareholder	% holding
	0

Details of Shares which remain unclaimed may be given here along with details such as number of shareholders, outstanding shares held in demat/unclaimed suspense account, voting rights which are frozen etc.

No. of shareholders
0

Notes:

- PAN would not be displayed on website of Stock Exchange(s).
- The above format needs to be disclosed along with the name of following persons/institutions/Non institutions holding more than 1% of total number of shares
- W.r.t. the information pertaining to Depository Receipts, the same may be disclosed in the respective columns to the extent information available and the balance to be disclosed as held by custodian.



For Unique Malls Private Limited

Donce Reph
Director/Authorised Signatory

Unique Malls Private Limited

Table IV - Statement showing shareholding pattern of the Non Promoter- Non Public shareholder

Category & Name of the shareholders	Nos. of shareholders	No. of fully paid up equity shares held	Partly paid-up equity shares held	No. of shares underlying Depository Receipts	Total nos. shares held	Shareholding % calculated as per SCRR, 1957 As a % of (A+B+C2)	Number of Voting Rights held in each class of securities			No. of Shares Underlying Outstanding convertible securities (including Warrants)	Shareholding as a % assuming full conversion of convertible securities (as a percentage of diluted share capital)	Number of Locked in shares		Number of Shares pledged or otherwise encumbered		Number of equity shares held in dematerialised form	
							No of Voting Rights					Total as a % of (A+B+C)	No. (a)	As a % of total Shares held (b)	No. (a)		As a % of total Shares held (b)
							Class eg: X	Class eg: y	Total								
(i)	(ii)	(iii)	(iv)	(v)	(vi) = (iv)+(v)+(vi)	(vii) As a % of (A+B+C2)	(ix)			(x)	(xi) = (vii)+(x) As a % of (A+B+C2)	(xii)		(xiii)		(xiv)	
1	Custodian/DR Holder	0	0	0	0	0	0	0	0	0	0	0	0	0	0	0	
2	Employee Benefit Trust (under SEBI (Share based Employee Benefit) Regulations, 2014)	0	0	0	0	0	0.0000	0	0	0	0	0	0	0	0	0	
	Total Non-Promoter- Non Public Shareholding (C) = (C1)+(C2)	0	0	0	0	0	0	0	0	0	0	0	0	0	0	0	

Note :

(1) PAN would not be displayed on website of Stock Exchange(s).

(2) The above format needs to disclose name of all holders holding more than 1% of total number of shares

(3) W.r.t. the information pertaining to Depository Receipts, the same may be disclosed in the respective columns to the extent information available and the balance to be disclosed as held by custodian.



For Unique Malls Private Limited

Donachetam

Director/Authorised Signatory

Sr. No.	Details of the SBO				Details of the registered owner				Details of holding/ exercise of right of the SBO in the					Date of creation / acquisition of significant beneficial interest
	Name	Passport No. in case of a foreign national	Nationality	Nationality (Applicable in case of Any other is selected)	Name	Passport No. in case of a foreign national	Nationality	Nationality (Applicable in case of Any other is selected)	Whether by virtue of:					
									Shares	Voting rights	Rights on distributable dividend or any other distribution	Exercise of control	Exercise of significant influence	
1	Kishore Biyani		Indian				Indian		0			No	Yes	29/08/2020



For Unique Malls Private Limited

[Signature]

Director/Authorised Signatory

Shareholding Pattern under Regulation 31 of SEBI (Listing Obligations and Disclosure Requirements) Regulations, 2015

1	Name of Listed Entity : Future Enterprises Limited - Pre Scheme
2	Scrip Code/Name of Scrip/Class of Security: 523574 / FEL
3	Share Holding Pattern Filed under: Reg. 31(1)(a) / Reg. 31(1)(b) / Reg. 31(1)(c)-
	a. If under 31(1)(b) then indicate the report for Quarter ending August 29, 2020 PRE ISSUE
	b. If under 31(1)(c) then indicate date of allotment / extinguishment:
4	Declaration: The Listed entity is required to submit the following declaration to the extent of submission of information:-

	Particulars	Yes*	No*
1	Whether the Listed Entity has issued any partly paid up shares?		No
2	Whether the Listed Entity has issued any Convertible Securities or Warrants?		No
3	Whether the Listed Entity has any shares against which depository receipts are issued?		No
4	Whether the Listed Entity has any shares in locked-in?		No
5	Whether any shares held by promoters are pledge or otherwise encumbered?	Yes	
6	Whether company has equity shares with differential voting rights?	Yes	
7	Whether the listed entity has any significant beneficial owner?	Yes	

* If the Listed Entity selects the option 'No' for the questions above, the columns for the partly paid up shares, Outstanding Convertible Securities/Warrants, depository receipts, locked-in shares, No of shares pledged or otherwise encumbered by promoters as applicable, shall not be displayed at the time of dissemination on the Stock Exchange website. Also wherever there is 'No' declared by Listed Entity in above table the values will be considered as 'Zero' by default on submission of the format of holding of specified securities.

Note: Note 1 - The number of shareholders under the category 'Promoter / Promoter Group' as mentioned herein shareholders, is different from the number of shareholders reflected under the said category in the beneficiary position received from the R & T Agent, since
 (1) the shareholders under 'Promoter and Promoter Group' holding Equity shares and Class B (Series 1) Shares in multiple folios have been clubbed in this Report.
 (2) Infra Trust, having indirect shareholding in the Company, but not holding any equity shares, have been included. Infra Trust holds shares in Central Departmental Stores Pvt. Ltd.

Note 2 - The shareholding pattern is based on the BENPOS of the company as on August 28, 2020. The same is subject to change on account of invocation of pledges by the lenders between August 28, 2020 and the Record Date.



Table I - Summary Statement holding of specified securities

Category	Category of shareholder	Nos. of shareholders	No. of fully paid up equity shares held	No. of Partly paid-up equity shares held	No. of shares underlying Depository Receipts	Total nos. shares held	Shareholding as a % of total no. of shares (calculated as per SCRR, 1957) As a % of (A+B+C2)	Number of Voting Rights held in each class of securities				No. of Shares Underlying Outstanding convertible securities (including Warrants)	Shareholding, as a % assuming full conversion of convertible securities (as a percentage of diluted share capital) As a % of (A+B+C2)	Number of Locked in shares		Number of Shares pledged or otherwise encumbered		Number of equity shares held in dematerialized form
								Class: Equity Shares	No of Voting Rights Class: NIL	Total	Total as a % of (A+B+C)			No. (a)	As a % of total Shares held (b)	No. (a)	As a % of total Shares held (b)	
(I)	(II)	(III)	(IV)	(V)	(VI)	(VII)=(IV)+(V)+(VI)	(VIII)	(IX)				(X)	(XI)=(VII)+(X)	(XII)		(XIII)		(XIV)
(A)	Promoter & Promoter Group	8	201518191	0	0	201518191	44.30	201518191	0	201518191	44.30	0	44.30	0	0.00	172800339	85.75	201518191
(B)	Public	62341	253412210	0	0	253412210	55.70	253412210	0	253412210	55.70	0	55.70	0	0.00	NA		252949082
(C)	Non Promoter- Non Public	0	0	0	0	0	NA	0	0	0	0.00	0	NA	0	0.00	NA		0
(C1)	Shares underlying DRs	0	0	0	0	0	NA	0	0	0	0.00	0	NA	0	0.00	NA		0
(C2)	Shares held by Employee Trusts	0	0	0	0	0	0.00	0	0	0	0.00	0	0.00	0	0.00	NA		0
	Total	62349	454930401	0	0	454930401	100.00	454930401	0	454930401	100.00	0	100.00	0	0.00	172800339	37.98	454467273



Table II - Statement showing shareholding pattern of the Promoter and Promoter Group

Category & Name of the Shareholders	No. of shareholder	No. of fully paid up equity shares held	Partly paid-up equity shares held	Nos. of shares underlying Depository Receipts	Total nos. shares held	Shareholding % calculated as per SCRR, 1957 As a % of (A+B+C2)	Number of Voting Rights held in each class of securities					No. of Shares Underlying & Outstanding convertible securities (including Warrants)	Shareholding , as a % assuming full conversion of convertible securities (as a percentage of diluted share capital) as a % of A+B+C2	Number of Locked in shares		Number of Shares pledged or otherwise encumbered		Number of equity shares held in dematerialized form
							No of Voting Rights			Total as a % of Total Voting rights	No. (a)			As a % of total Shares held (b)	No. (a)	As a % of total Shares held (b)		
							Class: Equity Shares	Class: NIL	Total									
(I)	(III)	(IV)	(V)	(VI)	(VII)=(IV)+(V)+(VI)	(VIII)	(IX)			(X)	(XI)=(VII)+(X)	(XII)	(XIII)		(XIV)			
(1) Indian																		
(a) Family	0	0		0	0	0	0.00	0	0	0	0.00	0	0.00	0	0.00	0	0.00	0
(b) Government(s)	0	0		0	0	0	0.00	0	0	0	0.00	0	0.00	0	0.00	0	0.00	0
(c) Financial Institutions/ Banks	0	0		0	0	0	0.00	0	0	0	0.00	0	0.00	0	0.00	0	0.00	0
(d) Any Other (specify)	8	201518191		0	0	201518191	44.30	201518191	0	201518191	44.30	0	44.30	0	0.00	172800339	85.75	201518191
1 Bodies Corporates	8	201518191		0	0	201518191	44.30	201518191	0	201518191	44.30	0	44.30	0	0.00	172800339	85.75	201518191
Central Departmental Stores Private Limited		173619049		0	0	173619049	38.16	173619049	0	173619049	38.16	0	38.16	0	0.00	159050339	91.61	173619049
Future Corporate Resources Private Limited		25266085		0	0	25266085	5.55	25266085	0	25266085	5.55	0	5.55	0	0.00	13750000	54.42	25266085
Pil Industries Limited		1284343		0	0	1284343	0.28	1284343	0	1284343	0.28	0	0.28	0	0.00	0	0.00	1284343
Future Corporate Resources Limited		1269980		0	0	1269980	0.28	1269980	0	1269980	0.28	0	0.28	0	0.00	0	0.00	1269980
Surplus Finvest Private Limited		77534		0	0	77534	0.02	77534	0	77534	0.02	0	0.02	0	0.00	0	0.00	77534
Akar Estate And Finance Private Limited		1000		0	0	1000	0.00	1000	0	1000	0.00	0	0.00	0	0.00	0	0.00	1000
Future Capital Investment Private Limited		100		0	0	100	0.00	100	0	100	0.00	0	0.00	0	0.00	0	0.00	100
Ryka Commercial Ventures Private Limited		100		0	0	100	0.00	100	0	100	0.00	0	0.00	0	0.00	0	0.00	100
Sub-Total (A)(1)	8	201518191		0	0	201518191	44.30	201518191	0	201518191	44.30	0	44.30	0	0.00	172800339	85.75	201518191
(2) Foreign																		
Individuals (Non-Resident)																		
(a) Individuals/ Foreign Individuals)	0	0		0	0	0	0.00	0	0	0	0.00	0	0.00	0	0.00	0	0.00	0
(b) Government	0	0		0	0	0	0.00	0	0	0	0.00	0	0.00	0	0.00	0	0.00	0
(c) Institutions	0	0		0	0	0	0.00	0	0	0	0.00	0	0.00	0	0.00	0	0.00	0
(d) Foreign Portfolio Investor	0	0		0	0	0	0.00	0	0	0	0.00	0	0.00	0	0.00	0	0.00	0
(f) Any Other (specify)	0	0		0	0	0	0.00	0	0	0	0.00	0	0.00	0	0.00	0	0.00	0
Sub-Total (A)(2)	0	0		0	0	0	0.00	0	0	0	0.00	0	0.00	0	0.00	0	0.00	0
Total Shareholding of Promoter and Promoter Group (A)=(A)(1)+(A)(2)	8	201518191		0	0	201518191	44.30	201518191	0	201518191	44.30	0	44.30	0	0.00	172800339	85.75	201518191



Table III - Statement showing shareholding pattern of the Public shareholder

Category & Name of the Shareholders	No. of shareholder	No. of fully paid up equity shares held	Partly paid-up equity shares held	Nos. of shares underlying Depository Receipts	Total nos. shares held	Shareholding % calculated as per SCRR, 1957 As a % of (A+B+C2)	Number of Voting Rights held in each class of securities					No. of Shares Underlying & Outstanding convertible securities (including Warrants)	Shareholding , as a % assuming full conversion of convertible securities (as a percentage of diluted share capital) as a % of A+B+C2	Number of Locked in shares		Number of Shares pledged or otherwise encumbered		Number of equity shares held in dematerialized form
							No of Voting Rights			Total as a % of Total Voting rights	No. (a)			As a % of total Shares held (b)	No. (a)	As a % of total Shares held (b)		
							Class: Equity Shares	Class: NIL	Total									
(I)	(III)	(IV)	(V)	(VI)	(VII)=(IV)+(V)+(VI)	(VIII)	(IX)	(X)	(XI)=(VII)+(X)	(XII)	(XIII)	(XIV)						
(1) Institutions																		
(a) Mutual Funds/	2	4797812		0	0	4797812	1.05	4797812	0	4797812	1.05	0	1.05	0	0.00	NA	4797812	
Mauryan First		4797312		0	0	4797312	1.05	4797312	0	4797312	1.05	0	1.05	0	0.00	NA	4797312	
(b) Venture Capital Funds	0	0		0	0	0	0.00	0	0	0	0.00	0	0.00	0	0.00	NA	0	
(c) Alternate Investment Funds	0	0		0	0	0	0.00	0	0	0	0.00	0	0.00	0	0.00	NA	0	
Foreign Venture Capital Investors	0	0		0	0	0	0.00	0	0	0	0.00	0	0.00	0	0.00	NA	0	
(d)																		
(e) Foreign Portfolio Investors	11	2985826		0	0	2985826	0.66	2985826	0	2985826	0.66	0	0.66	0	0.00	NA	2985826	
(f) Financial Institutions/ Banks	4	19323259		0	0	19323259	4.25	19323259	0	19323259	4.25	0	4.25	0	0.00	NA	19323259	
RBL Bank Limited		19280500		0	0	19280500	4.24	19280500	0	19280500	4.24	0	4.24	0	0.00	NA	19280500	
(g) Insurance Companies	2	7297294		0	0	7297294	1.60	7297294	0	7297294	1.60	0	1.60	0	0.00	NA	7297294	
Life Insurance Corporation Of India		4681290		0	0	4681290	1.03	4681290	0	4681290	1.03	0	1.03	0	0.00	NA	4681290	
(h) Provident Funds/ Pension Funds	0	0		0	0	0	0.00	0	0	0	0.00	0	0.00	0	0.00	NA	0	
(i) Any Other (specify)	0	0		0	0	0	0.00	0	0	0	0.00	0	0.00	0	0.00	NA	0	
Sub-Total (B)(1)	19	34404191		0	0	34404191	7.56	34404191	0	34404191	7.56	0	7.56	0	0.00	NA	34404191	
(2) Central Government/ State Government(s)/ President of India	0	0		0	0	0	0.00	0	0	0	0.00	0	0.00	0	0.00	NA	0	



Sub-Total (B)(2)	0	0	0	0	0	0.00	0	0	0	0.00	0	0.00	0	0.00	NA	0
(3) Non-institutions																
Individuals																
i. Individual shareholders holding nominal share capital up to Rs. 2 lakhs.	59497	54679492	0	0	54679492	12.02	54679492	0	54679492	12.02	0	12.02	0	0.00	NA	54218973
(a) ii. Individual shareholders holding nominal share capital in excess of Rs. 2 lakhs.	74	31729662	0	0	31729662	6.97	31729662	0	31729662	6.97	0	6.97	0	0.00	NA	31729062
Madan Doulatram Bahal		5103577	0	0	5103577	1.12	5103577	0	5103577	1.12	0	1.12	0	0.00	NA	5103577
Gautam Madan Bahal		4788383	0	0	4788383	1.05	4788383	0	4788383	1.05	0	1.05	0	0.00	NA	4788383
(b) NBFCs registered with RBI	3	450718	0	0	450718	0.10	450718	0	450718	0.10	0	0.10	0	0.00	NA	450718
(c) Employee Trusts	0	0	0	0	0	0.00	0	0	0	0.00	0	0.00	0	0.00	NA	0
Overseas Depositories (holding																
(d) DRs) (balancing figure)	0	0	0	0	0	0.00	0	0	0	0.00	0	0.00	0	0.00	NA	0
(e) Any Other (specify)	2748	132148147	0	0	132148147	29.05	132148147	0	132148147	29.05	0	29.05	0	0.00	NA	132146138
1 Trusts	2	555	0	0	555	0.00	555	0	555	0.00	0	0.00	0	0.00	NA	555
2 Hindu Undivided Family	1237	4497292	0	0	4497292	0.99	4497292	0	4497292	0.99	0	0.99	0	0.00	NA	4497283
Non Resident Indians (Non																
3 Repat)	326	777330	0	0	777330	0.17	777330	0	777330	0.17	0	0.17	0	0.00	NA	777330
4 Non Resident Indians (Repat)	467	1600552	0	0	1600552	0.35	1600552	0	1600552	0.35	0	0.35	0	0.00	NA	1600552
5 Office Bearers	18	2415030	0	0	2415030	0.53	2415030	0	2415030	0.53	0	0.53	0	0.00	NA	2415030
6 Other Directors \ Relatives	2	978133	0	0	978133	0.22	978133	0	978133	0.22	0	0.22	0	0.00	NA	978133
7 IEPF	1	549800	0	0	549800	0.12	549800	0	549800	0.12	0	0.12	0	0.00	NA	549800
8 Clearing Members	204	7382756	0	0	7382756	1.62	7382756	0	7382756	1.62	0	1.62	0	0.00	NA	7382756
9 Other Bodies Corporate	491	113946699	0	0	113946699	25.05	113946699	0	113946699	25.05	0	25.05	0	0.00	NA	113944699
Bennett, Coleman And Company Limited		58909916	0	0	58909916	12.95	58909916	0	58909916	12.95	0	12.95	0	0.00	NA	58909916
Brand Equity Treaties Limited		24999999	0	0	24999999	5.50	24999999	0	24999999	5.50	0	5.50	0	0.00	NA	24999999
Sub-Total (B)(3)	62322	219008019	0	0	219008019	48.14	219008019	0	219008019	48.14	0	48.14	0	0.00	NA	218544891
Total Public Shareholding (B)= (B)(1)+(B)(2)+(B)(3)	62341	253412210	0	0	253412210	55.70	253412210	0	253412210	55.70	0	55.70	0	0.00	NA	252949082



Table IV - Statement showing shareholding pattern of the Non Promoter- Non Public shareholder

Category & Name of the Shareholders	No. of shareholder	No. of fully paid up equity shares held	Partly paid-up equity shares held	Nos. of shares underlying Depository Receipts	Total nos. shares held	Shareholding % calculated as per SCRR, 1957 As a % of (A+B+C2)	Number of Voting Rights held in each class of securities				No. of Shares Underlying Outstanding convertible securities (including Warrants)	Shareholding , as a % assuming full conversion of convertible securities (as a percentage of diluted share capital) as a % of A+B+C2	Number of Locked in shares		Number of Shares pledged or otherwise encumbered		Number of equity shares held in dematerialized form		
							No of Voting Rights			Total as a % of Total Voting rights			No. (a)	As a % of total Shares held (b)	No. (a)	As a % of total Shares held (b)			
							Class: Equity Shares	Class: NIL	Total										
(I)	(III)	(IV)	(V)	(VI)	(VII)=(IV)+(V)+(VI)	(VIII)	(IX)	(X)	(XI)=(VII)+(X)	(XII)	(XIII)	(XIV)							
(1) Custodian/DR Holder		0			0	0	0.00	0	0	0	0.00	0	0.00	0	0.00	0	0.00	0	
(a) Name of DR Holder (if available)																			
(2) Employee Benefit Trust (under SEBI (Share based Employee Benefit) Regulations, 2014)		0	0		0	0	0	0.00	0	0	0	0.00	0	0.00	0	0.00	0	0.00	0
(a)																			
Total Non-Promoter- Non Public Shareholding (C)= (C)(1)+(C)(2)		0	0		0	0	0	0.00	0	0	0	0.00	0	0.00	0	0.00	0	0.00	0



Table V - Statement showing details of Significant Beneficial Owners (SBOs)

Sr. No	Details of the SBO (I)		Details of the registered owner (II)			Details of holding/ exercise of right of the SBO in the reporting company, whether direct or indirect*: (III)					Date of creation / acquisition of significant beneficial interest# (IV)
	Name	Nationality	Name	PAN/ Passport No. in case of a foreign national	Nationality	Whether by virtue of:					
						Shares	Voting Rights	Rights on distributable dividend or any other distribution	Exercise of control	Exercise of significant influence	
1	Kishore Biyani	India	Central Departmental Stores Private Limited		India	0	0		No	Yes	31-03-2017



Introductory sub-table (I)(a) -
Shareholding Pattern under Regulation 31 of SEBI (Listing Obligations and Disclosure Requirements) Regulations, 2015

1

Name of Listed Entity :- Future Enterprises Limited - Post Scheme (i.e. Post Amalgamation, Preferential Allotment & Issue of Warrants)

2

Scrp Code/Name of Scrip/Class of Security: 523574 / FEL

3

Share Holding Pattern Filed under: Reg. 31(1)(a) / Reg. 31(1)(b) / Reg.31(1)(c)

a.

If under 31(1)(b) then indicate the report for Quarter ending: August 29, 2020 POST ISSUE (i.e. Post Amalgamation, Preferential Allotment & Issue of Warrants)

b.

If under 31(1)(c) then indicate date of allotment / extinguishment:

4

Declaration: The Listed entity is required to submit the following declaration to the extent of submission of information:-

	Particulars	Yes*	No*
1	Whether the Listed Entity has issued any partly paid up shares?		No
2	Whether the Listed Entity has issued any Convertible Securities or Warrants?		No
3	Whether the Listed Entity has any shares against which depository receipts are issued?		No
4	Whether the Listed Entity has any shares in locked-in?		No
5	Whether any shares held by promoters are pledge or otherwise encumbered?	Yes	
6	Whether company has equity shares with differential voting rights?	Yes	
7	Whether the listed entity has any significant beneficial owner?	Yes	

* If the Listed Entity selects the option 'No' for the questions above, the columns for the partly paid up shares, Outstanding Convertible Securities/Warrants, depository receipts, locked-in shares, No of shares pledged or otherwise encumbered by promoters, as applicable, shall not be displayed at the time of dissemination on the Stock Exchange website. Also wherever there is 'No' declared by Listed Entity in above table the values will be considered as 'Zero' by default on submission of the format of holding of specified securities.

Note:

Note 1 - Infra Trust, having indirect shareholding in the Company, but not holding any equity shares, have been included. Infra Trust holds shares in Central Departmental Stores Pvt. Ltd.

Note 2 - Please note that the post-scheme shareholding pattern of the Company has been calculated on a fully diluted basis after assuming the following:

(i) Conversion of CCDs and outstanding coupon thereto in FCL

(ii) Exercise of outstanding warrants in FCL

(iii) Issue of equity shares to Reliance Retail and Fashion Lifestyle Ltd by way of preferential allotment pursuant to the Scheme; and

(iv) Issue and exercise of warrants to Reliance Retail and Fashion Lifestyle Ltd by way of preferential allotment pursuant to the Scheme

Note 3 - The post-scheme shareholding pattern of the Company is based on the BENPOS of the Company and the Transferor Companies as on August 28, 2020.

Kindly note that subsequent to August 28, 2020, there has been an invocation of pledge by the lenders with respect to some of the shares held by Ritvika Trading Pvt Ltd (a subsidiary of the Company) in Future Supply Chain Solutions Ltd (FSCSL) pursuant to which 1,07,50,000 shares in FSCSL were transferred to the lenders. Said shares were earlier considered as cross-holding and were considered to be cancelled and no shares were to be issued against the same. However the same would now be considered for issuing shares as consideration pursuant to the Scheme. Further, subject to fluctuations in the market price of the shares in future, the possibility of further invocation of pledges in the case of FSCSL cannot be ruled out and hence the number of shares considered as cross-holding may stand reduced and the number of shares to be issued as consideration pursuant to the Scheme could increase.

Further, the number of shares to be issued as consideration pursuant to the Scheme is the number based on the BENPOS of the transferor Companies as on August 28, 2020. The final consideration to be discharged by issue of equity shares may fluctuate in the circumstances mentioned above, and would be crystallised basis the shareholding pattern of the Transferor Companies on the Record Date.

Table I - Summary Statement holding of specified securities																		
Category	Category of shareholder	Nos. of shareholders	No. of fully paid up equity shares held	No. of Partly paid up equity shares held	No. of shares underlying Depository Receipts	Total nos. shares held	Shareholding as a % of total no. of shares (calculated as per SCRR, 1957) As a % of (A+B+C2)	Number of Voting Rights held in each class of securities				No. of Shares Underlying Outstanding convertible securities (including Warrants)	Shareholding as a % assuming full conversion of convertible securities (as a percentage of diluted share capital) As a % of (A+B+C2)	Number of Locked in shares		Number of Shares pledged or otherwise encumbered *		Number of equity shares held in dematerialized form
								No of Voting Rights			Total as a % of (A+B+C)			No. (a)	As a % of total Shares held (b)	No. (a)	As a % of total Shares held (b)	
								Class: Equity Shares	Class: NIL	Total								
(I)	(II)	(III)	(IV)	(V)	(VI)	(VII)=(IV)+(V)+(VI)	(VIII)	(IX)				(X)	(XI)=(VII)+(X)	(XII)		(XIII)		(XIV)
(A)	Promoter & Promoter Group	24	4217411065	0	0	4217411065	34.94	4217411065	0	4217411065	34.94	0	34.94	0	0.00	172800339	4.10	4217411065
(B)	Public	524965	7852780047	0	0	7852780047	65.06	7852780047	0	7852780047	65.06	0	65.06	0	0.00	NA		6252134442
(C)	Non Promoter- Non Public	0	0	0	0	0	NA	0	0	0	0.00	0	NA	0	0.00	NA		0
(C1)	Shares underlying DRs	0	0	0	0	0	NA	0	0	0	0.00	0	NA	0	0.00	NA		0
(C2)	Shares held by Employee Trusts	0	0	0	0	0	0.00	0	0	0	0.00	0	0.00	0	0.00	NA		0
	Total	524989	12070191112	0	0	12070191112	100.00	12070191112	0	12070191112	100.00	0	100.00	0	0.00	172800339	1.43	10469545507
*represents the number of shares pledged or otherwise encumbered as per the pre-scheme shareholding of Future Enterprise Limited only The above numbers does not consider shares held in a/c in some of the transferee companies.																		



Table II - Statement showing shareholding pattern of the Promoter and Promoter Group																	
Category & Name of the Shareholders	No. of shareholder	No. of fully paid up equity shares held	Partly paid-up equity shares held	Nos. of shares underlying Depository Receipts	Total nos. shares held	Shareholding % calculated as per SCRR, 1957 As a % of (A+B+C2)	Number of Voting Rights held in each class of securities			No. of Shares Underlying & Outstanding convertible securities (including Warrants)	Shareholding, as a % assuming full conversion of convertible securities (as a percentage of diluted share capital) as a % of A+B+C2	Number of Locked in shares		Number of Shares pledged or otherwise encumbered		Number of equity shares held in dematerialized form	
							No of Voting Rights					Total as a % of Total Voting rights	No. (a)	As a % of total Shares held (b)	No. (a)		As a % of total Shares held (b)
							Class: Equity Shares	Class: NIL	Total								
(i)	(ii)	(iv)	(v)	(vi)	(vii)=(iv)+(v)+(vi)	(viii)	(ix)			(x)	(xi)-(vii)-(x)	(xii)		(xiii)		(xiv)	
(1) Indian																	
Individuals/Hindu undivided Family	11	1495278	0	0	1495278	0.01	1495278	0	1495278	0.01	0	0.01	0	0.00	0	0.00	1495278
ASHNI KISHORE BIYANI		973821	0	0	973821	0.01	973821	0	973821	0.01	0	0.01	0	0.00	0	0.00	973821
AVNI KISHORKUMAR BIYANI		315845	0	0	315845	0.00	315845	0	315845	0.00	0	0.00	0	0.00	0	0.00	315845
KISHORE BIYANI		26684	0	0	26684	0.00	26684	0	26684	0.00	0	0.00	0	0.00	0	0.00	26684
ANIL BIYANI		25374	0	0	25374	0.00	25374	0	25374	0.00	0	0.00	0	0.00	0	0.00	25374
GOPIKISHAN BIYANI		25374	0	0	25374	0.00	25374	0	25374	0.00	0	0.00	0	0.00	0	0.00	25374
LAXMINARAYAN BANSILAL BIYANI		25374	0	0	25374	0.00	25374	0	25374	0.00	0	0.00	0	0.00	0	0.00	25374
RAKESH BIYANI		25374	0	0	25374	0.00	25374	0	25374	0.00	0	0.00	0	0.00	0	0.00	25374
SUNIL BIYANI		25374	0	0	25374	0.00	25374	0	25374	0.00	0	0.00	0	0.00	0	0.00	25374
VIJAY BIYANI		25374	0	0	25374	0.00	25374	0	25374	0.00	0	0.00	0	0.00	0	0.00	25374
VIVEK BIYANI		25374	0	0	25374	0.00	25374	0	25374	0.00	0	0.00	0	0.00	0	0.00	25374
SANTOSH BIYANI		1310	0	0	1310	0.00	1310	0	1310	0.00	0	0.00	0	0.00	0	0.00	1310
Central Government/ State Government(s)	0	0	0	0	0	0.00	0	0	0	0.00	0	0.00	0	0.00	0	0.00	0
(b) Financial Institutions/ Banks	0	0	0	0	0	0.00	0	0	0	0.00	0	0.00	0	0.00	0	0.00	0
(d) Any Other (specify)	13	4215915787	0	0	4215915787	34.93	4215915787	0	4215915787	34.93	0	34.93	0	0.00	172800339	4.10	4215915787
1. Bodies Corporate	13	4215915787	0	0	4215915787	34.93	4215915787	0	4215915787	34.93	0	34.93	0	0.00	172800339	4.10	4215915787
FUTURE CORPORATE RESOURCES PRIVATE LIMITED		1673667355	0	0	1673667355	13.87	1673667355	0	1673667355	13.87	0	13.87	0	0.00	137500000	0.82	1673667355
RYKA COMMERCIAL VENTURES PRIVATE LIMITED		875121474	0	0	875121474	7.25	875121474	0	875121474	7.25	0	7.25	0	0.00	0	0.00	875121474
FUTURE CAPITAL INVESTMENT PRIVATE LIMITED		647909585	0	0	647909585	5.37	647909585	0	647909585	5.37	0	5.37	0	0.00	0	0.00	647909585
FUTURE COUPONS PRIVATE LIMITED		538029494	0	0	538029494	4.46	538029494	0	538029494	4.46	0	4.46	0	0.00	0	0.00	538029494
CENTRAL DEPARTMENTAL STORES PRIVATE LIMITED		173620299	0	0	173620299	1.44	173620299	0	173620299	1.44	0	1.44	0	0.00	159050339	91.61	173620299
RSCIL TRADING PRIVATE LIMITED		168647284	0	0	168647284	1.40	168647284	0	168647284	1.40	0	1.40	0	0.00	0	0.00	168647284
FUTURE CORPORATE RESOURCES LIMITED		74171416	0	0	74171416	0.61	74171416	0	74171416	0.61	0	0.61	0	0.00	0	0.00	74171416
SRISHITI MALL MANAGEMENT COMPANY PRIVATE LIMIT		26528815	0	0	26528815	0.22	26528815	0	26528815	0.22	0	0.22	0	0.00	0	0.00	26528815
FUTURE IDEAS COMPANY LIMITED		19877481	0	0	19877481	0.16	19877481	0	19877481	0.16	0	0.16	0	0.00	0	0.00	19877481
RII INDUSTRIES LIMITED		2317568	0	0	2317568	0.02	2317568	0	2317568	0.02	0	0.02	0	0.00	0	0.00	2317568
SURPLUS FINEST PRIVATE LIMITED		2016273	0	0	2016273	0.02	2016273	0	2016273	0.02	0	0.02	0	0.00	0	0.00	2016273
AKAR ESTATE AND FINANCE PRIVATE LIMITED		14962	0	0	14962	0.00	14962	0	14962	0.00	0	0.00	0	0.00	0	0.00	14962
Budie Private Private Limited		13993781	0	0	13993781	0.12	13993781	0	13993781	0.12	0	0.12	0	0.00	0	0.00	13993781
Sub-Total (A)(1)	24	4217411065	0	0	4217411065	34.94	4217411065	0	4217411065	34.94	0	34.94	0	0.00	172800339	4.10	4217411065
(2) Foreign																	
Individuals (Non-Resident Individuals/ Foreign Individuals)	0	0	0	0	0	0.00	0	0	0	0.00	0	0.00	0	0.00	0	0.00	0
(b) Government	0	0	0	0	0	0.00	0	0	0	0.00	0	0.00	0	0.00	0	0.00	0
(c) Institutions	0	0	0	0	0	0.00	0	0	0	0.00	0	0.00	0	0.00	0	0.00	0
(d) Foreign Portfolio Investor	0	0	0	0	0	0.00	0	0	0	0.00	0	0.00	0	0.00	0	0.00	0
(f) Any Other (specify)	0	0	0	0	0	0.00	0	0	0	0.00	0	0.00	0	0.00	0	0.00	0
Sub-Total (A)(2)	0	0	0	0	0	0.00	0	0	0	0.00	0	0.00	0	0.00	0	0.00	0
Total Shareholding of Promoter and Promoter Group (A)= (A)(1)+(A)(2)	24	4217411065	0	0	4217411065	34.94	4217411065	0	4217411065	34.94	0	34.94	0	0.00	172800339	4.10	4217411065
*Subject to rounding off																	

*Subject to rounding off



Table III - Statement showing shareholding pattern of the Public shareholder																	
(I)	Category & Name of the Shareholders	No. of shareholder	No. of fully paid up equity shares held*	Partly paid-up equity shares held	Nos. of shares underlying Depository Receipts	Total nos. shares held	Shareholding % calculated as per SCRR, 1957 As a % of (A+B+C2)	Number of Voting Rights held in each class of securities			No. of Shares Underlying Outstanding convertible securities (including Warrants)	Shareholding, as a % assuming full conversion of convertible securities (as a percentage of diluted share capital) as a % of A+B+C2	Number of Locked in shares		Number of Shares pledged or otherwise encumbered		Number of equity shares held in dematerialized form
								No of Voting Rights					No. (a)	As a % of total Shares held (b)	No. (a)	As a % of total Shares held (b)	
								Class: Equity Shares	Class: NIL	Total							
(II)	(III)	(IV)	(V)	(VI)	(VII)	(VIII)	(IX)	(X)	(XI)	(XII)	(XIII)	(XIV)					
(1)	Institutions																
(a)	Mutual Funds/	7	246698744	0	0	246698744	2.04	246698744	0	246698744	2.04	0	2.04	0	0.00	NA	246698744
	IDFC Hybrid Equity Fund		127296802	0	0	127296802	1.05	127296802	0	127296802	1.05	0	1.05	0	0.00	NA	127296802
	L And T Mutual Fund Trustee Ltd- L And T Equit		113744521	0	0	113744521	0.94	113744521	0	113744521	0.94	0	0.94	0	0.00	NA	113744521
(b)	Venture Capital Funds	0	0	0	0	0	0.00	0	0	0	0.00	0	0.00	0	0.00	NA	0
(c)	Alternate Investment Funds	8	516380757	0	0	516380757	4.28	516380757	0	516380757	4.28	0	4.28	0	0.00	NA	516380757
	PI Opportunities Fund I		305807144	0	0	305807144	2.53	305807144	0	305807144	2.53	0	2.53	0	0.00	NA	305807144
	Pioneer Investment Fund		161892971	0	0	161892971	1.34	161892971	0	161892971	1.34	0	1.34	0	0.00	NA	161892971
(d)	Foreign Venture Capital Investors	0	0	0	0	0	0.00	0	0	0	0.00	0	0.00	0	0.00	NA	0
(e)	Foreign Portfolio Investors	145	1233499654	0	0	1233499654	10.22	1233499654	0	1233499654	10.22	0	10.22	0	0.00	NA	1233499654
	Spectacular Investments Pte Ltd		225088801	0	0	225088801	1.86	225088801	0	225088801	1.86	0	1.86	0	0.00	NA	225088801
	Rto Sri in the Ltd.		135542705	0	0	135542705	1.12	135542705	0	135542705	1.12	0	1.12	0	0.00	NA	135542705
	Verlinvest Sa		141236612	0	0	141236612	1.17	141236612	0	141236612	1.17	0	1.17	0	0.00	NA	141236612
	Government Pension Fund Global		121262937	0	0	121262937	1.00	121262937	0	121262937	1.00	0	1.00	0	0.00	NA	121262937
(f)	Financial Institutions/ Banks	7	41059826	0	0	41059826	0.34	41059826	0	41059826	0.34	0	0.34	0	0.00	NA	41059826
(g)	Insurance Companies	5	179779029	0	0	179779029	1.49	179779029	0	179779029	1.49	0	1.49	0	0.00	NA	179779029
	Life Insurance Corporation Of India		174323246	0	0	174323246	1.44	174323246	0	174323246	1.44	0	1.44	0	0.00	NA	174323246
(h)	Provident Funds/ Pension Funds	0	0	0	0	0	0.00	0	0	0	0.00	0	0.00	0	0.00	NA	0
(i)	Any Other (specify)	0	0	0	0	0	0.00	0	0	0	0.00	0	0.00	0	0.00	NA	0
	Sub-Total (B)(1)	172	2217418010	0	0	2217418010	18.37	2217418010	0	2217418010	18.37	0	18.37	0	0.00	NA	2217418010
(2)	Central Government/ State Government(s)/ President of India	0	0	0	0	0	0.00	0	0	0	0.00	0	0.00	0	0.00	NA	0
	Sub-Total (B)(2)	0	0	0	0	0	0.00	0	0	0	0.00	0	0.00	0	0.00	NA	0
(3)	Non-institutions																
	Individuals																
(a)	i. Individual shareholders holding nominal share capital up to Rs. 2 lakhs.	508915	1026221814	0	0	1026221814	8.50	1026221814	0	1026221814	8.50	0	8.50	0	0.00	NA	1012451535
	ii. Individual shareholders holding nominal share capital in excess of Rs. 2 lakhs.	1326	490224208	0	0	490224208	4.06	490224208	0	490224208	4.06	0	4.06	0	0.00	NA	489955598
(b)	NBFCs registered with RBI	9	21432529	0	0	21432529	0.18	21432529	0	21432529	0.18	0	0.18	0	0.00	NA	21432529
(c)	Employee Trusts	0	0	0	0	0	0.00	0	0	0	0.00	0	0.00	0	0.00	NA	0
(d)	Overseas Depositories (holding DRs) (balancing figure)	0	0	0	0	0	0.00	0	0	0	0.00	0	0.00	0	0.00	NA	0
(e)	Any Other (specify)	14543	4097483486	0	0	4097483486	33.95	4097483486	0	4097483486	33.95	0	33.95	0	0.00	NA	2510881770
	1. Trusts	11	24460756	0	0	24460756	0.20	24460756	0	24460756	0.20	0	0.20	0	0.00	NA	24460756
	2. Hindu Undivided Family	6750	34513148	0	0	34513148	0.29	34513148	0	34513148	0.29	0	0.29	0	0.00	NA	34477804
	3. Repat	1683	17020219	0	0	17020219	0.14	17020219	0	17020219	0.14	0	0.14	0	0.00	NA	17020219
	4. Non Resident Indians (Repatriate)	3939	33152435	0	0	33152435	0.27	33152435	0	33152435	0.27	0	0.27	0	0.00	NA	33121654
	5. Office Bearers	18	4028626	0	0	4028626	0.03	4028626	0	4028626	0.03	0	0.03	0	0.00	NA	4028626
	6. Other Directors / Relatives	2	1158133	0	0	1158133	0.01	1158133	0	1158133	0.01	0	0.01	0	0.00	NA	1158133
	7. IEPF	1	549800	0	0	549800	0.00	549800	0	549800	0.00	0	0.00	0	0.00	NA	549800
	8. Clearing Members	510	214777797	0	0	214777797	1.78	214777797	0	214777797	1.78	0	1.78	0	0.00	NA	214777797
	9. Other Bodies Corporate	1618	3399102836	0	0	3399102836	28.16	3399102836	0	3399102836	28.16	0	28.16	0	0.00	NA	1812567245
	Bennett, Coleman And Company Limited		538523408	0	0	538523408	4.46	538523408	0	538523408	4.46	0	4.46	0	0.00	NA	538523408
	Udb Trusteeship Services Limited		408198004	0	0	408198004	3.38	408198004	0	408198004	3.38	0	3.38	0	0.00	NA	408198004
	Heritage Foods Limited		180258942	0	0	180258942	1.49	180258942	0	180258942	1.49	0	1.49	0	0.00	NA	180258942
	Brand Equity Treaties Limited		160961532	0	0	160961532	1.33	160961532	0	160961532	1.33	0	1.33	0	0.00	NA	160961532
	Reliance Retail and Fashion Lifestyle Limited		1586402265	0	0	1586402265	13.14	1586402265	0	1586402265	13.14	0	13.14	0	0.00	NA	1586402265
	10. Fraction Shares	1	101640	0	0	101640	0.00	101640	0	101640	0.00	0	0.00	0	0.00	NA	101640
	11. Foreign Nationals	1	1392	0	0	1392	0.00	1392	0	1392	0.00	0	0.00	0	0.00	NA	1392
	12. Foreign Companies	5	367170019	0	0	367170019	3.04	367170019	0	367170019	3.04	0	3.04	0	0.00	NA	367170019
	Black River Food 2 Pte. Ltd.		131654875	0	0	131654875	1.09	131654875	0	131654875	1.09	0	1.09	0	0.00	NA	131654875
	Nippon Express (South Asia & Oceania) Pte Ltd		126452007	0	0	126452007	1.05	126452007	0	126452007	1.05	0	1.05	0	0.00	NA	126452007
	13. Unclaimed Share Account	4	1446686	0	0	1446686	0.01	1446686	0	1446686	0.01	0	0.01	0	0.00	NA	1446686
	Sub-Total (B)(3)	524793	5635362037	0	0	5635362037	46.69	5635362037	0	5635362037	46.69	0	46.69	0	0.00	NA	4034716432
	Total Public Shareholding (B) = (B)(1)+(B)(2)+(B)(3)	524965	7852780047	0	0	7852780047	65.06	7852780047	0	7852780047	65.06	0	65.06	0	0.00	NA	6252134442



Table IV - Statement showing shareholding pattern of the Non Promoter- Non Public shareholder																	
Category & Name of the Shareholders	No. of shareholder	No. of fully paid up equity shares held	Partly paid-up equity shares held	Nos. of shares underlying Depository Receipts	Total nos. shares held	Shareholding % calculated as per SCRR, 1957 As a % of (A+B+C2)	Number of Voting Rights held in each class of securities			No. of Shares Underlying Outstanding convertible securities (including Warrants)	Shareholding, as a % assuming full conversion of convertible securities (as a percentage of diluted share capital) as a % of A+B+C2	Number of Locked in shares		Number of Shares pledged or otherwise encumbered		Number of equity shares held in dematerialized form	
							No of Voting Rights					Total as a % of Total Voting rights	No. (a)	As a % of total Shares held (b)	No. (a)		As a % of total Shares held (b)
							Class: Equity Shares	Class: NIL	Total								
	(i)	(iii)	(iv)	(v)	(vi)	(vii)=(iv)+(v)+(vi)	(viii)	(ix)			(x)	(xi)=(viii)+(x)	(xii)	(xiii)		(xiv)	
(1) Custodian/DR Holder		0				0	0	0.00	0	0	0	0.00	0	0	0.00	0	
(a) Name of DR Holder (if available)													0	0	0.00		
(2) Employee Benefit Trust (under SEBI (Share based Employee Benefit) Regulations, 2014)		0	0	0	0	0	0	0.00	0	0	0	0.00	0	0	0.00	0	
(a)																	
Total Non Promoter- Non Public shareholding (C)= (C1)+(C2)		0	0	0	0	0	0	0.00	0	0	0	0.00	0	0	0.00	0	



Table V - Statement showing details of Significant Beneficial Owners (SBOs)										
Sr. No	Details of the SBO (i)		Details of the registered owner (ii)			Details of holding/ exercise of right of the SBO in the reporting company, whether direct or indirect*: (iii)				
	Name	Nationality	Name	PAN/ Passport No. in case of a foreign national	Nationality	Whether by virtue of:				
						Shares	Voting Rights	Rights on distributable dividend or any other distribution	Exercise of control	Exercise of significant influence
1	Kishore Biyani	India	Central Departmental Stores Private Limited		India	0	0		No	Yes
										31-03-2017



Introductory sub-table (I)(a) -
Shareholding Pattern under Regulation 31 of SEBI (Listing Obligations and Disclosure Requirements) Regulations, 2015

1

Name of Listed Entity :- **Future Enterprises Limited - Post Amalgamation & Preferential Allotment**

2

Scrp Code/Name of Scrip/Class of Security: **523574 / FEL**

3

Share Holding Pattern Filed under: **Reg. 31(1)(a) / Reg. 31(1)(b) / Reg.31(1)(c)**

a.

If under 31(1)(b) then indicate the report for Quarter ending: **August 29, 2020 Post issue of shares under Amalgamation & Preferential Allotment**

b.

If under 31(1)(c) then indicate date of allotment / extinguishment:

4

Declaration: The Listed entity is required to submit the following declaration to the extent of submission of information:-

	Particulars	Yes*	No*
1	Whether the Listed Entity has issued any partly paid up shares?		No
2	Whether the Listed Entity has issued any Convertible Securities or Warrants?		No
3	Whether the Listed Entity has any shares against which depository receipts are issued?		No
4	Whether the Listed Entity has any shares in locked-in?		No
5	Whether any shares held by promoters are pledge or otherwise encumbered?	Yes	
6	Whether company has equity shares with differential voting rights?	Yes	
7	Whether the listed entity has any significant beneficial owner?	Yes	

* If the Listed Entity selects the option 'No' for the questions above, the columns for the partly paid up shares, Outstanding Convertible Securities/Warrants, depository receipts, locked-in shares, No of shares pledged or otherwise encumbered by promoters, as applicable, shall not be displayed at the time of dissemination on the Stock Exchange website. Also wherever there is 'No' declared by Listed Entity in above table the values will be considered as 'Zero' by default on submission of the format of holding of specified securities.

Note: Note 1 - Infra Trust, having indirect shareholding in the Company, but not holding any equity shares, have been included. Infra Trust holds shares in Central Departmental Stores Pvt. Ltd.

Note 2 - Please note that the post-scheme shareholding pattern of the Company has been calculated on a fully diluted basis after assuming the following:
(i) Conversion of CCDs and outstanding coupon thereto in FCL
(ii) Exercise of outstanding warrants in FCL
(iii) Issue of equity shares to Reliance Retail and Fashion Lifestyle Ltd by way of preferential allotment pursuant to the Scheme; and
(iv) Issue and exercise of warrants to Reliance Retail and Fashion Lifestyle Ltd by way of preferential allotment pursuant to the Scheme

Note 3 - The post-scheme shareholding pattern of the Company is based on the BENPOS of the Company and the Transferor Companies as on August 28, 2020.

Kindly note that subsequent to August 28, 2020, there has been an invocation of pledge by the lenders with respect to some of the shares held by Ritivika Trading Pvt Ltd (a subsidiary of the Company) in Future Supply Chain Solutions Ltd (FSCSL) pursuant to which 1,07,50,000 shares in FSCSL were transferred to the lenders. Said shares were earlier considered as cross-holding and were considered to be cancelled and no shares were to be issued against the same. However the same would now be considered for issuing shares as consideration pursuant to the Scheme. Further, subject to fluctuations in the market price of the shares in future, the possibility of further invocation of pledges in the case of FSCSL cannot be ruled out and hence the number of shares considered as cross-holding may stand reduced and the number of shares to be issued as consideration pursuant to the Scheme could increase.

Further, the number of shares to be issued as consideration pursuant to the Scheme is the number based on the BENPOS of the transferor Companies as on August 28, 2020. The final consideration to be discharged by issue of equity shares may fluctuate in the circumstances mentioned above, and would be crystallised basis the shareholding pattern of the Transferor Companies on the Record Date.



Table I - Summary Statement holding of specified securities																		
Category	Category of shareholder	Nos. of shareholders	No. of fully paid up equity shares held	No. of Partly paid up equity shares held	No. of shares underlying Depository Receipts	Total nos. shares held	Shareholding as a % of total no. of shares (calculated as per SCRR, 1957) As a % of (A+B+C2)	Number of Voting Rights held in each class of securities				No. of Shares Underlying Outstanding convertible securities (including Warrants)	Shareholding as a % assuming full conversion of convertible securities (as a percentage of diluted share capital) As a % of (A+B+C2)	Number of Locked in shares		Number of Shares pledged or otherwise encumbered *		Number of equity shares held in dematerialized form
								No of Voting Rights			Total as a % of (A+B+C)			No. (a)	As a % of total Shares held (b)	No. (a)	As a % of total Shares held (b)	
								Class: Equity Shares	Class: NIL	Total								
(I)	(II)	(III)	(IV)	(V)	(VI)	(VII)=(IV)+(V)+(VI)	(VIII)	(IX)				(X)	(XI)=(VII)+(X)	(XII)		(XIII)		(XIV)
(A)	Promoter & Promoter Group	24	4217411065	0	0	4217411065	37.78	4217411065	0	4217411065	37.78	0	37.78	0	0.00	172800339	4.10	4217411065
(B)	Public	524965	6946264467	0	0	6946264467	62.22	6946264467	0	6946264467	62.22	0	62.22	0	0.00	NA		6252134442
(C)	Non Promoter- Non Public	0	0	0	0	0	NA	0	0	0	0.00	0	NA	0	0.00	NA		0
(C1)	Shares underlying DRs	0	0	0	0	0	NA	0	0	0	0.00	0	NA	0	0.00	NA		0
(C2)	Shares held by Employee Trusts	0	0	0	0	0	0.00	0	0	0	0.00	0	0.00	0	0.00	NA		0
	Total	524989	11163675532	0	0	11163675532	100.00	11163675532	0	11163675532	100.00	0	100.00	0	0.00	172800339	1.55	10469545507
<i>*represents the number of shares pledged or otherwise encumbered as per the pre-scheme shareholding of Future Enterprise Limited only The above numbers does not consider shares held in a/c in some of the transferee companies.</i>																		



Table II - Statement showing shareholding pattern of the Promoter and Promoter Group																	
Category & Name of the Shareholders	No. of shareholder	No. of fully paid up equity shares held	Partly paid-up equity shares held	Nos. of shares underlying Depository Receipts	Total nos. shares held	Shareholding % calculated as per SCRR, 1957 As a % of (A+B+C2)	Number of Voting Rights held in each class of securities			No. of Shares Underlying & Outstanding convertible securities (including Warrants)	Shareholding, as a % assuming full conversion of convertible securities (as a percentage of diluted share capital) as a % of A+B+C2	Number of Locked in shares		Number of Shares pledged or otherwise encumbered		Number of equity shares held in dematerialized form	
							No of Voting Rights					Total as a % of Total Voting rights	No. (a)	As a % of total Shares held (b)	No. (a)		As a % of total Shares held (b)
							Class: Equity Shares	Class: NIL	Total								
(i)	(ii)	(iv)	(v)	(vi)	(vii)=(iv)+(v)+(vi)	(viii)	(ix)			(x)	(xi)-(vii)-(x)	(xii)		(xiii)		(xiv)	
(1) Indian																	
Individuals/Hindu undivided Family	11	1495278	0	0	1495278	0.01	1495278	0	1495278	0.01	0	0.00	0	0.00	0	1495278	
ASHNI KISHORE BIYANI		973821	0	0	973821	0.01	973821	0	973821	0.01	0	0.00	0	0.00	0	973821	
AVNI KISHOR KUMAR BIYANI		315845	0	0	315845	0.00	315845	0	315845	0.00	0	0.00	0	0.00	0	315845	
KISHORE BIYANI		26684	0	0	26684	0.00	26684	0	26684	0.00	0	0.00	0	0.00	0	26684	
ANIL BIYANI		25374	0	0	25374	0.00	25374	0	25374	0.00	0	0.00	0	0.00	0	25374	
GOPIKISHAN BIYANI		25374	0	0	25374	0.00	25374	0	25374	0.00	0	0.00	0	0.00	0	25374	
LAXMINARAYAN BANSILAL BIYANI		25374	0	0	25374	0.00	25374	0	25374	0.00	0	0.00	0	0.00	0	25374	
RAKESH BIYANI		25374	0	0	25374	0.00	25374	0	25374	0.00	0	0.00	0	0.00	0	25374	
SUNIL BIYANI		25374	0	0	25374	0.00	25374	0	25374	0.00	0	0.00	0	0.00	0	25374	
VIJAY BIYANI		25374	0	0	25374	0.00	25374	0	25374	0.00	0	0.00	0	0.00	0	25374	
VIVEK BIYANI		25374	0	0	25374	0.00	25374	0	25374	0.00	0	0.00	0	0.00	0	25374	
SANTOSH BIYANI		1310	0	0	1310	0.00	1310	0	1310	0.00	0	0.00	0	0.00	0	1310	
Central Government/ State Government(s)	0	0	0	0	0	0.00	0	0	0	0.00	0	0.00	0	0.00	0	0	
(b) Financial Institutions/ Banks	0	0	0	0	0	0.00	0	0	0	0.00	0	0.00	0	0.00	0	0	
(d) Any Other (specify)	13	4215915787	0	0	4215915787	37.76	4215915787	0	4215915787	37.76	0	0.00	172800339	4.10	4215915787		
1. Bodies Corporate	13	4215915787	0	0	4215915787	37.76	4215915787	0	4215915787	37.76	0	0.00	172800339	4.10	4215915787		
FUTURE CORPORATE RESOURCES PRIVATE LIMITED		1673667355	0	0	1673667355	14.99	1673667355	0	1673667355	14.99	0	0.00	137500000	0.82	1673667355		
RYKA COMMERCIAL VENTURES PRIVATE LIMITED		875121474	0	0	875121474	7.84	875121474	0	875121474	7.84	0	0.00	0	0.00	875121474		
FUTURE CAPITAL INVESTMENT PRIVATE LIMITED		647909585	0	0	647909585	5.80	647909585	0	647909585	5.80	0	0.00	0	0.00	647909585		
FUTURE COUPONS PRIVATE LIMITED		538029494	0	0	538029494	4.82	538029494	0	538029494	4.82	0	0.00	0	0.00	538029494		
CENTRAL DEPARTMENTAL STORES PRIVATE LIMITED		173620299	0	0	173620299	1.56	173620299	0	173620299	1.56	0	0.00	159050339	91.61	173620299		
RSCJ TRADING PRIVATE LIMITED		168647284	0	0	168647284	1.51	168647284	0	168647284	1.51	0	0.00	0	0.00	168647284		
FUTURE CORPORATE RESOURCES LIMITED		74171416	0	0	74171416	0.66	74171416	0	74171416	0.66	0	0.00	0	0.00	74171416		
SRISHITI MALL MANAGEMENT COMPANY PRIVATE LIMIT		26528815	0	0	26528815	0.24	26528815	0	26528815	0.24	0	0.00	0	0.00	26528815		
FUTURE IDEAS COMPANY LIMITED		19877481	0	0	19877481	0.18	19877481	0	19877481	0.18	0	0.00	0	0.00	19877481		
RI INDUSTRIES LIMITED		2317568	0	0	2317568	0.02	2317568	0	2317568	0.02	0	0.00	0	0.00	2317568		
SURPLUS FINVEST PRIVATE LIMITED		2016273	0	0	2016273	0.02	2016273	0	2016273	0.02	0	0.00	0	0.00	2016273		
AKAR ESTATE AND FINANCE PRIVATE LIMITED		14962	0	0	14962	0.00	14962	0	14962	0.00	0	0.00	0	0.00	14962		
Bude Product Private Limited		13993781	0	0	13993781	0.13	13993781	0	13993781	0.13	0	0.00	0	0.00	13993781		
Sub-Total (A)(1)	24	4217411065	0	0	4217411065	37.78	4217411065	0	4217411065	37.78	0	0.00	172800339	4.10	4217411065		
(2) Foreign																	
Individuals (Non-Resident Individuals/ Foreign Individuals)	0	0	0	0	0	0.00	0	0	0	0.00	0	0.00	0	0.00	0	0	
(b) Government	0	0	0	0	0	0.00	0	0	0	0.00	0	0.00	0	0.00	0	0	
(c) Institutions	0	0	0	0	0	0.00	0	0	0	0.00	0	0.00	0	0.00	0	0	
(d) Foreign Portfolio Investor	0	0	0	0	0	0.00	0	0	0	0.00	0	0.00	0	0.00	0	0	
(f) Any Other (specify)	0	0	0	0	0	0.00	0	0	0	0.00	0	0.00	0	0.00	0	0	
Sub-Total (A)(2)	0	0	0	0	0	0.00	0	0	0	0.00	0	0.00	0	0.00	0	0	
Total Shareholding of Promoter and Promoter Group (A)= (A)(1)+(A)(2)	24	4217411065	0	0	4217411065	37.78	4217411065	0	4217411065	37.78	0	0.00	172800339	4.10	4217411065		



Table III - Statement showing shareholding pattern of the Public shareholder																
Category & Name of the Shareholders	No. of shareholder	No. of fully paid up equity shares held*	Partly paid-up equity shares held	Nos. of shares underlying Depository Receipts	Total nos. shares held	Shareholding % calculated as per SCRR, 1957 As a % of (A+B+C)	Number of Voting Rights held in each class of securities			No. of Shares Underlying Outstanding convertible securities (including Warrants)	Shareholding, as a % assuming full conversion of convertible securities (as a percentage of diluted share capital) as a % of A+B+C2	Number of Locked in shares		Number of Shares pledged or otherwise encumbered		Number of equity shares held in dematerialized form
							No of Voting Rights		Total as a % of Total Voting rights			No. (a)	As a % of total Shares held (b)	No. (a)	As a % of total Shares held (b)	
							Class: Equity Shares	Class: NIL								
(I)	(II)	(IV)	(V)	(VI)	(VII)=(IV)+(V)+(VI)	(VIII)	(IX)	(X)	(XI)=(VII)+(X)	(XII)	(XIII)	(XIV)				
(1) Institutions																
Mutual Funds/	7	246698744	0	0	246698744	2.21	246698744	0	246698744	2.21	0	2.21	0	0.00	NA	246698744
IBFC Hybrid Equity Fund		127296802	0	0	127296802	1.14	127296802	0	127296802	1.14	0	1.14	0	0.00	NA	127296802
L And T Mutual Fund Trustee Ltd- L And T Equit		113744521	0	0	113744521	1.02	113744521	0	113744521	1.02	0	1.02	0	0.00	NA	113744521
Venture Capital Funds	0	0	0	0	0	0.00	0	0	0	0.00	0	0.00	0	0.00	NA	0
Alternate Investment Funds	8	516380757	0	0	516380757	4.63	516380757	0	516380757	4.63	0	4.63	0	0.00	NA	516380757
PI Opportunities Fund I		305807144	0	0	305807144	2.74	305807144	0	305807144	2.74	0	2.74	0	0.00	NA	305807144
Pioneer Investment Fund		161892971	0	0	161892971	1.45	161892971	0	161892971	1.45	0	1.45	0	0.00	NA	161892971
Foreign Venture Capital Investors	0	0	0	0	0	0.00	0	0	0	0.00	0	0.00	0	0.00	NA	0
Foreign Portfolio Investors	145	1233499654	0	0	1233499654	11.05	1233499654	0	1233499654	11.05	0	11.05	0	0.00	NA	1233499654
Spectacular Investments Pte Ltd		225088801	0	0	225088801	2.02	225088801	0	225088801	2.02	0	2.02	0	0.00	NA	225088801
Bto Fpi II Pte.Ltd.		135542705	0	0	135542705	1.21	135542705	0	135542705	1.21	0	1.21	0	0.00	NA	135542705
Verifinvest Sa		141336612	0	0	141336612	1.27	141336612	0	141336612	1.27	0	1.27	0	0.00	NA	141336612
Government Pension Fund Global		121262937	0	0	121262937	1.09	121262937	0	121262937	1.09	0	1.09	0	0.00	NA	121262937
Financial Institutions/ Banks	7	41059826	0	0	41059826	0.37	41059826	0	41059826	0.37	0	0.37	0	0.00	NA	41059826
Insurance Companies	5	179779029	0	0	179779029	1.61	179779029	0	179779029	1.61	0	1.61	0	0.00	NA	179779029
Life Insurance Corporation Of India		174323246	0	0	174323246	1.56	174323246	0	174323246	1.56	0	1.56	0	0.00	NA	174323246
Provident Funds/ Pension Funds	0	0	0	0	0	0.00	0	0	0	0.00	0	0.00	0	0.00	NA	0
Any Other (specify)	0	0	0	0	0	0.00	0	0	0	0.00	0	0.00	0	0.00	NA	0
Sub-Total (B)(1)	172	2217418010	0	0	2217418010	19.86	2217418010	0	2217418010	19.86	0	19.86	0	0.00	NA	2217418010
Central Government/ State Government/s/ President of India	0	0	0	0	0	0.00	0	0	0	0.00	0	0.00	0	0.00	NA	0
Sub-Total (B)(2)	0	0	0	0	0	0.00	0	0	0	0.00	0	0.00	0	0.00	NA	0
(3) Non-institutions																
Individuals																
i. Individual shareholders holding nominal share capital up to Rs. 2 lakhs.	508915	1026221814	0	0	1026221814	9.19	1026221814	0	1026221814	9.19	0	9.19	0	0.00	NA	1012451535
ii. Individual shareholders holding nominal share capital in excess of Rs. 2 lakhs.	1326	490224208	0	0	490224208	4.39	490224208	0	490224208	4.39	0	4.39	0	0.00	NA	489950598
NBFCs registered with RBI	9	21432529	0	0	21432529	0.19	21432529	0	21432529	0.19	0	0.19	0	0.00	NA	21432529
Employee Trusts	0	0	0	0	0	0.00	0	0	0	0.00	0	0.00	0	0.00	NA	0
Overseas Depositories (holding DRs) (balancing figure)	0	0	0	0	0	0.00	0	0	0	0.00	0	0.00	0	0.00	NA	0
Any Other (specify)	14543	3190967906	0	0	3190967906	28.58	3190967906	0	3190967906	28.58	0	28.58	0	0.00	NA	2510881770
1 Trusts	11	24460756	0	0	24460756	0.22	24460756	0	24460756	0.22	0	0.22	0	0.00	NA	24460756
2 Hindu Undivided Family	6750	34513148	0	0	34513148	0.31	34513148	0	34513148	0.31	0	0.31	0	0.00	NA	34477804
3 Non Resident Indians (Non Repeat)	1683	17020219	0	0	17020219	0.15	17020219	0	17020219	0.15	0	0.15	0	0.00	NA	17020219
4 Non Resident Indians (Repeat)	9399	33152435	0	0	33152435	0.30	33152435	0	33152435	0.30	0	0.30	0	0.00	NA	33121654
5 Office Bearers	18	4028625	0	0	4028625	0.04	4028625	0	4028625	0.04	0	0.04	0	0.00	NA	4028625
6 Other Directors \ Relatives	2	1158133	0	0	1158133	0.01	1158133	0	1158133	0.01	0	0.01	0	0.00	NA	1158133
7 IEPF	1	549800	0	0	549800	0.00	549800	0	549800	0.00	0	0.00	0	0.00	NA	549800
8 Clearing Members	510	214777797	0	0	214777797	1.92	214777797	0	214777797	1.92	0	1.92	0	0.00	NA	214777797
9 Other Bodies Corporate	1618	2492587256	0	0	2492587256	22.33	2492587256	0	2492587256	22.33	0	22.33	0	0.00	NA	1812367245
Bearline, Coleman And Company Limited		538523408	0	0	538523408	4.82	538523408	0	538523408	4.82	0	4.82	0	0.00	NA	538523408
Idbi Trusteeship Services Limited		408198004	0	0	408198004	3.66	408198004	0	408198004	3.66	0	3.66	0	0.00	NA	408198004
Heritage Foods Limited		180258942	0	0	180258942	1.61	180258942	0	180258942	1.61	0	1.61	0	0.00	NA	180258942
Brand Equity Trusteels Limited		160961532	0	0	160961532	1.44	160961532	0	160961532	1.44	0	1.44	0	0.00	NA	160961532
Reliance Retail and Fashion Lifestyle Limited	1	679886685	0	0	679886685	6.09	679886685	0	679886685	6.09	0	6.09	0	0.00	NA	679886685
10 Fraction Shares	1	3932	0	0	3932	0.00	3932	0	3932	0.00	0	0.00	0	0.00	NA	3932
11 Foreign Nationals	1	3932	0	0	3932	0.00	3932	0	3932	0.00	0	0.00	0	0.00	NA	3932
12 Foreign Companies	5	367170019	0	0	367170019	3.29	367170019	0	367170019	3.29	0	3.29	0	0.00	NA	367170019
Black River Food 2 Pte. Ltd.		131654875	0	0	131654875	1.18	131654875	0	131654875	1.18	0	1.18	0	0.00	NA	131654875
Nippon Express South Asia & Oceania) Pte Ltd		126452007	0	0	126452007	1.13	126452007	0	126452007	1.13	0	1.13	0	0.00	NA	126452007
IFC		1446686	0	0	1446686	0.01	1446686	0	1446686	0.01	0	0.01	0	0.00	NA	1446686
Unclaimed Share Account	4	1446686	0	0	1446686	0.01	1446686	0	1446686	0.01	0	0.01	0	0.00	NA	1446686
Sub-Total (B)(3)	524793	4728846457	0	0	4728846457	42.36	4728846457	0	4728846457	42.36	0	42.36	0	0.00	NA	4034716432
Total Public Shareholding (B)= (B)(1)+(B)(2)+(B)(3)	524965	6946264467	0	0	6946264467	62.22	6946264467	0	6946264467	62.22	0	62.22	0	0.00	NA	6252134442



Table IV - Statement showing shareholding pattern of the Non Promoter- Non Public shareholder																	
Category & Name of the Shareholders	No. of shareholder	No. of fully paid up equity shares held	Partly paid-up equity shares held	Nos. of shares underlying Depository Receipts	Total nos. shares held	Shareholding % calculated as per SCRR, 1957 As a % of (A+B+C2)	Number of Voting Rights held in each class of securities				No. of Shares Underlying Outstanding convertible securities (as a percentage of diluted share capital) as a % of A+B+C2	Shareholding, as a % assuming full conversion of convertible securities (as a percentage of diluted share capital) as a % of A+B+C2	Number of Locked in shares		Number of Shares pledged or otherwise encumbered		Number of equity shares held in dematerialized form
							No of Voting Rights			Total as a % of Total Voting rights			No. (a)	As a % of total Shares held (b)	No. (a)	As a % of total Shares held (b)	
							Class: Equity Shares	Class: NIL	Total								
(i)	(ii)	(iv)	(v)	(vi)	(vii)=(iv)+(v)+(vi)	(viii)	(ix)			(x)	(xi)=(viii)+(x)	(xii)	(xiii)	(xiv)			
(1) Custodian/DR Holder		0				0.00	0	0	0	0.00	0	0.00	0	0.00	0	0.00	0
(a) Name of DR Holder (if available)																	
(2) Employee Benefit Trust (under SEBI (Share based Employee Benefit) Regulations, 2014)		0	0	0	0	0.00	0	0	0	0.00	0	0.00	0	0.00	0	0.00	0
(a)																	
Total Non Promoter- Non Public Shareholding (C)= (C1)+(C2)		0	0	0	0	0.00	0	0	0	0.00	0	0.00	0	0.00	0	0.00	0



Table V - Statement showing details of Significant Beneficial Owners (SBOs)										
Sr. No	Details of the SBO (i)		Details of the registered owner (ii)			Details of holding/ exercise of right of the SBO in the reporting company, whether direct or indirect*: (iii)				
	Name	Nationality	Name	PAN/ Passport No. in case of a foreign national	Nationality	Whether by virtue of:				
						Shares	Voting Rights	Rights on distributable dividend or any other distribution	Exercise of control	Exercise of significant influence
1	Kishore Biyani	India	Central Departmental Stores Private Limited		India	0	0		No	Yes
										31-03-2017



Introductory sub-table (I)(a) - Shareholding Pattern under Regulation 31 of SEBI (Listing Obligations and Disclosure Requirements) Regulations, 2015			
1. Name of Listed Entity : Future Enterprises Limited - Post Amalgamation			
2. Scrip Code/Name of Scrip/Class of Security: 523574 / FEL			
3. Share Holding Pattern Filed under: Reg. 31(1)(a) / Reg. 31(1)(b) / Reg. 31(1)(c)			
a. If under 31(1)(b) then indicate the report for Quarter ending: August 29, 2020 Post Issue under Amalgamation			
b. If under 31(1)(c) then indicate date of allotment / extinguishment:			
4. Declaration: The Listed entity is required to submit the following declaration to the extent of submission of information:-			
	Particulars	Yes *	No *
1	Whether the Listed Entity has issued any partly paid up shares?		No
2	Whether the Listed Entity has issued any Convertible Securities or Warrants?		No
3	Whether the Listed Entity has any shares against which depository receipts are issued?		No
4	Whether the Listed Entity has any shares in locked-in?		No
5	Whether any shares held by promoters are pledged or otherwise encumbered?	Yes	
6	Whether company has equity shares with differential voting rights?	Yes	
7	Whether the listed entity has any significant beneficial owner?	Yes	
<p>* If the Listed Entity selects the option 'No' for the questions above, the columns for the partly paid up shares, Outstanding Convertible Securities/Warrants, depository receipts, locked-in shares, No of shares pledged or otherwise encumbered by promoters, as applicable, shall not be displayed at the time of dissemination on the Stock Exchange website. Also wherever there is 'No' declared by Listed Entity in above table the values will be considered as 'Zero' by default on submission of the format of holding of specified securities.</p>			
<p>Note: Note 1 - Infra Trust, having indirect shareholding in the Company, but not holding any equity shares, have been included. Infra Trust holds shares in Central Departmental Stores Pvt. Ltd.</p> <p>Note 2 - Please note that the post-scheme shareholding pattern of the Company has been calculated on a fully diluted basis after assuming the following:</p> <ul style="list-style-type: none"> (i) Conversion of CCDs and outstanding coupon thereto in FCL (ii) Exercise of outstanding warrants in FCL (iii) Issue of equity shares to Reliance Retail and Fashion Lifestyle Ltd by way of preferential allotment pursuant to the Scheme; and (iv) Issue and exercise of warrants to Reliance Retail and Fashion Lifestyle Ltd by way of preferential allotment pursuant to the Scheme <p>Note 3 - The post-scheme shareholding pattern of the Company is based on the BENPOS of the Company and the Transferor Companies as on August 28, 2020.</p> <p>Kindly note that subsequent to August 28, 2020, there has been an invocation of pledge by the lenders with respect to some of the shares held by Ritvika Trading Pvt Ltd (a subsidiary of the Company) in Future Supply Chain Solutions Ltd ('FSCS') pursuant to which 1,07,50,000 shares in FSCS were transferred to the lenders. Said shares were earlier considered as cross-holding and were considered to be cancelled and no shares were to be issued against the same. However the same would now be considered for issuing shares as consideration pursuant to the Scheme. Further, subject to fluctuations in the market price of the shares in future, the possibility of further invocation of pledges in the case of FSCS cannot be ruled out and hence the number of shares considered as cross-holding may stand reduced and the number of shares to be issued as consideration pursuant to the Scheme could increase.</p> <p>Further, the number of shares to be issued as consideration pursuant to the Scheme is the number based on the BENPOS of the transferor Companies as on August 28, 2020. The final consideration to be discharged by issue of equity shares may fluctuate in the circumstances mentioned above, and would be crystallised basis the shareholding pattern of the Transferor Companies on the Record Date.</p>			



Table I - Summary Statement holding of specified securities																		
Category	Category of shareholder	Nos. of shareholders	No. of fully paid up equity shares held	No. of Partly paid up equity shares held	No. of shares underlying Depository Receipts	Total nos. shares held	Shareholding as a % of total no. of shares (calculated as per SCRR, 1957) As a % of (A+B+C2)	Number of Voting Rights held in each class of securities				No. of Shares underlying Outstanding convertible securities (including Warrants)	Shareholding, as a % assuming full conversion of convertible securities (as a percentage of diluted share capital) As a % of (A+B+C2)	Number of Locked in shares		Number of Shares pledged or otherwise encumbered *		Number of equity shares held in dematerialized form
								No of Voting Rights			Total as a % of (A+B+C)			No. (a)	As a % of total Shares held (b)	No. (a)	As a % of total Shares held (b)	
								Class: Equity Shares	Class: NIL	Total								
(I)	(II)	(III)	(IV)	(V)	(VI)	(VII)=(IV)+(V)+(VI)	(VIII)	(IX)			(X)	(XI)=(VII)+(X)	(XII)		(XIII)		(XIV)	
(A)	Promoter & Promoter Group	24	4217411065	0	0	4217411065	40.23	4217411065	0	4217411065	40.23	0	40.23	0	0.00	172800339	4.10	4217411065
(B)	Public	524964	6266377782	0	0	6266377782	59.77	6266377782	0	6266377782	59.77	0	59.77	0	0.00	NA		6252134442
(C)	Non Promoter- Non Public	0	0	0	0	0	NA	0	0	0	0.00	0	NA	0	0.00	NA		0
(C1)	Shares underlying DBs	0	0	0	0	0	NA	0	0	0	0.00	0	NA	0	0.00	NA		0
(C2)	Shares held by Employee Trusts	0	0	0	0	0	0.00	0	0	0	0.00	0	0.00	0	0.00	NA		0
	Total	524988	10483788847	0	0	10483788847	100.00	10483788847	0	10483788847	100.00	0	100.00	0	0.00	172800339	1.65	10469545507
<div>*represents the number of shares pledged or otherwise encumbered as per the pre-scheme shareholding of Future Enterprise Limited only</div> <div>*they represent shares, does not contain shares held in alternative claims or in other financial companies.</div>																		

*represents the number of shares pledged or otherwise encumbered as per the pre-scheme shareholding of Future Enterprise Limited only

The above number does not consider shares held in abeyance in some of the transferor companies



Table II - Statement showing shareholding pattern of the Promoter and Promoter Group																	
Category & Name of the Shareholders	No. of shareholder	No. of fully paid up equity shares held	Partly paid-up equity shares held	Nos. of shares underlying Depository Receipts	Total nos. shares held	Shareholding % calculated as per SCRR, 1957 As a % of (A+B+C2)	Number of Voting Rights held in each class of securities			No. of Shares Underlying Outstanding convertible securities (including Warrants)	Shareholding, as a % assuming full conversion of convertible securities (as a percentage of diluted share capital) as a % of A+B+C2	Number of Locked in shares		Number of Shares pledged or otherwise encumbered		Number of equity shares held in dematerialized form	
							No of Voting Rights					Total as a % of Total Voting rights	No. (a)	As a % of total Shares held (b)	No. (a)		As a % of total Shares held (b)
							Class: Equity Shares	Class: NIL	Total								
(I)	(II)	(IV)	(V)	(VI)	(VII)=(IV)+(V)+(VI)	(VIII)	(IX)			(X)	(XI)=(VII)+(X)	(XII)		(XIII)		(XIV)	
(1) Indian																	
Individuals/Hindu undivided Family	11	1495278	0	0	1495278	0.01	1495278	0	1495278	0.01	0	0	0.00	0	0.00	1495278	
ASHNI KISHORE BIYANI		973821	0	0	973821	0.01	973821	0	973821	0.01	0	0	0.00	0	0.00	973821	
AVNI KISHORKUMAR BIYANI		315845	0	0	315845	0.00	315845	0	315845	0.00	0	0	0.00	0	0.00	315845	
KISHORE BIYANI		26684	0	0	26684	0.00	26684	0	26684	0.00	0	0	0.00	0	0.00	26684	
ANIL BIYANI		25374	0	0	25374	0.00	25374	0	25374	0.00	0	0	0.00	0	0.00	25374	
GOPIKSHAN BIYANI		25374	0	0	25374	0.00	25374	0	25374	0.00	0	0	0.00	0	0.00	25374	
LAXMINARAYAN BANSILAL BIYANI		25374	0	0	25374	0.00	25374	0	25374	0.00	0	0	0.00	0	0.00	25374	
RAKESH BIYANI		25374	0	0	25374	0.00	25374	0	25374	0.00	0	0	0.00	0	0.00	25374	
SUNIL BIYANI		25374	0	0	25374	0.00	25374	0	25374	0.00	0	0	0.00	0	0.00	25374	
VIJAY BIYANI		25374	0	0	25374	0.00	25374	0	25374	0.00	0	0	0.00	0	0.00	25374	
VIVEK BIYANI		25374	0	0	25374	0.00	25374	0	25374	0.00	0	0	0.00	0	0.00	25374	
SANTOSH BIYANI		1310	0	0	1310	0.00	1310	0	1310	0.00	0	0	0.00	0	0.00	1310	
Central Government/ State Government(s)	0	0	0	0	0	0.00	0	0	0	0.00	0	0	0.00	0	0.00	0	
(b) Financial Institutions/ Banks	0	0	0	0	0	0.00	0	0	0	0.00	0	0	0.00	0	0.00	0	
(c) Any Other (specify)	13	4215915787	0	0	4215915787	40.21	4215915787	0	4215915787	40.21	0	0	0.00	172800339	4.10	4215915787	
1 Bodies Corporates	13	4215915787	0	0	4215915787	40.21	4215915787	0	4215915787	40.21	0	0	0.00	172800339	4.10	4215915787	
FUTURE CORPORATE RESOURCES PRIVATE LIMITED		1673667355	0	0	1673667355	15.96	1673667355	0	1673667355	15.96	0	0	0.00	137500000	0.82	1673667355	
RYKA COMMERCIAL VENTURES PRIVATE LIMITED		875121474	0	0	875121474	8.35	875121474	0	875121474	8.35	0	0	0.00	0	0.00	875121474	
FUTURE CAPITAL INVESTMENT PRIVATE LIMITED		647909585	0	0	647909585	6.18	647909585	0	647909585	6.18	0	0	0.00	0	0.00	647909585	
FUTURE COUPONS PRIVATE LIMITED		538029494	0	0	538029494	5.13	538029494	0	538029494	5.13	0	0	0.00	0	0.00	538029494	
CENTRAL DEPARTMENTAL STORES PRIVATE LIMITED		173620299	0	0	173620299	1.66	173620299	0	173620299	1.66	0	0	0.00	159050339	91.61	173620299	
RSCL TRADING PRIVATE LIMITED		168647284	0	0	168647284	1.61	168647284	0	168647284	1.61	0	0	0.00	0	0.00	168647284	
FUTURE CORPORATE RESOURCES LIMITED		74171416	0	0	74171416	0.71	74171416	0	74171416	0.71	0	0	0.00	0	0.00	74171416	
SRIKSHI MALL MANAGEMENT COMPANY PRIVATE LIMIT		26528815	0	0	26528815	0.25	26528815	0	26528815	0.25	0	0	0.00	0	0.00	26528815	
FUTURE IDEAS COMPANY LIMITED		19877481	0	0	19877481	0.19	19877481	0	19877481	0.19	0	0	0.00	0	0.00	19877481	
PIL INDUSTRIES LIMITED		2317568	0	0	2317568	0.02	2317568	0	2317568	0.02	0	0	0.00	0	0.00	2317568	
SURPLUS FINVEST PRIVATE LIMITED		2016273	0	0	2016273	0.02	2016273	0	2016273	0.02	0	0	0.00	0	0.00	2016273	
AKAR ESTATE AND FINANCE PRIVATE LIMITED		14962	0	0	14962	0.00	14962	0	14962	0.00	0	0	0.00	0	0.00	14962	
Blusie Produkt Private Limited		13993781	0	0	13993781	0.13	13993781	0	13993781	0.13	0	0	0.00	0	0.00	13993781	
Sub-Total (A)(1)	24	4217411065	0	0	4217411065	40.23	4217411065	0	4217411065	40.23	0	0	0.00	172800339	4.10	4217411065	
(2) Foreign																	
Individuals (Non-Resident Individual/ Foreign Individuals)	0	0	0	0	0	0.00	0	0	0	0.00	0	0	0.00	0	0.00	0	
(b) Government	0	0	0	0	0	0.00	0	0	0	0.00	0	0	0.00	0	0.00	0	
(c) Institutions	0	0	0	0	0	0.00	0	0	0	0.00	0	0	0.00	0	0.00	0	
(d) Foreign Portfolio Investor	0	0	0	0	0	0.00	0	0	0	0.00	0	0	0.00	0	0.00	0	
(f) Any Other (specify)	0	0	0	0	0	0.00	0	0	0	0.00	0	0	0.00	0	0.00	0	
Sub-Total (A)(2)	0	0	0	0	0	0.00	0	0	0	0.00	0	0	0.00	0	0.00	0	
Total Shareholding of Promoter and Promoter Group (A)= (A)(1)+(A)(2)	24	4217411065	0	0	4217411065	40.23	4217411065	0	4217411065	40.23	0	0	0.00	172800339	4.10	4217411065	



Table III - Statement showing shareholding pattern of the Public shareholder																	
Category & Name of the Shareholders	No. of shareholder	No. of fully paid up equity shares held ^a	Partly paid-up equity shares held	Nos. of shares underlying Depository Receipts	Total nos. shares held	Shareholding % calculated as per SCRR, 1957 As a % of (A+B+C2)	Number of Voting Rights held in each class of securities			No. of Shares Underlying Outstanding convertible securities (including Warrants)	Shareholding, as a % assuming full conversion of convertible securities (as a percentage of diluted share capital) as a % of A+B+C2	Number of Locked in shares		Number of Shares pledged or otherwise encumbered		Number of equity shares held in dematerialized form	
							No of Voting Rights					Total as a % of Total Voting rights	No. (a)	As a % of total Shares held (b)	No. (a)		As a % of total Shares held (b)
							Class: Equity Shares	Class: NIL	Total								
(I)	(II)	(IV)	(V)	(VI)	(VII)=(IV)+(V)+(VI)	(VIII)	(IX)			(X)	(XI)=(VII)+(X)	(XII)		(XIII)		(XIV)	
(1) Institutions																	
(a) Mutual Funds/	7	246698744	0	0	246698744	2.35	246698744	0	246698744	2.35	0	2.35	0	0.00	NA	246698744	
IDFC Hybrid Equity Fund		127296802	0	0	127296802	1.21	127296802	0	127296802	1.21	0	1.21	0	0.00	NA	127296802	
L And T Mutual Fund Trustee Ltd- L And T Equity		113744521	0	0	113744521	1.08	113744521	0	113744521	1.08	0	1.08	0	0.00	NA	113744521	
(b) Venture Capital Funds	0	0	0	0	0	0.00	0	0	0	0.00	0	0.00	0	0.00	NA	0	
(c) Alternate Investment Funds	8	516380757	0	0	516380757	4.93	516380757	0	516380757	4.93	0	4.93	0	0.00	NA	516380757	
PI Opportunities Fund I		305807144	0	0	305807144	2.92	305807144	0	305807144	2.92	0	2.92	0	0.00	NA	305807144	
Pioneer Investment Fund		161892971	0	0	161892971	1.54	161892971	0	161892971	1.54	0	1.54	0	0.00	NA	161892971	
Foreign Venture Capital Investors	0	0	0	0	0	0.00	0	0	0	0.00	0	0.00	0	0.00	NA	0	
(d) Foreign Portfolio Investors	145	1233499654	0	0	1233499654	11.77	1233499654	0	1233499654	11.77	0	11.77	0	0.00	NA	1233499654	
Spectacular Investments Pte Ltd		225088801	0	0	225088801	2.15	225088801	0	225088801	2.15	0	2.15	0	0.00	NA	225088801	
Bto Fpi iii Pte.Ltd.		135542705	0	0	135542705	1.29	135542705	0	135542705	1.29	0	1.29	0	0.00	NA	135542705	
Verilwest Sa		141236612	0	0	141236612	1.35	141236612	0	141236612	1.35	0	1.35	0	0.00	NA	141236612	
Government Pension Fund Global		121262937	0	0	121262937	1.16	121262937	0	121262937	1.16	0	1.16	0	0.00	NA	121262937	
(f) Financial Institutions/ Banks	7	41059826	0	0	41059826	0.39	41059826	0	41059826	0.39	0	0.39	0	0.00	NA	41059826	
(g) Insurance Companies	5	179779029	0	0	179779029	1.71	179779029	0	179779029	1.71	0	1.71	0	0.00	NA	179779029	
Life Insurance Corporation Of India		174323246	0	0	174323246	1.66	174323246	0	174323246	1.66	0	1.66	0	0.00	NA	174323246	
(h) Provident Funds/ Pension Funds	0	0	0	0	0	0.00	0	0	0	0.00	0	0.00	0	0.00	NA	0	
(i) Any Other (specify)	0	0	0	0	0	0.00	0	0	0	0.00	0	0.00	0	0.00	NA	0	
Sub-Total (B)(1)	172	2217418010	0	0	2217418010	21.15	2217418010	0	2217418010	21.15	0	21.15	0	0.00	NA	2217418010	
(2) Central Government/ State Government(s)/ President of India	0	0	0	0	0	0.00	0	0	0	0.00	0	0.00	0	0.00	NA	0	
Sub-Total (B)(2)	0	0	0	0	0	0.00	0	0	0	0.00	0	0.00	0	0.00	NA	0	
(3) Non-institutions																	
Individuals																	
(a) i. Individual shareholders holding nominal share capital up to Rs. 2 lakhs.	508915	1026221814	0	0	1026221814	9.79	1026221814	0	1026221814	9.79	0	9.79	0	0.00	NA	1012451535	
ii. Individual shareholders holding nominal share capital in excess of Rs. 2 lakhs.	1326	490224208	0	0	490224208	4.68	490224208	0	490224208	4.68	0	4.68	0	0.00	NA	489950598	
(b) NBFCs registered with RBI	9	21432529	0	0	21432529	0.20	21432529	0	21432529	0.20	0	0.20	0	0.00	NA	21432529	
(c) Employee Trusts	0	0	0	0	0	0.00	0	0	0	0.00	0	0.00	0	0.00	NA	0	
(d) Overseas Depositories (holding DRs) (balancing figure)	0	0	0	0	0	0.00	0	0	0	0.00	0	0.00	0	0.00	NA	0	
(e) Any Other (specify)	14542	2511081221	0	0	2511081221	23.95	2511081221	0	2511081221	23.95	0	23.95	0	0.00	NA	2510881770	
1. Trusts	11	24460756	0	0	24460756	0.23	24460756	0	24460756	0.23	0	0.23	0	0.00	NA	24460756	
2. Hindu Undivided Family	6750	34513148	0	0	34513148	0.33	34513148	0	34513148	0.33	0	0.33	0	0.00	NA	34477804	
Non Resident Indians (Non Resident Indians (Repatriation))	1683	17020219	0	0	17020219	0.16	17020219	0	17020219	0.16	0	0.16	0	0.00	NA	17020219	
4. Non Resident Indians (Repatriation)	3939	33152435	0	0	33152435	0.32	33152435	0	33152435	0.32	0	0.32	0	0.00	NA	33121654	
5. Office Bearers	18	4028625	0	0	4028625	0.04	4028625	0	4028625	0.04	0	0.04	0	0.00	NA	4028625	
6. Other Directors / Relatives	2	1158133	0	0	1158133	0.01	1158133	0	1158133	0.01	0	0.01	0	0.00	NA	1158133	
7. IEPF	1	549800	0	0	549800	0.01	549800	0	549800	0.01	0	0.01	0	0.00	NA	549800	
8. Clearing Members	510	214777797	0	0	214777797	2.05	214777797	0	214777797	2.05	0	2.05	0	0.00	NA	214777797	
9. Other Bodies Corporate	1617	1812700571	0	0	1812700571	17.29	1812700571	0	1812700571	17.29	0	17.29	0	0.00	NA	1812567245	
Bennett, Coleman And Company Limited		538523408	0	0	538523408	5.14	538523408	0	538523408	5.14	0	5.14	0	0.00	NA	538523408	
Idbi Trusteehip Services Limited		408198004	0	0	408198004	3.89	408198004	0	408198004	3.89	0	3.89	0	0.00	NA	408198004	
Heritage Foods Limited		180258942	0	0	180258942	1.72	180258942	0	180258942	1.72	0	1.72	0	0.00	NA	180258942	
Brand Equity Treaties Limited		160961532	0	0	160961532	1.54	160961532	0	160961532	1.54	0	1.54	0	0.00	NA	160961532	
10. Fraction Shares	1	101640	0	0	101640	0.00	101640	0	101640	0.00	0	0.00	0	0.00	NA	101640	
11. Foreign Nationals	1	1392	0	0	1392	0.00	1392	0	1392	0.00	0	0.00	0	0.00	NA	1392	
12. Foreign Companies	5	367170019	0	0	367170019	3.50	367170019	0	367170019	3.50	0	3.50	0	0.00	NA	367170019	
Black River Food 2 Pte. Ltd.		131654875	0	0	131654875	1.26	131654875	0	131654875	1.26	0	1.26	0	0.00	NA	131654875	
Nippon Express (South Asia & Oceania) Pte Ltd		126452007	0	0	126452007	1.21	126452007	0	126452007	1.21	0	1.21	0	0.00	NA	126452007	
IFC		45564038	0	0	45564038			0			0		0	0.00	NA		
13 Unclaimed Share Account	4	1446686	0	0	1446686	0.01	1446686	0	1446686	0.01	0	0.01	0	0.00	NA	1446686	
Sub-Total (B)(3)	524792	4048959772	0	0	4048959772	38.62	4048959772	0	4048959772	38.62	0	38.62	0	0.00	NA	4034716432	
Total Public Shareholding (B)-(B)(1)-(B)(2)+(B)(3)	524964	6266377782	0	0	6266377782	59.77	6266377782	0	6266377782	59.77	0	59.77	0	0.00	NA	6252134442	
*subject to conversion only																	

^aSubject to rounding off



Table IV - Statement showing shareholding pattern of the Non Promoter- Non Public shareholder																		
Category & Name of the Shareholders	No. of shareholder	No. of fully paid up equity shares held	Partly paid-up equity shares held	Nos. of shares underlying Depository Receipts	Total nos. shares held	Shareholding % calculated as per SCRR, 1957 As a % of (A+B+C2)	Number of Voting Rights held in each class of securities				No. of Shares Underlying Outstanding convertible securities (including Warrants)	Shareholding , as a % assuming full conversion of convertible securities (as a percentage of diluted share capital) as a % of A+B+C2	Number of Locked in shares		Number of Shares pledged or otherwise encumbered		Number of equity shares held in dematerialized form	
							No of Voting Rights			Total as a % of Total Voting rights			No. (a)	As a % of total Shares held (b)	No. (a)	As a % of total Shares held (b)		
							Class: Equity Shares	Class: NIL	Total									
(I)	(III)	(IV)	(V)	(VI)	(VII)=(IV)+(V)+(VI)	(VIII)	(IX)			(X)	(XI)=(VII)+(X)	(XII)		(XIII)		(XIV)		
(1) Custodian/DR Holder		0			0	0	0.00	0	0	0	0.00	0	0.00	0	0.00	0	0.00	0
(a) Name of DR Holder (if available)																		
(2) Employee Benefit Trust (under SEBI (Share based Employee Benefit) Regulations, 2014)		0	0	0	0	0	0.00	0	0	0	0.00	0	0.00	0	0.00	0	0.00	0
(a)																		
Total Non-Promoter- Non Public Shareholding (C= (C1)+(C)(2)		0	0	0	0	0	0.00	0	0	0	0.00	0	0.00	0	0.00	0	0.00	0



Table V - Statement showing details of Significant Beneficial Owners (SBOs)										
Sr. No	Details of the SBO (I)		Details of the registered owner (II)			Details of holding/ exercise of right of the SBO in the reporting company, whether direct or indirect*: (III)				Date of creation / acquisition of significant beneficial interest# (IV)
	Name	Nationality	Name	PAN/ Passport No. in case of a foreign national	Nationality	Whether by virtue of:				
						Shares	Voting Rights	Rights on distributable dividend or any other distribution	Exercise of control	Exercise of significant influence
1	Kishore Biyani	India	Central Departmental Stores Private Limited		India	0	0		No	Yes



Shareholding Pattern under Regulation 31 of SEBI (Listing Obligations and Disclosure Requirements) Regulations, 2015

1	Name of Listed Entity : Future Enterprises Limited - (Pre & Post Scheme)
2	Scrip Code/Name of Scrip/Class of Security: 570002 / FELDVR
3	Share Holding Pattern Filed under: Reg. 31(1)(a) / Reg. 31(1)(b) / Reg.31(1)(c)
a.	If under 31(1)(b) then indicate the report for Quarter ending: 29/08/2020
	If under 31(1)(c) then indicate date of allotment / extinguishment:
4	Declaration: The Listed entity is required to submit the following declaration to the extent of submission of information:-

	Particulars	Yes*	No*
1	Whether the Listed Entity has issued any partly paid up shares?		No
2	Whether the Listed Entity has issued any Convertible Securities or Warrants?		No
3	Whether the Listed Entity has any shares against which depository receipts are issued?		No
4	Whether the Listed Entity has any shares in locked-in?		No
5	Whether any shares held by promoters are pledge or otherwise encumbered?		No
6	Whether company has equity shares with differential voting rights?	Yes	
7	Whether the listed entity has any significant beneficial owner?	Yes	

* If the Listed Entity selects the option 'No' for the questions above, the columns for the partly paid up shares, Outstanding Convertible Securities/Warrants, depository receipts, locked-in shares, No of shares pledged or otherwise encumbered by promoters, as applicable, shall not be displayed at the time of dissemination on the Stock Exchange website. Also wherever there is 'No' declared by Listed Entity in above table the values will be considered as 'Zero' by default on submission of the format of holding of specified securities.

Note:	<p>Note 1 - The number of shareholders under the category 'Promoter / Promoter Group' as mentioned herein shareholders, is different from the number of shareholders reflected under the said category in the beneficiary position received from the R & T Agent, since (1) the shareholders under 'Promoter and Promoter Group' holding Equity shares and Class B (Series 1) Shares in multiple folios have been clubbed in this Report.</p> <p>(2) Infra Trust, having indirect shareholding in the Company, but not holding any Class B (Series 1) shares, have been included. Infra Trust hold shares in Central Departmental Stores Pvt. Ltd.</p> <p>Note 2 - There will be no change in the shareholding pattern of Class B shares of Future Enterprises Limited pursuant to the Scheme, since no Class B shares are being issued by Future Enterprises Limited under the Composite Scheme of Arrangement. Hence, the pre and post Scheme shareholding pattern of Future Enterprises Limited will remain the same</p> <p>Note 3 - The shareholding pattern is based on BENPOS of the Company as on August 28, 2020</p>
--------------	--



Table I - Summary Statement holding of specified securities

Category	Category of shareholder	Number of shareholders	No. of fully paid up equity shares held	No. of Partly paid-up equity shares held	No. of shares underlying Depository Receipts	Total nos. shares held	Shareholding as a % of total no. of shares (calculated as per SCRR, 1957)	Number of Voting Rights held in each class of securities				No. of Shares Underlying Outstanding convertible securities (including Warrants)	Shareholding, as a % assuming full conversion of convertible securities (as a percentage of diluted share capital)	Number of Locked in shares		Number of Shares pledged or otherwise encumbered		Number of equity shares held in dematerialised form
								No of Voting Rights			Total as a % of (A+B+C)			No. (a)	As a % of total Shares held(b)	No. (a)	As a % of total Shares held(b)	
								Equity	Class B (Series 1)	Total								
(I)	(II)	(III)	(IV)	(V)	(VI)	(VII) = (IV)+(V)+ (VI)	(VIII)As a % of (A+B+C2)	(IX)				(X)	(XI)= (VII)+(X) As a % of (A+B+C2)	(XII)		(XIII)		(XIV)
(A)	Promoter & Promoter Group	15	28,436,580	0	0	28,436,580	72.22	201,518,191	21,327,435	222,845,626	46.00	0	72.22	0	0.00	0	0.00	28,436,580
(B)	Public	16,129	10,938,099	0	0	10,938,099	27.78	253,412,210	8,203,574	261,615,784	54.00	0	27.78	0	0.00	0	0.00	10,881,945
(C)	Non Promoter - Non Public	0	0	0	0	0		0	0	0	0.00	0	0	0	0.00	0	0.00	0
(C1)	Shares Underlying DRs	0	0	0	0	0	0.00	0	0	0	0.00	0	0	0	0.00	0	0.00	0
(C2)	Shares Held By Employee Trust	0	0	0	0	0	0.00	0	0	0	0.00	0	0	0	0.00	0	0.00	0
	Total	16,144	39,374,679	0	0	39,374,679	100.00	454,930,401	29,531,009	484,461,410	100.00	0	100.00	0	0.00	0	0.00	39,318,525



Table II (I)(a)- Statement showing shareholding pattern of the Promoter and Promoter Group

Category	Category & Name of shareholders	Nos. of shareholders	No. of fully paid up equity shares held	No. of Partly paid-up equity shares held	No. of shares underlying Depository Receipts	Total nos. shares held	Shareholding as a % of total no. of shares (calculated as per SCRR, 1957)	Number of Voting Rights held in each class of securities				No. of Shares Underlying Outstanding convertible securities (including Warrants)	Shareholding, as a % assuming full conversion of convertible securities (as a percentage of diluted share capital)	Number of Locked in shares		Number of Shares pledged or otherwise encumbered		Number of equity shares held in dematerialised form
								No of Voting Rights			Total as a % of (A+B+C)			No. (a)	As a % of total Shares held (b)	No. (a)	As a % of total Shares held (b)	
								Equity	Class B (Series I)	Total								
	(I)	(III)	(IV)	(V)	(VI)	(VII) = (IV)+(V)+ (VI)	(VIII) As a % of (A+B+C2)	(IX)				(X)	(XI)= (VII)+(X) As a % of (A+B+C2)	(XII)		(XIII)		(XIV)
1	Indian																	
(a)	Individuals / Hindu Undivided Family	9	88,115	0	0	88,115	0.22	0	66,086	66,086	0.01	0	0.22	0	0.00	0	0.00	88,115
	Anil Biyani	1	2,121	0	0	2,121	0.01	0	1,591	1,591	0.00	0	0.01	0	0.00	0	0.00	2,121
	Ashni Kishore Biyani	1	71,147	0	0	71,147	0.18	0	53,360	53,360	0.01	0	0.18	0	0.00	0	0.00	71,147
	Gopikishan Biyani	1	2,121	0	0	2,121	0.01	0	1,591	1,591	0.00	0	0.01	0	0.00	0	0.00	2,121
	Kishore Biyani	1	2,121	0	0	2,121	0.01	0	1,591	1,591	0.00	0	0.01	0	0.00	0	0.00	2,121
	Laxminarayan Biyani	1	2,121	0	0	2,121	0.01	0	1,591	1,591	0.00	0	0.01	0	0.00	0	0.00	2,121
	Rakesh Biyani	1	2,121	0	0	2,121	0.01	0	1,591	1,591	0.00	0	0.01	0	0.00	0	0.00	2,121
	Sunil Biyani	1	2,121	0	0	2,121	0.01	0	1,590	1,590	0.00	0	0.01	0	0.00	0	0.00	2,121
	Vijay Biyani	1	2,121	0	0	2,121	0.01	0	1,591	1,591	0.00	0	0.01	0	0.00	0	0.00	2,121
	Vivek Biyani	1	2,121	0	0	2,121	0.01	0	1,590	1,590	0.00	0	0.01	0	0.00	0	0.00	2,121
(b)	Central Government / State Government(s)	0	0	0	0	0	0.00	0	0	0	0.00	0	0.00	0	0.00	0	0.00	0
(c)	Financial Institutions / Banks	0	0	0	0	0	0.00	0	0	0	0.00	0	0.00	0	0.00	0	0.00	0
(d)	Any Other (Specify)	6	28,348,465	0	0	28,348,465	72.00	201,518,191	21,261,349	222,779,540	45.98	0	72.00	0	0.00	0	0.00	28,348,465
	Bodies Corporate	6	28,348,465	0	0	28,348,465	72.00	201,518,191	21,261,349	222,779,540	45.98	0	72.00	0	0.00	0	0.00	28,348,465
	Central Departmental Stores Private Limited	1	25,441,753	0	0	25,441,753	64.61	173,619,049	19,081,315	192,700,364	39.78	0	64.61	0	0.00	0	0.00	25,441,753
	Future Corporate Resources Private Limited (*)	1	2,879,503	0	0	2,879,503	7.31	27,820,408	2,159,627	29,980,035	6.19	0	7.31	0	0.00	0	0.00	2,879,503
	Surplus Finvest Private Limited	1	27,009	0	0	27,009	0.07	77,534	20,257	97,791	0.02	0	0.07	0	0.00	0	0.00	27,009
	Future Capital Investment Private Limited	1	100	0	0	100	0.00	100	75	175	0.00	0	0.00	0	0.00	0	0.00	100
	Ryka Commercial Ventures Private Limited	1	100	0	0	100	0.00	100	75	175	0.00	0	0.00	0	0.00	0	0.00	100
	Akar Estate And Finance Private Limited	1	0	0	0	0	0.00	1,000	0	1,000	0.00	0	0.00	0	0.00	0	0.00	0
	Trust	0	0	0	0	0	0.00	0	0	0	0.00	0	0.00	0	0.00	0	0.00	0
	Infra Trust (^)	0	0	0	0	0	0.00	0	0	0	0.00	0	0.00	0	0.00	0	0.00	0
	Retail Trust (^)	0	0	0	0	0	0.00	0	0	0	0.00	0	0.00	0	0.00	0	0.00	0
	Lifestyle Trust (^)	0	0	0	0	0	0.00	0	0	0	0.00	0	0.00	0	0.00	0	0.00	0
	Consumer Goods Trust (^)	0	0	0	0	0	0.00	0	0	0	0.00	0	0.00	0	0.00	0	0.00	0
	Sub Total (A)(1)	15	28,436,580	0	0	28,436,580	72.22	201,518,191	21,327,435	222,845,626	46.00	0	72.22	0	0.00	0	0.00	28,436,580
2	Foreign																	
(a)	Individuals (Non-Resident Individuals / Foreign Individuals)	0	0	0	0	0	0.00	0	0	0	0.00	0	0.00	0	0.00	0	0.00	0
(b)	Government	0	0	0	0	0	0.00	0	0	0	0.00	0	0.00	0	0.00	0	0.00	0
(c)	Institutions	0	0	0	0	0	0.00	0	0	0	0.00	0	0.00	0	0.00	0	0.00	0
(d)	Foreign Portfolio Investor	0	0	0	0	0	0.00	0	0	0	0.00	0	0.00	0	0.00	0	0.00	0
(e)	Any Other (Specify)	0	0	0	0	0	0.00	0	0	0	0.00	0	0.00	0	0.00	0	0.00	0
	Sub Total (A)(2)	0	0	0	0	0	0.00	0	0	0	0.00	0	0.00	0	0.00	0	0.00	0
	Total Shareholding Of Promoter And Promoter Group (A)= (A)(1)+(A)(2)	15	28,436,580	0	0	28,436,580	72.22	201,518,191	21,327,435	222,845,626	46.00	0	72.22	0	0.00	0	0.00	28,436,580

(*) In pursuance of Scheme of Amalgamation under Sections 230 to 232 of the Companies Act, 2013 read with Rules made thereunder, M/s. Future Corporate Resources Limited, M/s. PII Industries Limited, M/s. Manz Retail Private Limited, M/s. Weavette Business Ventures Limited, M/s. ESES Commercials Private Limited, M/s. Gargi Business Ventures Private Limited were amalgamated with M/s. Suhani Trading and Investment Consultants Private Limited ("the Transferee Company" / "Suhani") which was approved by the Hon'ble National Company Law Tribunal at Mumbai Bench and was made effective on 14th November, 2017. Further "Suhani" change the name from 'Suhani Trading and Investment Consultants Private Limited' to 'Future Corporate Resources Private Limited' w.e.f. 11th

(^) As per disclosures under the SEBI (Substantial Acquisition of Shares and Takeovers) Regulations, 2011, furnished by the Promoters / PACs

Details of Shares which remain unclaimed may be given hear along with details such as number of shareholders, outstanding shares held in demat/unclaimed suspense account, voting rights which are frozen etc.

Note:

(1) PAN would not be displayed on website of Stock Exchanges)

(2) The term 'Encumbrance' has the same meaning as assigned under regulation 28(3) of SEBI (Substantial Acquisition of Shares and Takeovers) Regulations, 2011.



Table III - Statement showing shareholding pattern of the Public shareholder

Category	Category & Name of shareholders	Nos. of shareholders	No. of fully paid up equity shares held	No. of Partly paid-up equity shares held	No. of shares underlying Depository Receipts	Total nos. shares held	Shareholding as a % of total no. of shares (calculated as per SCRR, 1957)	Number of Voting Rights held in each class of securities				No. of Shares Underlying Outstanding convertible securities (including Warrants)	Shareholding, as a % assuming full conversion of convertible securities (as a percentage of diluted share capital)	Number of Locked in shares		Number of Shares pledged or otherwise encumbered		Number of equity shares held in dematerialised form
								No of Voting Rights			Total as a % of (A+B+C)			No. (a)	As a % of total Shares held (b)	No. (a)	As a % of total Shares held (b)	
								Equity	Class B (Series 1)	Total								
	(I)	(III)	(IV)	(V)	(VI)	(VII) = (IV)+(V)+ (VI)	(VIII) As a % of (A+B+C2)	(IX)				(X)	(XI)= (VII)+(X) As a % of (A+B+C2)	(XII)		(XIII)		(XIV)
1	Institutions																	
(a)	Mutual Fund	2	75,050	0	0	75,050	0.19	4,797,812	56,288	4,854,100	1.00	0	0.19	0	0.00	0	0.00	75,050
(b)	Venture Capital Funds	0	0	0	0	0	0.00	0	0	0	0.00	0	0.00	0	0.00	0	0.00	0
(c)	Alternate Investment Funds	0	0	0	0	0	0.00	0	0	0	0.00	0	0.00	0	0.00	0	0.00	0
(d)	Foreign Venture Capital Investors	0	0	0	0	0	0.00	0	0	0	0.00	0	0.00	0	0.00	0	0.00	0
(e)	Foreign Portfolio Investor	0	0	0	0	0	0.00	2,985,826	0	2,985,826	0.62	0	0.00	0	0.00	0	0.00	0
(f)	Financial Institutions / Banks	0	0	0	0	0	0.00	19,323,259	0	19,323,259	3.99	0	0.00	0	0.00	0	0.00	0
(g)	Insurance Companies	2	97,391	0	0	97,391	0.25	7,297,294	73,043	7,370,337	1.52	0	0.25	0	0.00	0	0.00	97,391
(h)	Provident Funds/ Pension Funds	0	0	0	0	0	0.00	0	0	0	0.00		0.00	0	0.00	0	0.00	0
(i)	Any Other (Specify)	0	0	0	0	0	0.00	0	0	0	0.00	0	0.00	0	0.00	0	0.00	0
	Sub Total (B)(1)	4	172,441	0	0	172,441	0.44	34,404,191	129,331	34,533,522	7.13	0	0.44	0	0.00	0	0.00	172,441
2	Central Government/ State Government(s)/ President of India	0	0	0	0	0	0.00	0	0	0	0.00	0	0.00	0	0.00	0	0.00	0
	Sub Total (B)(2)	0	0	0	0	0	0.00	0	0	0	0.00	0	0.00	0	0.00	0	0.00	0
3	Non-Institutions											0						
(a)	Individuals																	
i.	Individual shareholders holding nominal share capital up to Rs. 2 lakhs.	15,426	5,295,907	0	0	5,295,907	13.45	55,122,550	3,971,930	59,094,480	12.20	0	13.45	0	0.00	0	0.00	5,240,063
ii.	Individual shareholders holding nominal share capital in excess of Rs. 2 lakhs.	12	2,947,732	0	0	2,947,732	7.49	33,701,634	2,210,799	35,912,433	7.41	0	7.49	0	0.00	0	0.00	2,947,732
				0	0	0	0.00			0	0.00	0	0.00	0	0.00	0	0.00	0
				0	0	0	0.00			0	0.00	0	0.00	0	0.00	0	0.00	0
(b)	NBFCs registered with RBI	0	0	0	0	0	0.00	450,718	0	450,718	0.09	0	0.00	0	0.00	0	0.00	0
(c)	Employee Trusts	0	0	0	0	0	0.00	0	0	0	0.00	0	0.00	0	0.00	0	0.00	0
(d)	Overseas Depositories (holding DRs) (balancing figure)	0	0	0	0	0	0.00	0	0	0	0.00	0	0.00	0	0.00	0	0.00	0



Category	Category & Name of shareholders	Nos. of shareholders	No. of fully paid up equity shares held	No. of Partly paid-up equity shares held	No. of shares underlying Depository Receipts	Total nos. shares held	Shareholding as a % of total no. of shares (calculated as per SCRR, 1957)	Number of Voting Rights held in each class of securities				No. of Shares Underlying Outstanding convertible securities (including Warrants)	Shareholding, as a % assuming full conversion of convertible securities (as a percentage of diluted share capital)	Number of Locked in shares		Number of Shares pledged or otherwise encumbered		Number of equity shares held in dematerialised form
								No of Voting Rights			Total as a % of (A+B+C)			No. (a)	As a % of total Shares held (b)	No. (a)	As a % of total Shares held (b)	
								Equity	Class B (Series I)	Total								
	(I)	(III)	(IV)	(V)	(VI)	(VII) = (IV)+(V)+ (VI)	(VIII) As a % of (A+B+C2)	(IX)				(X)	(XI)=(VII)+(X) As a % of (A+B+C2)	(XII)		(XIII)		(XIV)
(e) Any Other (Specify)		687	2,522,019	0	0	2,522,019	6.41	129,733,117	1,891,514	127,127,338	26.24	0	6.41	0	0.00	0	0.00	2,521,709
IEPF		1	54,776	0	0	54,776	0.14	549,800	41,082	590,882	0.12	0	0.14	0	0.00	0	0.00	54,776
Trusts		1	127	0	0	127	0.00	555	95	650	0.00	0	0.00	0	0.00	0	0.00	127
Hindu Undivided Family		229	147,550	0	0	147,550	0.37	4,497,292	110,663	110,662	0.02	0	0.37	0	0.00	0	0.00	147,550
Non Resident Indians (Non Repat)		115	36,074	0	0	36,074	0.09	777,330	27,055	804,385	0.17	0	0.09	0	0.00	0	0.00	36,074
Non Resident Indians (Repat)		98	45,907	0	0	45,907	0.12	1,600,552	34,430	1,634,982	0.34	0	0.12	0	0.00	0	0.00	45,907
Director or Director's Relatives		0	0	0	0	0	0.00	978,133	0	978,133	0.20	0	0.00	0	0.00	0	0.00	0
Clearing Member		61	279,869	0	0	279,869	0.71	7,382,756	209,902	7,592,658	1.57	0	0.71	0	0.00	0	0.00	279,869
Bodies Corporate		182	1,957,716	0	0	1,957,716	4.97	113,946,699	1,468,287	115,414,986	23.82	0	4.97	0	0.00	0	0.00	1,957,406
United Credit Securities Limited			1,381,597	0	0	1,381,597	3.51	3,999,941	27,055	4,026,996	0.83	0	3.51	0	0.00	0	0.00	1,381,597
Sub Total (B)(3)		16,125	10,765,658	0	0	10,765,658	27.34	219,008,019	8,074,243	222,584,969	45.94	0	27.34	0	0.00	0	0.00	10,709,504
Total Public Shareholding (B)= (B)(1)+(B)(2)+(B)(3)		16,129	10,938,099	0	0	10,938,099	27.78	253,412,210	8,203,574	257,118,491	53.07	0	27.78	0	0.00	0	0.00	10,881,945

Details of the shareholders acting as persons in Concert including their Shareholding (No. and %):

Details of Shares which remain unclaimed may be given hear along with details such as number of shareholders, outstanding shares held in demat/unclaimed suspense account, voting rights which are frozen etc.

No. of shareholders	No. of Shares held
0	0

Note:

(1) PAN would not be displayed on website of Stock Exchange(s).

(2) The above format needs to be disclosed along with the name of following persons: Institutions/Non Institutions holding more than 1% of total number of shares

(3) W.r.t. the information pertaining to Depository Receipts, the same may be disclosed in the respective columns to the extent information available and the balance to be disclosed as held by custodian.



Table IV - Statement showing shareholding pattern of the Non Promoter- Non Public shareholder

Category	Category & Name of shareholders	Nos. of shareholders	No. of fully paid up equity shares held	No. of Partly paid-up equity shares held	No. of shares underlying Depository Receipts	Total nos. shares held	Shareholding as a % of total no. of shares (calculated as per SCRR, 1957)	Number of Voting Rights held in each class of securities				No. of Shares Underlying Outstanding convertible securities (including Warrants)	Shareholding, as a % assuming full conversion of convertible securities (as a percentage of diluted share capital)	Number of Locked in shares		Number of Shares pledged or otherwise encumbered		Number of equity shares held in dematerialised form
								No of Voting Rights			Total as a % of (A+B+C)			No. (a)	As a % of total Shares held (b)	No. (a)	As a % of total Shares held (b)	
								Equity	Class B (Series 1)	Total								
	(I)	(III)	(IV)	(V)	(VI)	(VII) = (IV)+(V)+(VI)	(VIII) As a % of (A+B+C2)	(IX)				(X)	(XI)=(VII)+(X) As a % of (A+B+C2)	(XII)		(XIII)		(XIV)
1	Custodian/DR Holder	0	0	0	0	0	0.00	0	0	0	0	0	0.00	0	0.00	0	0.00	0
2	Employee Benefit Trust (under SEBI (Share based Employee Benefit) Regulations, 2014)	0	0	0	0	0	0.00	0	0	0	0.00	0	0.00	0	0.00	0	0.00	0
	Total Non-Promoter- Non Public Shareholding (C)= (C)(1)+(C)(2)	0	0	0	0	0	0.00	0	0	0	0.00	0	0.00	0	0.00	0	0.00	0

Note:

- (1) PAN would not be displayed on website of Stock Exchange(s).
(2) The above format needs to disclose name of all holders holding more than 1% of total number of shares
(3) W.r.t. the information pertaining to Depository Receipts, the same may be disclosed in the respective columns to the extent information available



Table V - Statement showing details of significant beneficial owners (SBOs)														
Sr. No.	Details of the SBO				Details of the registered owner				Details of holding/ exercise of right of the SBO in the reporting company, whether direct or indirect*:					Date of creation / acquisition of significant beneficial interest
	Name	Passport No. in case of a foreign national	Nationality	Nationality (Applicable in case of Any other is selected)	Name	Passport No. in case of a foreign national	Nationality	Nationality (Applicable in case of Any other is selected)	Whether by virtue of:					
									Shares	Voting rights	Rights on distributable dividend or any other distribution	Exercise of control	Exercise of significant influence	
significant beneficial owners														
1	Kishore Biyani	N.A.	India		Central Departmental Stores Private Limited	N.A.	India		0	0		No	Yes	31/03/2017



RELIANCE RETAIL VENTURES LIMITED (PRE-SCHEME - WITHOUT PAN)

(There will be no change in the shareholding pattern of Reliance Retail Ventures Limited pursuant to the Scheme, since no shares are being issued by Reliance Retail Ventures Limited under the Composite Scheme of Arrangement. Hence, the pre and post Scheme shareholding pattern of Reliance Retail Ventures Limited will remain the same)

Format of holding of specified securities

1	Name of Listed Entity:	Reliance Retail Ventures Limited (Unlisted company)
2	Scrip Code/Name of Scrip/Class of Security	EQUITY SHARES (Unlisted)
3	Share Holding Pattern Filed under : Reg 31(1)(a) / Reg 31(1)(b) / Reg 31(1)(c)	<i>This is pre-scheme shareholding pattern filed as per the requirements of Stock Exchanges prescribed in accordance with SEBI Circular dated March 10, 2017 relating to Schemes of Arrangement by Listed entities. This shareholding pattern is based on the shareholding data as on September 7, 2020</i>
	a. If under 31(1)(b) then indicate the report for the quarter ending	
	b. If under 31(1)(c) then indicate the date of allotment / extinguishment	

	Particulars	Yes	No
1	Whether the Listed Entity has issued any partly paid up shares?		✓
2	Whether the Listed Entity has issued any Convertible Securities or Warrants?		✓
3	Whether the Listed Entity has any shares against which depository receipts are issued?		✓
4	Whether the Listed Entity has any shares in locked-in?		✓
5	Whether any shares held by promoters are pledge or otherwise encumbered?		✓
6	Whether the Listed Entity has issued any Differential Voting Rights?		✓
7	Whether the listed entity has any significant beneficial owner?	✓	

For Reliance Retail Ventures Limited


K Sridhar
Company Secretary (FCS: 4316)



RELIANCE RETAIL VENTURES LIMITED
Table I - Summary Statement holding of specified securities

Category (I)	Category of shareholder (II)	Nos. of shareholders (III)	No. of fully paid up equity shares held (IV)	No. of Partly paid-up equity shares held (V)	No. of shares underlying Depository Receipts (VI)	Total nos. shares held (VII) =(IV)+(V)+(VI)	Shareholding as a % of total no. of shares (calculated as per SCRR, 1957) (VIII) As a % of (A+B+C2)	Number of Voting Rights held in each class of securities (IX)			No. of Shares Underlying Outstanding convertible securities (including Warrants) (X)	Shareholding, as a % assuming full conversion of convertible securities (as a percentage of diluted share capital) (XI)= (VII)+(X) As a % of (A+B+C2)	Number of Locked in shares (XII)		Number of Shares pledged or otherwise encumbered (XIII)		Number of equity shares held in dematerialized form (XIV)	
								Number of Voting Rights					Total as a % of (A+B+C)	No. (a)	As a % of total Shares held (b)	No. (a)		As a % of total Shares held (b)
								Class X (Equity)	Class Y	Total								
(A)	Promoter & Promoter Group	5 *	583 77 58 520	0	0	583 77 58 520	94.604	583 77 58 520	0	583 77 58 520	94.604	0	94.604	0	0	0	0	583 77 58 520
(B)	Public	2	33 30 00 000	0	0	33 30 00 000	5.396	33 30 00 000	0	33 30 00 000	5.396	0	5.396	0	0	0	0	33 30 00 000
(C)	Non Promoter-Non Public																	
(C1)	Shares underlying DRs	0	0	0	0	0	0	0	0	0	0	0	0	0	0	0	0	0
(C2)	Shares held by Employee Trusts	0	0	0	0	0	0	0	0	0	0	0	0	0	0	0	0	0
	Total	7	617 07 58 520	0	0	617 07 58 520	100.00	617 07 58 520	0	617 07 58 520	100.00	0	100.00	0	0	0	0	617 07 58 520

* - Includes 4 nominee shareholders holding 1 equity share each on behalf of Reliance Industries Limited

For Reliance Retail Ventures Limited

K. Sridhar
Company Secretary (FCS: 4316)



RELIANCE RETAIL VENTURES LIMITED
Table II - Statement showing shareholding pattern of the Promoter and Promoter Group

(A)	Category & Name of the shareholders (I)	Nos. of shareholder (III)	No. of fully paid up equity shares held (IV)	No. of Partly paid-up equity shares held (V)	No. of shares underlying Depository Receipts (VI)	Total nos. shares held (VII)= (IV)+(V)+(VI)	Shareholding % calculated as per SCRR, 1957 As a % of (A+B+C2)(VIII)	Number of Voting Rights held in each class of securities (IX)			No. of Shares Underlying Outstanding convertible securities (including Warrants) (X)	Shareholding, as a % assuming full conversion of convertible securities (as a percentage of diluted share capital) (XI)= (VII)+(X) as a % of (A+B+C2)	Number of Locked in shares (XII)		Number of Shares pledged or otherwise encumbered (XIII)		Number of equity shares held in dematerialized form (XIV)
								Class X (Equity)	Class Y	Total			No. (a)	As a % of total Shares held (b)	No. (a)	As a % of total Shares held (b)	
(1)	Indian																
(a)	Individuals/Hindu undivided Family *	4 *	4	0	0	4	0.00	4	0	4	0.00	0	0	0	0	0	4
(b)	Central Government/ State Government(s)	0	0	0	0	0	0	0	0	0	0	0	0	0	0	0	0
(c)	Financial Institutions/ Banks	0	0	0	0	0	0	0	0	0	0	0	0	0	0	0	0
(d)	Any Other (specify)	0	0	0	0	0	0	0	0	0	0	0	0	0	0	0	0
i)	Bodies Corporate																
	Reliance Industries Limited	1	583 77 58 516	0	0	583 77 58 516	94.604	583 77 58 516		583 77 58 516	94.604	0	94.604	0	0	0	583 77 58 516
	Sub-Total (A)(1)	5	583 77 58 520	0	0	583 77 58 520	94.604	583 77 58 520	0	583 77 58 520	94.604	0	94.604	0	0	0	583 77 58 520
(2)	Foreign																
(a)	Individuals (Non- Resident Individuals/Foreign Individuals)	0	0	0	0	0	0	0	0	0	0	0	0	0	0	0	0
(b)	Government	0	0	0	0	0	0	0	0	0	0	0	0	0	0	0	0
(c)	Institutions	0	0	0	0	0	0	0	0	0	0	0	0	0	0	0	0
(d)	Foreign Portfolio Investor	0	0	0	0	0	0	0	0	0	0	0	0	0	0	0	0
(e)	Any Other (specify)	0	0	0	0	0	0	0	0	0	0	0	0	0	0	0	0
	Sub-Total (A)(2)	0	0	0	0	0	0	0	0	0	0	0	0	0	0	0	0
	Total Shareholding of Promoter and Promoter Group (A)= (A)(1)+(A)(2)	5	583 77 58 520	0	0	583 77 58 520	94.604	583 77 58 520	0	583 77 58 520	94.604	0	94.604	0	0	0	583 77 58 520

* - They are nominee shareholders holding 1 equity share each on behalf of Reliance Industries Limited

Details of Shares which remain undaimed may be given here along with details such as number of shareholders, outstanding shares held in dema/undaimed suspense account, voting rights which are frozen etc. - Nil

Note :

(1) PANI would not be displayed on website of Stock Exchange(s).

(2) The term "Encumbrance" has the same meaning as assigned under regulation 26(3) of SEBI (Substantial Acquisition of Shares and Takeovers) Regulations, 2011.

For Reliance Retail Ventures Limited



K. Sridhar
Company Secretary (FCS: 4316)



RELIANCE RETAIL VENTURES LIMITED
Table III - Statement showing shareholding pattern of the Public shareholder

(B)	Category & Name of the shareholders (I)	Nos. of shareholder (III)	No. of fully paid up equity shares held (IV)	No. of Partly paid-up equity shares held (V)	No. of shares underlying Depository Receipts (VI)	Total nos. shares held (VII) = (IV)+(V)+(VI)	Shareholding % calculated as per SCRR, 1957 As a % of (A+B+C2) (VIII)	Number of Voting Rights held in each class of securities (IX)				No. of Shares Underlying Outstanding convertible securities (including Warrants) (X)	Shareholding, as a % assuming full conversion of convertible securities (as a percentage of diluted share capital) (XI)= (VII)+(X) as a % of (A+B+C2)	Number of Locked in shares(XII)		Number of Shares pledged or otherwise encumbered(XIII)		Number of equity shares held in dematerialized form (XIV)
								Number of Voting Rights			Total as a % of Total Voting rights			No.(a)	As a % of total Shares held (b)	No. (Not applicable) (a)	As a % of total Shares held (Not applicable) (b)	
								Class X(Equity)	Class Y	Total								
(1)	Institutions																	
(a)	Mutual Funds/UTI	0	0	0	0	0	0	0	0	0	0	0	0	0	0	0	0	0
(b)	Venture Capital Funds	0	0	0	0	0	0	0	0	0	0	0	0	0	0	0	0	0
(c)	Alternate Investment Funds	0	0	0	0	0	0	0	0	0	0	0	0	0	0	0	0	0
(d)	Foreign Venture Capital Investors	0	0	0	0	0	0	0	0	0	0	0	0	0	0	0	0	0
(e)	Foreign Portfolio Investors	0	0	0	0	0	0	0	0	0	0	0	0	0	0	0	0	0
(f)	Financial Institutions/ Banks	0	0	0	0	0	0	0	0	0	0	0	0	0	0	0	0	0
(g)	Insurance Companies	0	0	0	0	0	0	0	0	0	0	0	0	0	0	0	0	0
(h)	Provident Funds/ Pension Funds	0	0	0	0	0	0	0	0	0	0	0	0	0	0	0	0	0
(i)	Any Other (specify)	0	0	0	0	0	0	0	0	0	0	0	0	0	0	0	0	0
	Sub-Total (B)(1)	0	0	0	0	0	0	0	0	0	0	0	0	0	0	0	0	0
(2)	Central Government/ State Government(s)/ President of India	0	0	0	0	0	0.00	0	0	0	0.00	0	0.00	0	0.00	0	0	0
	Sub-Total (B)(2)	0	0	0	0	0	0	0	0	0	0	0	0	0	0	0	0	0
(3)	Non-institutions																	
(a)	Individuals -	0	0	0	0	0	0	0	0	0	0	0	0	0	0	0	0	0
	i) Individual shareholders holding nominal share capital up to Rs. 2 lakhs.																	
	ii) Individual shareholders holding nominal share capital in excess of Rs. 2 lakhs.	0	0	0	0	0	0	0	0	0	0	0	0	0	0	0	0	0
(b)	NBFCs registered with RBI	0	0	0	0	0	0	0	0	0	0	0	0	0	0	0	0	0
(c)	Employee Trusts	0	0	0	0	0	0	0	0	0	0	0	0	0	0	0	0	0
(d)	Overseas Depositories (holding DRs) (balancing figure)	0	0	0	0	0	0	0	0	0	0	0	0	0	0	0	0	0
(e)	Any Other (specify)	0	0	0	0	0	0	0	0	0	0	0	0	0	0	0	0	0
	i) Bodies Corporate																	
	Varistree Commercial Private Limited	1	29 70 00 000	0	0	29 70 00 000	4.813	29 70 00 000	0	29 70 00 000	4.813	0	4.813	0	0	0	0	29 70 00 000
	Infotel Infocomm Enterprises Private Limited	1	3 60 00 000	0	0	3 60 00 000	0.583	3 60 00 000	0	3 60 00 000	0.583	0	0.583	0	0	0	0	3 60 00 000
	Sub-Total (B)(3)	2	33 30 00 000	0	0	33 30 00 000	5.396	33 30 00 000	0	33 30 00 000	0	0	0	0	0	0	0	33 30 00 000
	Total Public Shareholding (B)= (B)(1)+(B)(2)+(B)(3)	2	33 30 00 000	0	0	33 30 00 000	5.396	33 30 00 000	0	33 30 00 000	0	0	0	0	0	0	0	33 30 00 000

Details of the shareholders acting as persons in Concert including their Shareholding (No. and %): Nil

Details of Shares which remain unclaimed may be given here along with details such as number of shareholders, outstanding shares held in demat/unclaimed suspense account, voting rights which are frozen etc. : Nil

Note:

(1) PAN would not be displayed on website of Stock Exchange(s).

(2) The above format needs to be disclosed along with the name of following persons: Institutions/Non Institutions holding more than 1% of total number of shares.

(3) Where the information pertaining to Depository Receipts, the same may be disclosed in the respective columns to the extent information available and the balance to be disclosed as held by custodian.

For Reliance Retail Ventures Limited

K. Sridhar
Company Secretary (FCS: 4316)



RELiance RETAIL VENTURES LIMITED

Table IV - Statement showing shareholding pattern of the Non Promoter- Non Public shareholder

(C)	Category & Name of the shareholders (I)	Nos. of shareholder (III)	No. of fully paid up equity shares held (IV)	No. of Party paid-up equity shares held (V)	No. of shares underlying Depository Receipts (VI)	Total nos. shares held (VII)= (IV)+(V)+(VI)	Shareholding % calculated as per SCRR, 1957 As a % of (A+B+C2)(VIII)	Number of Voting Rights held in each class of securities (X)				No. of Shares Underlying Outstanding convertible securities (including Warrants) (X)	Shareholding, as a % assuming full conversion of convertible securities (as a percentage of diluted share capital) (XI)= (VII)+(X) as a % of (A+B+C2)	Number of Locked in shares(XII)	Number of Shares pledged or otherwise encumbered(XIII)	Number of equity shares held in dematerialized form (XIV)
								Number of Voting Rights			Total as a % of Total Voting rights					
								Class X	Class Y	Total						
(1)	Custodian/DR Holder		0	0	0	0	0	0	0	0	0	0	0	0	0	0
(a)	Name of DR Holder (if available)															
(2)	Employee Benefit Trust (under SEBI (Share based Employee Benefit) Regulations, 2014)		0	0	0	0	0	0	0	0	0	0	0	0	0	0
(a)	Name (abc...)															
	Total Non- Promoter- Non Public Shareholding (C)= (C)(1)+(C)(2)		0	0	0	0	0	0	0	0	0	0	0	0	0	0

Note

- (1) PAN would not be displayed on website of Stock Exchange(s).
(2) The above format needs to disclose name of all holders holding more than 1% of total number of shares
(3) W.r.t. the information pertaining to Depository Receipts, the same may be disclosed in the respective columns to the extent information available,

For Reliance Retail Ventures Limited

K. Sridhar
Company Secretary (FCS: 4316)



RELIANCE RETAIL VENTURES LIMITED

Table V- Statement showing details of significant beneficial owners (SBOs)

Sr. No	Details of the Significant Beneficial Owner(SBO) (I)			Details of the registered owner (II)			Details of holding/ exercise of right of the SBO in the reporting company, whether direct or indirect*: (III)					Date of creation / acquisition of significant beneficial interest# (IV)
	Name	PAN / Passport No. in case of a foreign national	Nationality	Name	PAN /Passport No.in case of a foreign national	Nationality	Shares (%)	Voting rights (%)	Rights on distributable (%) Dividend or any other Distribution	Exercise of control	Exercise of significant Influence	
1	Reliance Industries Limited		Indian	Reliance Industries Limited \$		Indian	94.604	94.604	94.604	N.A.	N.A.	24-04-2007

\$ - Includes 4 nominee shareholders holding 1 equity share each on behalf of Reliance Industries Limited

* In case the nature of the holding/ exercise of the right of a SBO falls under multiple categories specified under (a) to (e) under Column III, multiple rows for the same SBO shall be inserted accordingly for each of the categories.

This column shall have the details as specified by the listed entity under Form No. BEN-2 as submitted to the Registrar.

N.A. - Not applicable

Note: Reliance Retail Ventures Limited has reported name of its holding company, i.e Reliance Industries Limited, in Form BEN - 2 as per the provisions of Section 90 of the Companies Act, 2013 read with the Companies Significant Beneficial Owners Rules, 2018. Accordingly, name of Reliance Industries Limited is disclosed above in the column "Details of Significant Beneficial Owner"

For Reliance Retail Ventures Limited



K. Sridhar
Company Secretary (FCS: 4316)



RELIANCE RETAIL AND FASHION LIFESTYLE LIMITED (PRE-SCHEME - WITHOUT PAN)

(There will be no change in the shareholding pattern of Reliance Retail and Fashion Lifestyle Limited pursuant to the Scheme, since no shares are being issued by Reliance Retail and Fashion Lifestyle Limited under the Composite Scheme of Arrangement. Hence, the pre and post Scheme shareholding pattern of Reliance Retail and Fashion Lifestyle Limited will remain the same)

Format of holding of specified securities

1	Name of Listed Entity:	Reliance Retail and Fashion Lifestyle Limited (Unlisted company)
2	Scrip Code/Name of Scrip/Class of Security	EQUITY SHARES (Unlisted)
3	Share Holding Pattern Filed under : Reg 31(1)(a) / Reg 31(1)(b) / Reg 31(1)(c)	This is pre-scheme shareholding pattern filed as per the requirements of Stock Exchanges prescribed in accordance with SEBI Circular dated March 10, 2017 relating to Schemes of Arrangement by Listed entities. This shareholding pattern is based on the shareholding data as on September 7, 2020
	a. If under 31(1)(b) then indicate the report for the quarter ending	
	b. If under 31(1)(c) then indicate the date of allotment / extinguishment	

	Particulars	Yes	No
1	Whether the Listed Entity has issued any partly paid up shares?		✓
2	Whether the Listed Entity has issued any Convertible Securities or Warrants?		✓
3	Whether the Listed Entity has any shares against which depository receipts are		✓
4	Whether the Listed Entity has any shares in locked-in?		✓
5	Whether any shares held by promoters are pledge or otherwise encumbered?		✓
6	Whether the Listed Entity has issued any Differential Voting Rights?		✓
7	Whether the listed entity has any significant beneficial owner?	✓	

For Reliance Retail and Fashion Lifestyle Limited

Dinesh Thapar
Dinesh Thapar
Director (DIN: 05288401)



RELIANCE RETAIL AND FASHION LIFESTYLE LIMITED
Table I - Summary Statement holding of specified securities

Category (I)	Category of shareholder (II)	Nos. of shareholders (III)	No. of fully paid up equity shares held (IV)	No. of Partly paid-up equity shares held (V)	No. of shares underlying Depository Receipts (VI)	Total nos. shares held (VII) = (IV)+(V)+(VI)	Shareholding as a % of total no. of shares (calculated as per SCRR, 1957) (VIII) As a % of (A+B+C2)	Number of Voting Rights held in each class of securities (IX)			No. of Shares Underlying Outstanding convertible securities (including Warrants) (X)	Shareholding, as a % assuming full conversion of convertible securities (as a percentage of diluted share capital) (XI)= (VII)+(X) As a % of (A+B+C2)	Number of Locked in shares(XII)		Number of Shares pledged or otherwise encumbered(XIII)		Number of equity shares held in dematerialized form (XIV)	
								Number of Voting		Total as a % of (A+B+C)			No. (a)	As a % of total Shares held (b)	No. (a)	As a % of total Shares held (b)		
								Class X (Equity)	Class Y									Total
(A)	Promoter & Promoter Group	7 *	10 000	0	0	10 000	100.00	10 000	0	10 000	100.00	0	100.00	0	0	0	0	0
(B)	Public	0	0	0	0	0	0	0	0	0	0	0	0	0	0	0	0	0
(C)	Non Promoter-Non Public																	
(C1)	Shares underlying DRs	0	0	0	0	0	0	0	0	0	0	0	0	0	0	0	0	0
(C2)	Shares held by Employee Trusts	0	0	0	0	0	0	0	0	0	0	0	0	0	0	0	0	0
	Total	7 *	10 000	0	0	10 000	100.00	10 000	0	10 000	100.00	0	100.00	0	0	0	0	0

* - Includes 6 nominee shareholders holding 1 equity share each on behalf of Reliance Retail Ventures Limited

For Reliance Retail and Fashion Lifestyle Limited

Dinesh Thapar
Dinesh Thapar
Director (DIN: 05288401)



RELIANCE RETAIL AND FASHION LIFESTYLE LIMITED
Table II - Statement showing shareholding pattern of the Promoter and Promoter Group

(A)	Category & Name of the shareholders (I)	Nos. of shareholder (III)	No. of fully paid up equity shares held (IV)	No. of Partly paid-up equity shares held (V)	No. of shares underlying Depository Receipts (VI)	Total nos. shares held (VII)= (IV)+(V)+(VI)	Shareholding % calculated as per SCRR, 1957 As a % of (A+B+C2)(VIII)	Number of Voting Rights held in each class of securities (IX)			No. of Shares Underlying Outstanding convertible securities (including Warrants) (X)	Shareholding, as a % assuming full conversion of convertible securities (as a percentage of diluted share capital) (XI)= (VII)+(X) as a % of (A+B+C2)	Number of Locked in shares(XII)		Number of Shares pledged or otherwise encumbered(XIII)		Number of equity shares held in dematerialized form (XIV)	
								Number of Voting Rights					Total as a % of Total Voting rights	No.(a)	As a % of total Shares held (b)	No. (a)		As a % of total Shares held (b)
								Class X(Equity)	Class Y	Total								
(1)	Indian																	
(a)	Individuals/Hindu-undivided-Family *	6 *	6	0	0	6	0.06	6	0	6	0.06	0	0.06	0	0	0	0	
(b)	Central Government/ State Government(s)	0	0	0	0	0	0	0	0	0	0	0	0	0	0	0	0	
(c)	Financial Institutions/ Banks	0	0	0	0	0	0	0	0	0	0	0	0	0	0	0	0	
(d)	Any Other (specify)	0	0	0	0	0	0	0	0	0	0	0	0	0	0	0	0	
	i) Bodies Corporate																	
	Reliance Retail Ventures Limited	1	9 994	0	0	9 994	99.94	9 994	0	9 994	99.94	0	99.94	0	0	0	0	
	Sub-Total (A)(1)	7	10 000	0	0	10 000	100.00	10 000	0	10 000	100.00	0	100.00	0	0	0	0	
(2)	Foreign																	
(a)	Individuals (Non- Resident Individuals/Foreign Individuals)	0	0	0	0	0	0	0	0	0	0	0	0	0	0	0	0	
(b)	Government	0	0	0	0	0	0	0	0	0	0	0	0	0	0	0	0	
(c)	Institutions	0	0	0	0	0	0	0	0	0	0	0	0	0	0	0	0	
(d)	Foreign Portfolio Investor	0	0	0	0	0	0	0	0	0	0	0	0	0	0	0	0	
(e)	Any Other (specify)	0	0	0	0	0	0	0	0	0	0	0	0	0	0	0	0	
	Sub-Total (A)(2)	0	0	0	0	0	0	0	0	0	0	0	0	0	0	0	0	
	Total Shareholding of Promoter and Promoter Group (A)= (A)(1)+(A)(2)	7	10 000	0	0	10 000	100.00	10 000	0	10 000	100.00	0	100.00	0	0	0	0	

* - They are nominee shareholders holding 1 equity share each on behalf of Reliance Retail Ventures Limited

Details of Shares which remain unclaimed may be given here along with details such as number of shareholders, outstanding shares held in demat/unclaimed suspense account, voting rights which are frozen etc. - Nil

Note :

(1) PAN would not be displayed on website of Stock Exchange(s).

(2) The term "Encumbrance" has the same meaning as assigned under regulation 28(3) of SEBI (Substantial Acquisition of Shares and Takeovers) Regulations, 2011.

For Reliance Retail and Fashion Lifestyle Limited


Dinesh Thapar
Director (DIN: 05288401)



RELiance RETAIL AND FASHION LIFESTYLE LIMITED
Table III - Statement showing shareholding pattern of the Public shareholder

(B)	Category & Name of the shareholders (I)	Nos. of shareholder (III)	No. of fully paid up equity shares held (IV)	No. of Partly paid-up equity shares held (V)	No. of shares underlying Depository Receipts (VI)	Total nos. shares held (VII) = (IV)+(V)+(VI)	Shareholding % calculated as per SCRR, 1957 As a % of (A+B+C2) (VIII)	Number of Voting Rights held in each class of securities (IX)			No. of Shares Underlying Outstanding convertible securities (including Warrants) (X)	Shareholding, as a % assuming full conversion of convertible securities (as a percentage of diluted share capital) (XI) = (VII)+(X) as a % of (A+B+C2)	Number of Locked in shares (XII)		Number of Shares pledged or otherwise encumbered (XIII)		Number of equity shares held in dematerialized form (XIV)
								Class X (Equity)	Class Y	Total			No.(a)	As a % of total Shares held (b)	No. (Not applicable) (a)	As a % of total Shares held (Not applicable) (b)	
(1)	Institutions																
(a)	Mutual Funds/UTI	0	0	0	0	0	0	0	0	0	0	0	0	0	0	0	0
(b)	Venture Capital Funds	0	0	0	0	0	0	0	0	0	0	0	0	0	0	0	0
(c)	Alternate Investment Funds	0	0	0	0	0	0	0	0	0	0	0	0	0	0	0	0
(d)	Foreign Venture Capital Investors	0	0	0	0	0	0	0	0	0	0	0	0	0	0	0	0
(e)	Foreign Portfolio Investors	0	0	0	0	0	0	0	0	0	0	0	0	0	0	0	0
(f)	Financial Institutions/ Banks	0	0	0	0	0	0	0	0	0	0	0	0	0	0	0	0
(g)	Insurance Companies	0	0	0	0	0	0	0	0	0	0	0	0	0	0	0	0
(h)	Provident Funds/ Pension Funds	0	0	0	0	0	0	0	0	0	0	0	0	0	0	0	0
(i)	Any Other (specify)	0	0	0	0	0	0	0	0	0	0	0	0	0	0	0	0
	Sub-Total (B)(1)	0	0	0	0	0	0	0	0	0	0	0	0	0	0	0	0
(2)	Central Government/ State Government(s)/ President of India	0	0	0	0	0	0.00	0	0	0	0	0.00	0	0.00	0	0	0
	Sub-Total (B)(2)	0	0	0	0	0	0	0	0	0	0	0	0	0	0	0	0
(3)	Non-institutions																
(a)	Individuals -	0	0	0	0	0	0	0	0	0	0	0	0	0	0	0	0
	i) Individual shareholders holding nominal share capital up to Rs. 2 lakhs.	0	0	0	0	0	0	0	0	0	0	0	0	0	0	0	0
	ii) Individual shareholders holding nominal share capital in excess of Rs. 2 lakhs.	0	0	0	0	0	0	0	0	0	0	0	0	0	0	0	0
(b)	NBFCs registered with RBI	0	0	0	0	0	0	0	0	0	0	0	0	0	0	0	0
(c)	Employee Trusts	0	0	0	0	0	0	0	0	0	0	0	0	0	0	0	0
(d)	Overseas Depositories (holding DRs) (balancing figure)	0	0	0	0	0	0	0	0	0	0	0	0	0	0	0	0
(e)	Any Other (specify)	0	0	0	0	0	0	0	0	0	0	0	0	0	0	0	0
	Sub-Total (B)(3)	0	0	0	0	0	0	0	0	0	0	0	0	0	0	0	0
	Total Public Shareholding (B) = (B)(1)+(B)(2)+(B)(3)	0	0	0	0	0	0	0	0	0	0	0	0	0	0	0	0

Details of the shareholders acting as persons in Concert including their Shareholding (No. and %): Nil

Details of Shares which remain unclaimed may be given here along with details such as number of shareholders, outstanding shares held in demat/unclaimed suspense account, voting rights which are frozen etc. : Nil

Note:

(1) PAN would not be displayed on website of Stock Exchange(s).

(2) The above format needs to be disclosed along with the name of following persons: Institutions/Non Institutions holding more than 1% of total number of shares.

(3) W.r.t. the information pertaining to Depository Receipts, the same may be disclosed in the respective columns to the extent information available and the balance to be disclosed as held by custodian.

For R: For Reliance Retail and Fashion Lifestyle Limited

Dinesh Dinesh Thapar
Direct Director (DIN: 05288401)



RELIANCE RETAIL AND FASHION LIFESTYLE LIMITED

Table IV - Statement showing shareholding pattern of the Non Promoter- Non Public shareholder

(C)	Category & Name of the shareholders (I)	Nos. of shareholder (III)	No. of fully paid up equity shares held (IV)	No. of Partly paid-up equity shares held (V)	No. of shares underlying Depository Receipts (VI)	Total nos. shares held (VII)= (IV)+(V)+(VI)	Shareholding % calculated as per SCRR, 1957 As a % of (A+B+C2)(VIII)	Number of Voting Rights held in each class of securities (IX)			No. of Shares Underlying Outstanding convertible securities (including Warrants) (X)	Shareholding, as a % assuming full conversion of convertible securities (as a percentage of diluted share capital) (XI)= (VII)+(X) as a % of (A+B+C2)	Number of Locked in shares (XII)	Number of Shares pledged or otherwise encumbered (XIII)		Number of equity shares held in dematerialized form (XIV)
								Class X	Class Y	Total				No.	As a % of total Shares held	
(1)	Custodian/DR Holder	0	0	0	0	0	0	0	0	0	0	0	0	0	0	0
(a)	Name of DR Holder (if available)															
(2)	Employee Benefit Trust (under SEBI (Share based Employee Benefit) Regulations, 2014)	0	0	0	0	0	0	0	0	0	0	0	0	0	0	0
(a)	Name (abc...)															
	Total Non-Promoter- Non Public Shareholding (C)= (C)(1)+(C)(2)	0	0	0	0	0	0	0	0	0	0	0	0	0	0	0

Note

- (1) PAN would not be displayed on website of Stock Exchange(s).
- (2) The above format needs to disclose name of all holders holding more than 1% of total number of shares
- (3) W.r.t. the information pertaining to Depository Receipts, the same may be disclosed in the respective columns to the extent information available.

For Reliance Retail and Fashion Lifestyle Limited

Dinesh Thapar
Dinesh Thapar
Director (DIN: 05288401)



RELIANCE RETAIL AND FASHION LIFESTYLE LIMITED

Table V- Statement showing details of significant beneficial owners (SBOs)

Sr. No	Details of the Significant Beneficial Owner(SBO) (I)			Details of the registered owner (II)			Details of holding/ exercise of right of the SBO in the reporting company, whether direct or indirect*: (III)					Date of creation / acquisition of significant beneficial interest# (IV)
	Name	PAN / Passport No. In case of a foreign national	Nationality	Name	PAN /Passport No.in case of a foreign national	Nationality	Shares (%)	Voting rights (%)	Rights on distributable (%) Dividend or any other Distribution	Exercise of control	Exercise of significant Influence	
1	Reliance Retail Ventures Limited		Indian	Reliance Retail Ventures Limited \$		Indian	100.00	100.00	100.00	N.A.	N.A.	11-08-2020

\$ - Includes 6 nominee shareholders holding 1 equity share each on behalf of Reliance Retail Ventures Limited

* In case the nature of the holding/ exercise of the right of a SBO falls under multiple categories specified under (a) to (e) under Column III, multiple rows for the same SBO shall be inserted accordingly for each of the categories.

This column shall have the details as specified by the listed entity under Form No. BEN-2 as submitted to the Registrar.

N.A. - Not applicable

Note: Reliance Retail and Fashion Lifestyle Limited has reported name of its holding company, i.e Reliance Retail Ventures Limited, in Form BEN - 2 as per the provisions of Section 90 of the Companies Act, 2013 read with the Companies Significant Beneficial Owners Rules, 2018. Accordingly, name of Reliance Retail Ventures Limited is disclosed above in the column "Details of Significant Beneficial Owner"

For Reliance Retail and Fashion Lifestyle Limited

Dinesh Thapar

Dinesh Thapar
Director (DIN: 05288401)

